

# National Weekly Wool Market Report

Season: 2019/2020

Sale Date: 27 & 28 November 2019



CAPE WOOLS SA

Tel: 27-41-4844301  
 Fax: 27-41-4846792  
 E-mail: stats@capewools.co.za  
 Website: www.capewools.co.za

SA Merino Indicator				Buyers			
Indicator Unit	Current Sale	Last Sale	Change	Company	Bales Purchased This Week	% of Purchases	Total Bales Purchased This Season
# SA c/kg	16917	16941	-0.1%	G Modiano SA	5120	41.6%	36849
Ave. to date (19/20)	16896	16895	0.0%	Standard Wool SA	4295	34.9%	33609
Ave. to date (18/19)	22687			Tianyu SA	831	6.8%	14031
US c/kg	1147	1150	-0.3%	Lempriere SA	739	6.0%	21549
Euro c/kg	1042	1038	0.3%	Stucken & Co	507	4.1%	9409
AWEX EMI	1530	1555	-1.6%	Segard Masurel SA	153	1.2%	4909
				New England Wool SA	146	1.2%	1429

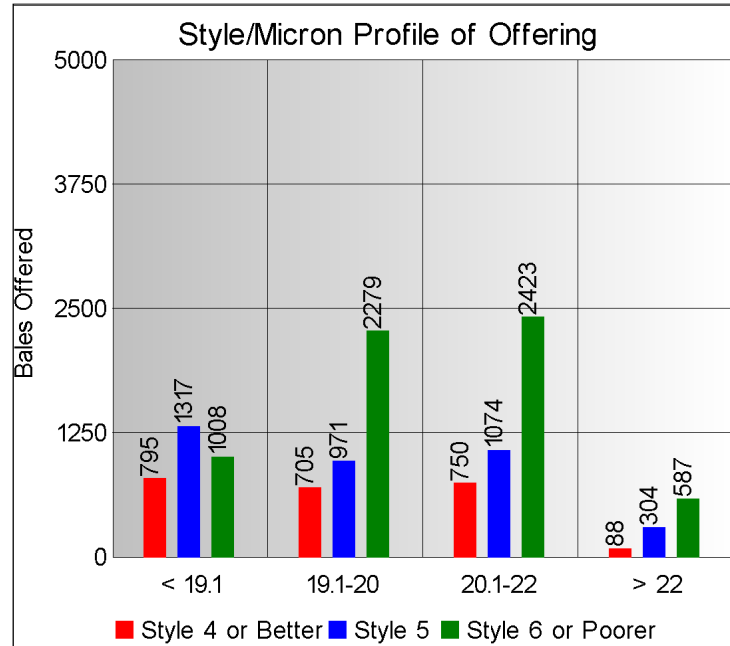
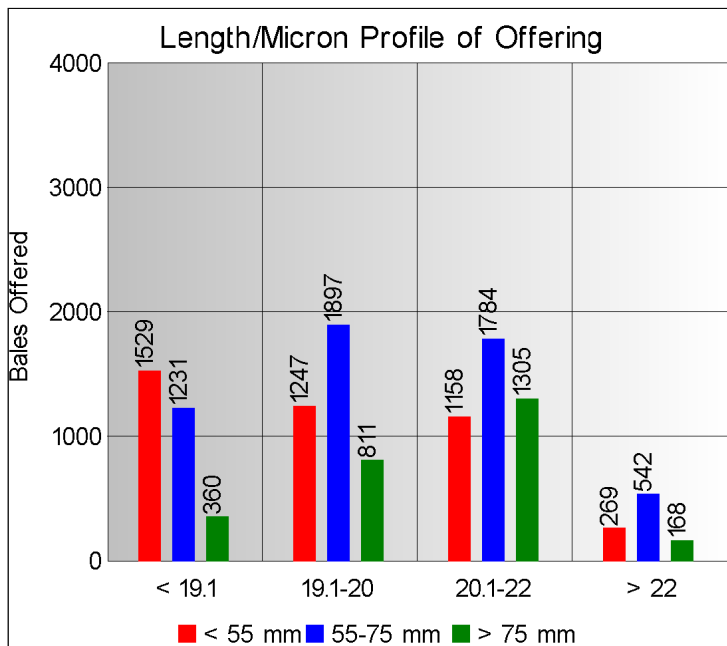
Exchange Rates			
Currency Unit	This Week	Previous Week	% Change
R/USD	14.7529	14.7281	-0.2%
R/Euro	16.2384	16.3173	0.5%
R/AUD	9.9840	10.0168	0.3%
USD/AUD	0.6765	0.6803	0.6%

## Analysis of Offerings by Broker This Week (Bales)

Broker	Merino Fleeces	Merino Bellies	Merino Lambs	Merino Backs	Merino Locks	* Other	Total	% Sold
BKB	4854	551	823	0	273	1176	7677	95.4%
CMW	2257	276	366	361	166	579	4005	96.7%
HOF	121	7	9	0	1	2	140	84.3%
JLW	0	0	0	0	0	0	0	
MAS	261	24	25	0	21	62	393	99.8%
QWB	86	0	0	0	0	0	86	96.5%
VLW	0	0	0	0	0	0	0	
<b>Total</b>	<b>7579</b>	<b>858</b>	<b>1223</b>	<b>361</b>	<b>461</b>	<b>1819</b>	<b>12301</b>	<b>95.9%</b>

# SA Merino Indicator includes Merino types comparable to international indicators.  
 ## Cape Wools All Wool Indicator, includes all white wool sold at auction.

\* crossbred, coarse and coloured, inferior



## \* Seasonal Receipts Declared

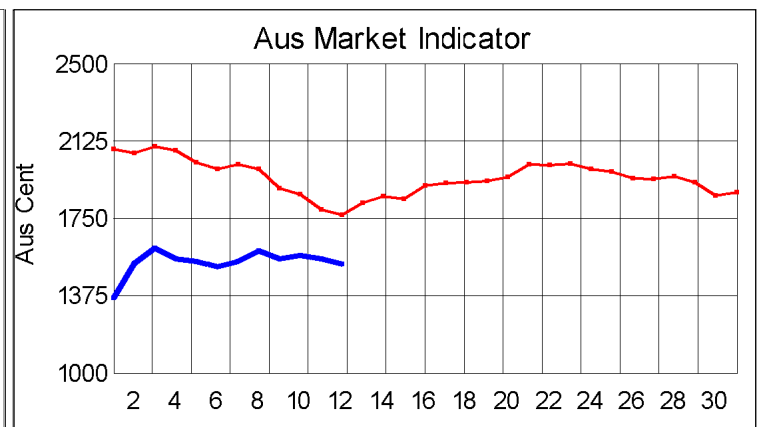
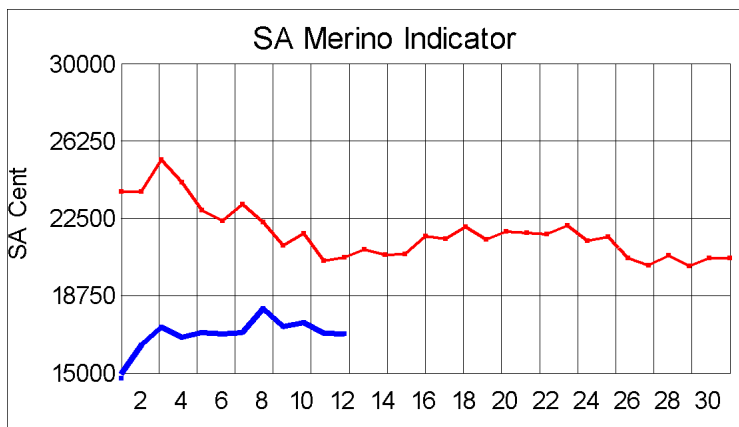
2019/20 Declared Receipts : 03 November 2019

2019/20 Declared Receipts : 24 November 2019

20,210,213.4

24,507,258.4

Percentage Change (Year-on-Year) : 0.99



Current Season — Previous Season —

**Average Fleece Wool Prices (c/kg. clean)**  
**Spinners and Good Topmaking Styles (AWEX Types MF4 and MF5)**

Micron	100+mm	90mm	80mm	70mm	60mm	50mm	40mm	30mm	20mm	10mm
18.0			18907	18593	18029	17707	16883			
18.5			19211	18269	17597	17243	16429			
19.0			19326	18507	17415	16703	15292			
19.5			18535	17599	17417	16211	14669			
20.0			17979	17668	16491	15682	14207			
20.5			17129	16882	17559	15527	13765			
21.0		17232	18226	17400	16804	15198				
21.5			16894	16575	15752	15105	13892			
22.0			17094			15267				
22.5			16952			14004				
23.0			16187							
23.5										
24.0										

\* Based on a minimum of 3 lots sold per category

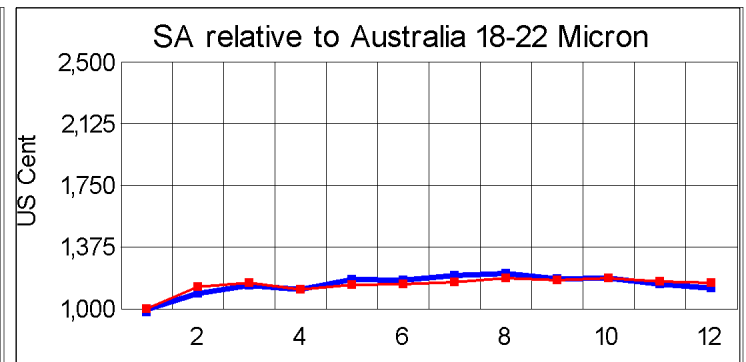
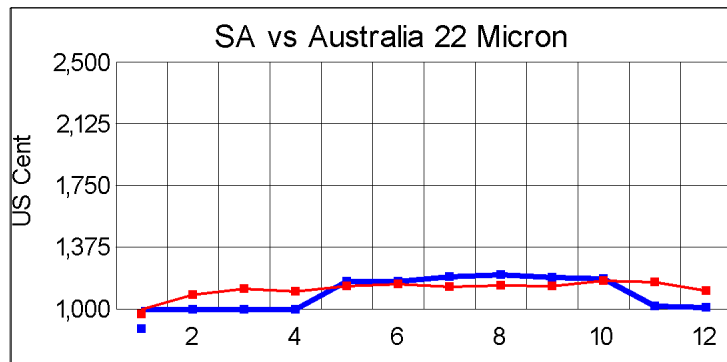
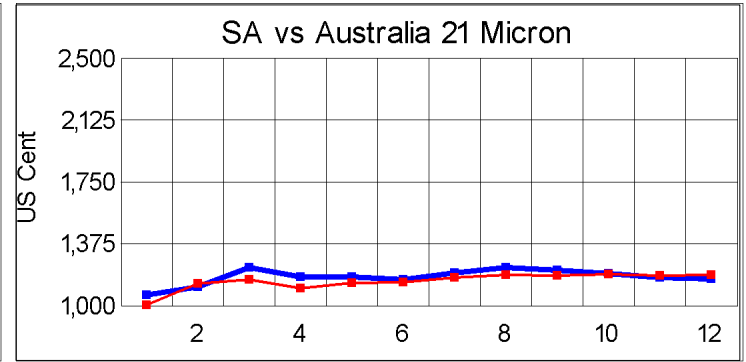
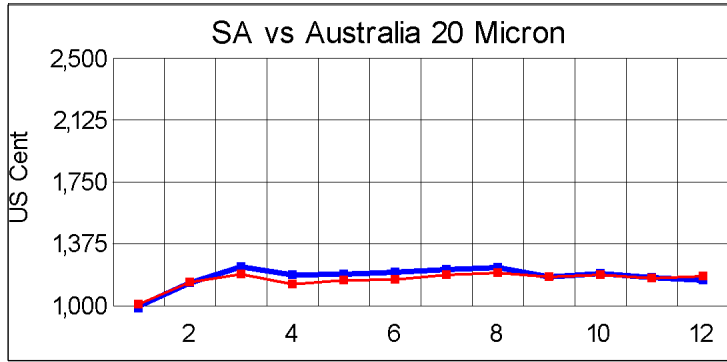
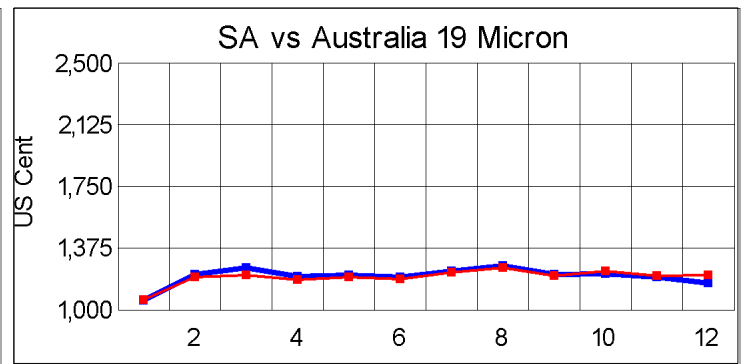
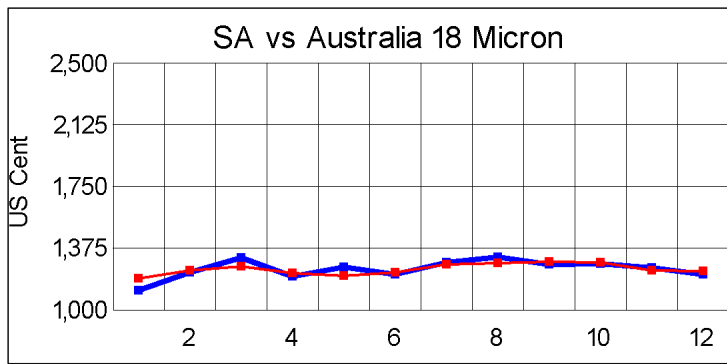
**Average Topmaking Styles (AWEX MF6)**

Micron	100+mm	90mm	80mm	70mm	60mm	50mm	40mm	30mm	20mm	10mm
18.0			17265							
18.5					17034					
19.0				16897						
19.5			16105	16292	16106	15986				
20.0			16502	16300	16019		13420			
20.5		16196	16327	16155	15723					
21.0			15748	16054						
21.5			16384							
22.0										
22.5										
23.0										
23.5										
24.0										

\* Based on a minimum of 3 lots sold per category

**Other Selected Types/Qualities**

	Long			Medium		
	19μ	20μ	21μ	19μ	20μ	21μ
<b>Good Quality</b>						
Lambswool	17324	16737		15926	14441	
Bellies	16326	16017		14811	13784	13653
Locks				12949	13943	
<b>Average Quality</b>						
Lambswool	16553	16135	15403	14092	12983	12713
Bellies	15867	13853	14858	14703	12354	11888
Locks				11853	10806	9678
<b>Inferior Quality</b>						
Fleecewool	16161	15404	14584	16313	16175	
Lambswool	16145			16167		
Bellies	16249	14832	13676	13905	11711	13269
Locks				10114		



— SA in USc  
— Aus in USc

— SA in USc  
— Aus in USc

## Market Commentary

### Cape Wools Weekly Market Report-28 October 2019

Port Elizabeth - The 13th sale of the 2019/20 wool season took place today with 12 264 bales on offer of which 95,8% was sold. The wool market closed 0,1% (24 points) down at a value of R169,17 c/kg (Clean), with the Cape Wools All Wool Indicator closing 0,2% lower. The Australian EMI moved 1,6% down this week.

This week saw the Rand at 0,2% weaker against the US Dollar and 0,5% stronger against the Euro, compared with the average rate at the previous sale. The market weakened by 0,3% in US Dollar terms. The wool market performed well on the 13th sale of the wool season, ending nearly unchanged to close on R169.17p/kg and a good sales clearance of 95,8%, even though only two buying houses were responsible for 80% of the bales purchased. Due to the shipping backlog currently experienced and the upcoming Chinese New Year, which may result in deliveries not being able to reach clients by 20 January, the buyers and brokers agreed to postpone the sale scheduled for next week to early January 2020, in order to ensure wool purchased can reach its destination on schedule.

The Australian market was also softer this week, with the South African Rand trading at similar levels to last week's sale. The good quality fine and medium length merino fleece wool still attracted good competition and traded well above the average market levels of today. The major buyers on today's sale were: Modiano SA (5 120), Standard Wool SA (4 295), Tianyu SA (831) and Lempriere SA (702).

The average clean prices for the selection within the different micron categories for good top-making (MF5), long fleeces were as follows: 18,0 microns decreased 0,1% to close at R182,53/kg; 18,5 microns moved 0,7% up to close at R181,11/kg; 19 microns /gained 0,5% to close at R178,86/kg; 19,5 microns strengthened by 1,7% to close at R177,02/kg; 20 microns was 1,4% stronger to close at R174,33/kg; 20,5 microns lost 1,2% to close at R167,49/kg; 21,0 microns recovered 0,5% to close at R175,41/kg; 21,5 microns improved by 0,3% to close at R171,54/kg; 22 microns fell 1,7% to close at 168,29/kg and 22,5 microns climbed by 0,5% to close at R164,05/kg.

The next sale is scheduled for 9 January 2020.

\*The detailed Seasonal Receipts Declared Report can be viewed at [www.capewools.co.za](http://www.capewools.co.za)