

National Weekly Wool Market Report

Season: 2019/2020

Sale Date: 06 & 07 November 2019



CAPE WOOLS SA

Tel: 27-41-4844301
 Fax: 27-41-4846792
 E-mail: stats@capewools.co.za
 Website: www.capewools.co.za

SA Merino Indicator				Buyers			
Indicator Unit	Current Sale	Last Sale	Change	Company	Bales Purchased This Week	% of Purchases	Total Bales Purchased This Season
# SA c/kg	17290	18148	-4.7%	Standard Wool SA	3991	29.5%	21987
Ave. to date (19/20)	16826	16768	0.4%	G Modiano SA	2992	22.1%	23497
Ave. to date (18/19)	23265			Tianyu SA	2651	19.6%	10189
US c/kg	1172	1202	-2.5%	Lempriere SA	1318	9.7%	19117
Euro c/kg	1058	1077	-1.8%	Stucken & Co	890	6.6%	7802
AWEX EMI	1555	1594	-2.5%	Segard Masurel SA	661	4.9%	3596
				New England Wool SA	31	0.2%	1226

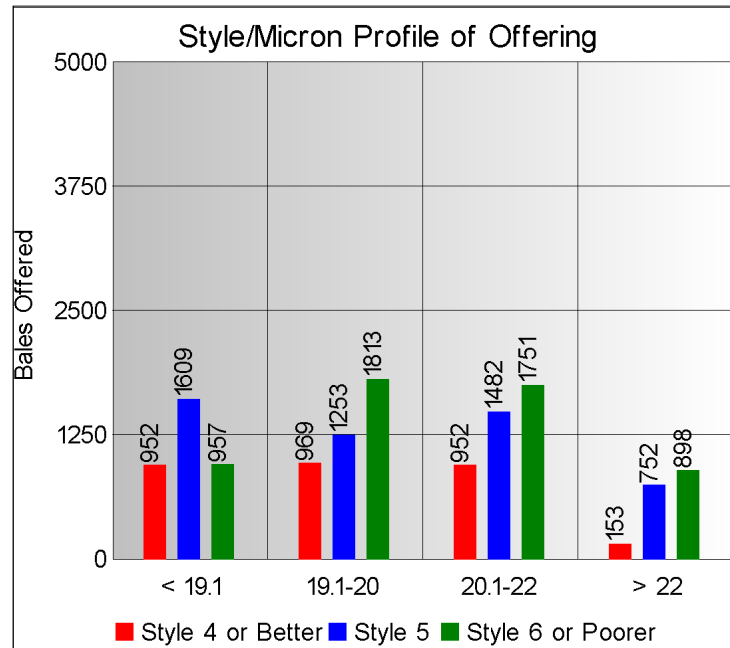
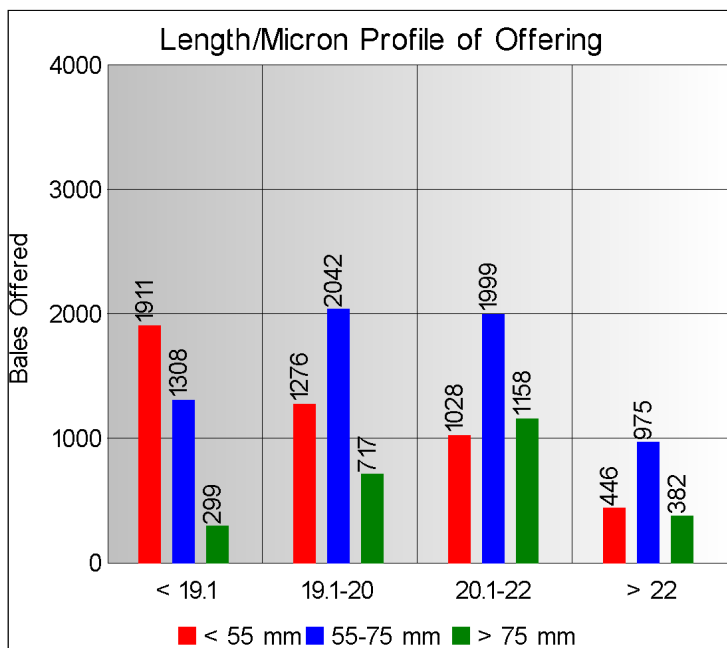
Exchange Rates			
Currency Unit	This Week	Previous Week	% Change
R/USD	14.7549	15.0935	2.2%
R/Euro	16.3359	16.8443	3.0%
R/AUD	10.1655	10.4263	2.5%
USD/AUD	0.6888	0.6908	0.3%

Analysis of Offerings by Broker This Week (Bales)

Broker	Merino Fleeces	Merino Bellies	Merino Lambs	Merino Backs	Merino Locks	* Other	Total	% Sold
BKB	5295	706	707	2	416	845	7971	96.8%
CMW	1439	173	316	200	145	384	2657	88.7%
HOF	155	7	13	0	10	21	206	71.8%
JLW	194	29	36	0	7	36	302	99.3%
MAS	398	66	71	0	91	147	773	96.8%
QWB	631	47	126	0	100	104	1008	81.9%
VLW	457	42	61	0	38	26	624	71.3%
Total	8569	1070	1330	202	807	1563	13541	92.6%

SA Merino Indicator includes Merino types comparable to international indicators.
 ## Cape Wools All Wool Indicator, includes all white wool sold at auction.

* crossbred, coarse and coloured , inferior

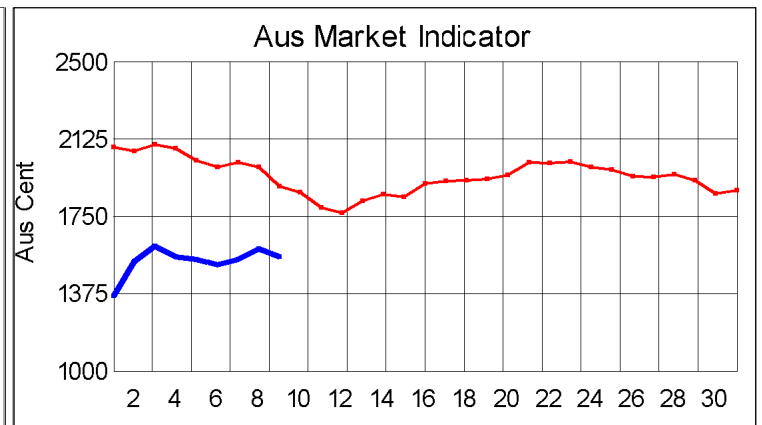
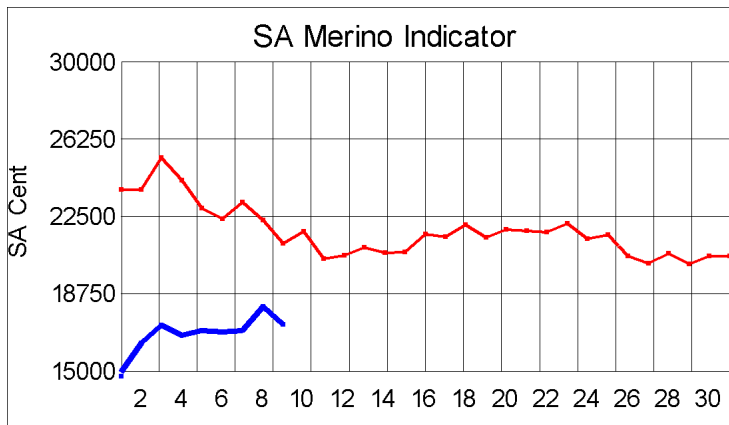


* Seasonal Receipts Declared

2019/20 Declared Receipts : 13 October 2019 14,379,635.6

2019/20 Declared Receipts : 03 November 2019 18,923,074.1

Percentage Change (Year-on-Year) : 0.12



Current Season — Previous Season —

Average Fleece Wool Prices (c/kg. clean)
Spinners and Good Topmaking Styles (AWEX Types MF4 and MF5)

Micron	100+mm	90mm	80mm	70mm	60mm	50mm	40mm	30mm	20mm	10mm
18.0			19627	19407	18381	17725	16794			
18.5			18048	19423	18358	17723	16655			
19.0			18140	18732	17980	17522	16038			
19.5			18124	18080	17775	16803	15268			
20.0		17181	17594	17853	17440	16616	14485			
20.5		17011	17445	17455	17261	16024	14386			
21.0			17468	17358	18182	16223	13320			
21.5			17965	16628	16890	16212				
22.0			16927		16458	15381				
22.5			18266		16087					
23.0			17042	16720						
23.5				16410						
24.0										

* Based on a minimum of 3 lots sold per category

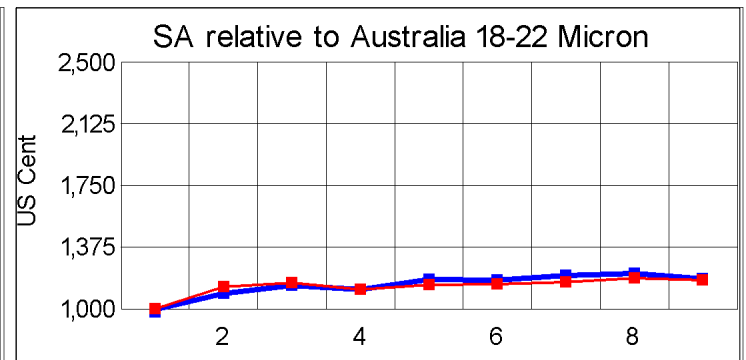
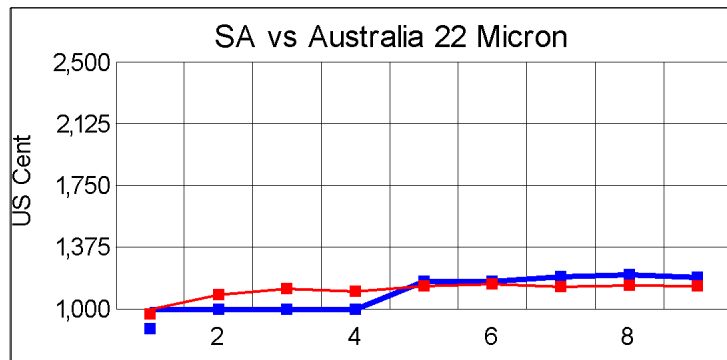
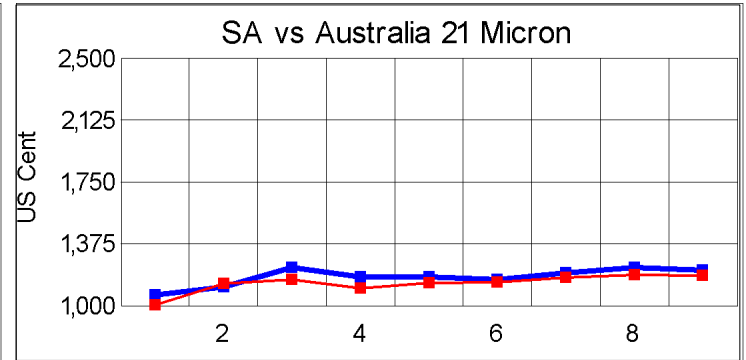
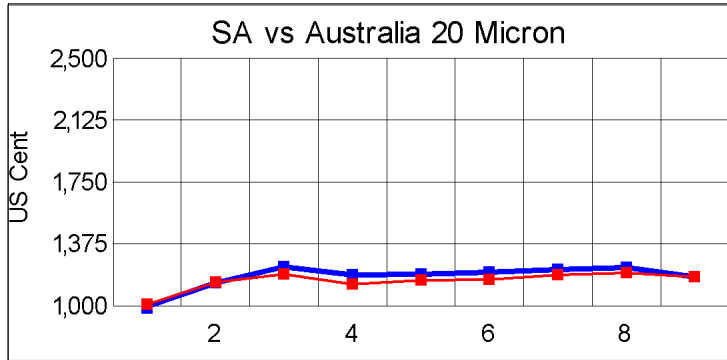
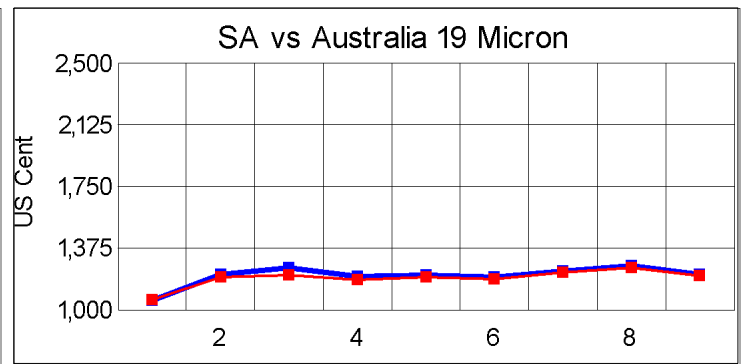
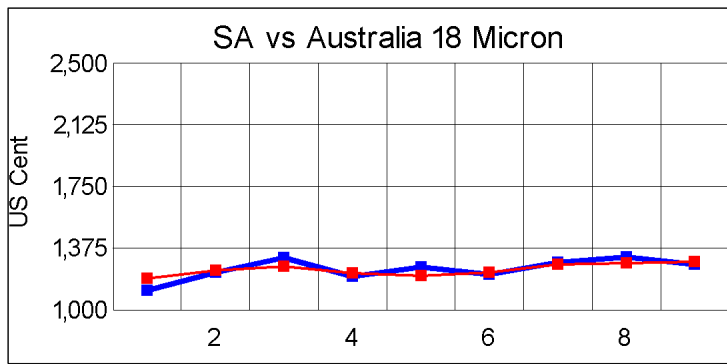
Average Topmaking Styles (AWEX MF6)

Micron	100+mm	90mm	80mm	70mm	60mm	50mm	40mm	30mm	20mm	10mm
18.0										
18.5										
19.0				17762						
19.5			17439	17132	16375					
20.0			16304	16421	16023					
20.5			16514	16411	15679	14830				
21.0			16745	15706						
21.5					14701					
22.0										
22.5										
23.0										
23.5										
24.0										

* Based on a minimum of 3 lots sold per category

Other Selected Types/Qualities

	Long			Medium		
	19μ	20μ	21μ	19μ	20μ	21μ
Good Quality						
Lambswool	18842	16944		15831	14672	
Bellies	16957	15638		15192	12583	
Locks				12759	13286	10720
Average Quality						
Lambswool	17319	16656	15329	15641	13921	
Bellies	16558	15790	16439	14182	13810	11291
Locks				11357	10203	8876
Inferior Quality						
Fleecewool	16887	15728	14595	15100	12253	15531
Lambswool					14049	
Bellies	16974	15172		13251	12870	14434
Locks				8484	11814	



— SA in USc
— Aus in USc

— SA in USc
— Aus in USc

Market Commentary

Cape Wools Weekly Market Report - 07 October 2019

Port Elizabeth - The 10th sale of the 2019/20 wool season took place today with 13 541 bales on offer of which 92,0% was sold. The wool market closed 4,7% (858 points) down at a value of R172,90 c/kg (Clean), with the Cape Wools All Wool Indicator closing 4,8% lower. The Australian EMI moved 2,5% down this week. This week saw the Rand at 2,2% stronger against the US Dollar and 3,0% stronger against the Euro, compared with the average rate at the previous sale. The market weakened by 2,5% in US Dollar terms.

The wool market could not hold onto the gains made on last week's auction and shed 4,7% to close on R172,90 per kg, with 92% of the offering sold. The offering consisted of some good quality long merino wool with very little short wools on offer. The market followed the softer trend on this week's Australian auction, with the stronger SA currency adding further downward pressure on price levels.

The market showed some improvement on the second day of the sale, with better participation from the buying houses. Almost all micron ranges closed at softer levels, except for a few categories, which included certified wools. The major buyers on today's sale were: Standard Wool SA (3 978), Modiano SA (2 992), Tianyu SA (2 584) and Lempriere SA (1 318).

The average clean prices for the selection within the different micron categories for good top-making (MF5), long fleeces were as follows: 18,0 microns decreased 1,8% to close at R190,77/kg; 18,5 microns moved 4,7% down to close at R184,66/kg; 19 microns lost 6,2% to close at R178,28/kg; 19,5 microns weakened by 5,1% to close at R177,26/kg; 20 microns was 4,4% weaker to close at R173,45/kg; 20,5 microns lost 4,8% to close at R170,88/kg; 21,0 microns lost 2,5% to close at R174,83/kg; 21,5 microns tumbled by 2,3% to close at R175,69/kg; 22 microns fell 2,4% to close at 168,37/kg and 22,5 microns declined by 1,6% to close at R172,91/kg.

The next sale is scheduled for 14 November 2019 where approximately ± 10 540 bales will be on sale.

*The detailed Seasonal Receipts Declared Report can be viewed at www.capewools.co.za