

# National Weekly Wool Market Report

Season: 2019/2020

Sale Date: 30 & 31 October 2019



CAPE WOOLS SA

Tel: 27-41-4844301  
 Fax: 27-41-4846792  
 E-mail: stats@capewools.co.za  
 Website: www.capewools.co.za

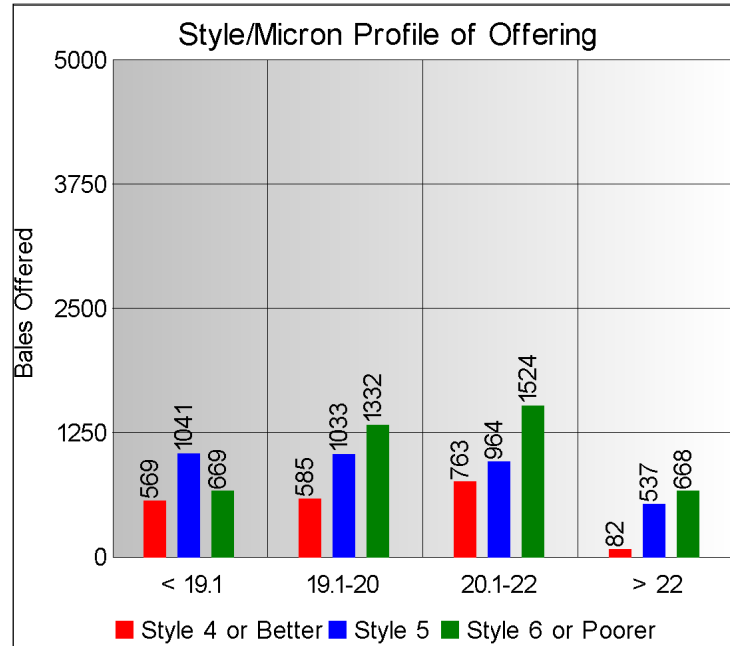
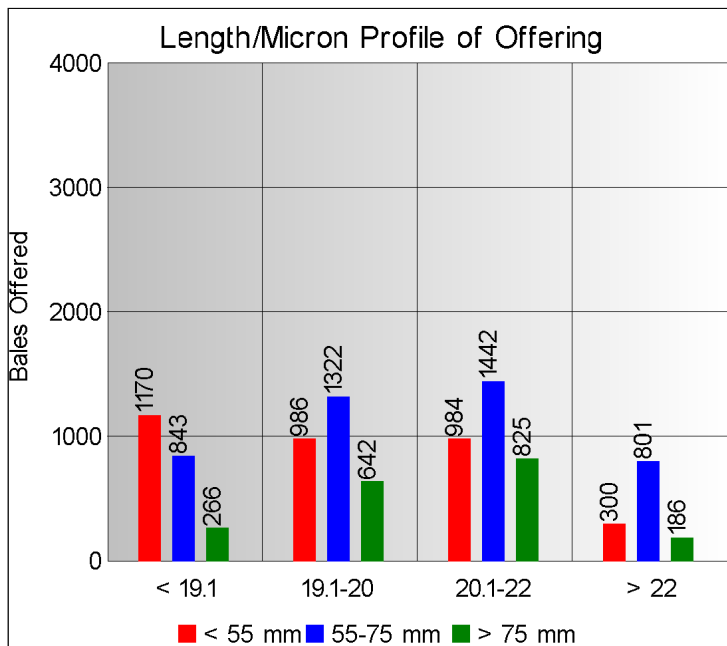
SA Merino Indicator				Buyers			
Indicator Unit	Current Sale	Last Sale	Change	Company	Bales Purchased This Week	% of Purchases	Total Bales Purchased This Season
# SA c/kg	18148	16987	6.8%	G Modiano SA	3011	30.8%	20580
Ave. to date (19/20)	16768	16571	1.2%	Standard Wool SA	2412	24.7%	18096
Ave. to date (18/19)	23522			Lempriere SA	1885	19.3%	17876
US c/kg	1202	1163	3.4%	Tianyu SA	980	10.0%	7619
Euro c/kg	1077	1044	3.2%	Stucken & Co	900	9.2%	6974
AWEX EMI	1594	1545	3.2%	Segard Masurel SA	347	3.6%	2949
Exchange Rates				New England Wool SA	5	0.1%	1195
Currency Unit	This Week	Previous Week	% Change				
R/USD	15.0935	14.6108	-3.3%				
R/Euro	16.8443	16.2638	-3.6%				
R/AUD	10.4263	9.9855	-4.4%				
USD/AUD	0.6908	0.6838	-1.0%				

## Analysis of Offerings by Broker This Week (Bales)

Broker	Merino Fleeces	Merino Bellies	Merino Lambs	Merino Backs	Merino Locks	* Other	Total	% Sold
BKB	4032	566	555	0	470	668	6291	98.5%
CMW	1983	260	328	185	209	435	3400	96.1%
HOF	63	1	6	0	5	1	76	100.0%
JLW	0	0	0	0	0	0	0	
MAS	0	0	0	0	0	0	0	
QWB	0	0	0	0	0	0	0	
VLW	0	0	0	0	0	0	0	
<b>Total</b>	<b>6078</b>	<b>827</b>	<b>889</b>	<b>185</b>	<b>684</b>	<b>1104</b>	<b>9767</b>	<b>97.7%</b>

# SA Merino Indicator includes Merino types comparable to international indicators.  
 ## Cape Wools All Wool Indicator, includes all white wool sold at auction.

\* crossbred, coarse and coloured, inferior



### \* Seasonal Receipts Declared

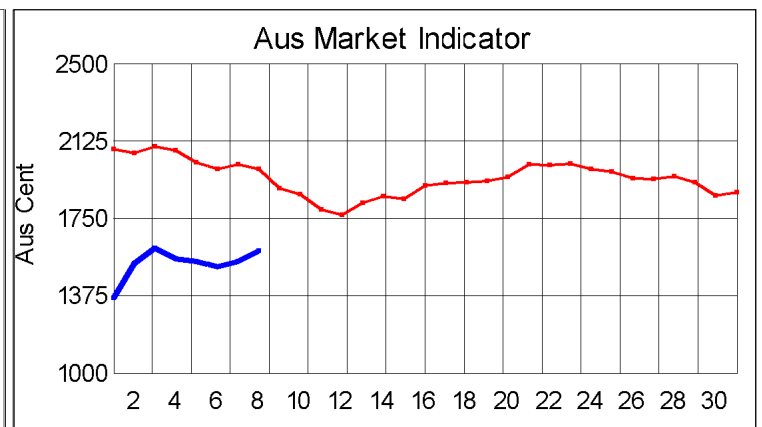
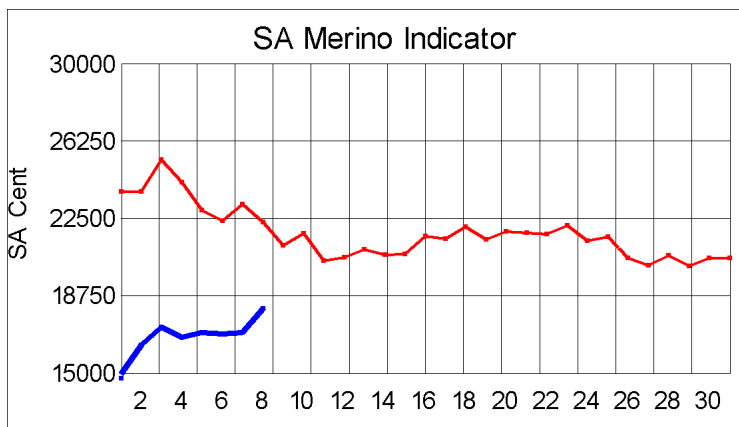
2019/20 Declared Receipts : 13 October 2019

14,377,891.3

2019/20 Declared Receipts : 03 November 2019

17,268,956.2

Percentage Change (Year-on-Year) : 0.12



Current Season ■ Previous Season ■

**Average Fleece Wool Prices (c/kg. clean)**  
**Spinners and Good Topmaking Styles (AWEX Types MF4 and MF5)**

Micron	100+mm	90mm	80mm	70mm	60mm	50mm	40mm	30mm	20mm	10mm
18.0			20292	19799	19229	18808	17014			
18.5			19752	19605	19059	17949	16600			
19.0			19146	19258	18956	17650	16303			
19.5		18612	19516	18605	19044	17826	15421			
20.0		18457	18555	18606	18323	17227	15367			
20.5			18501	18248	17797	16839	14322			
21.0			18389	18342	18009	16590	14794			
21.5			18276			17663	16259			
22.0				18532						
22.5				17374						
23.0										
23.5										
24.0										

\* Based on a minimum of 3 lots sold per category

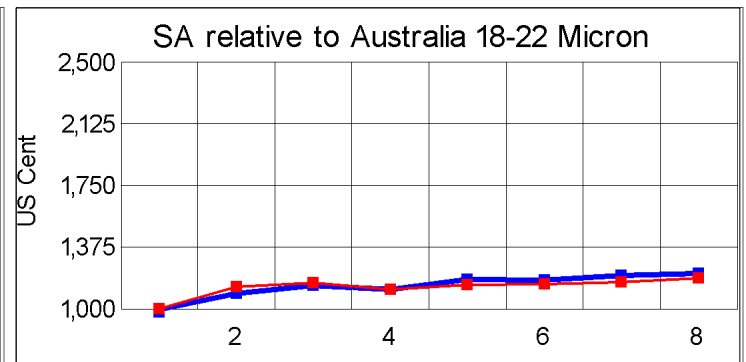
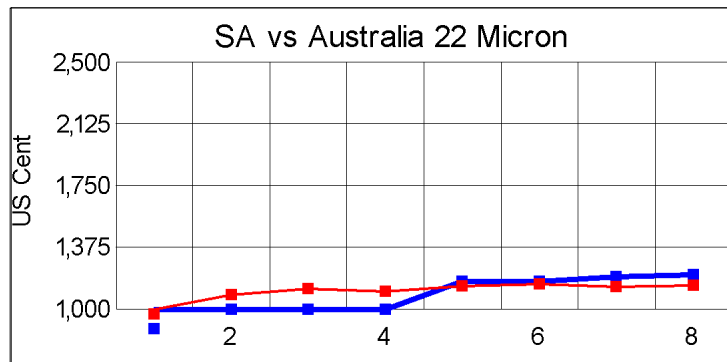
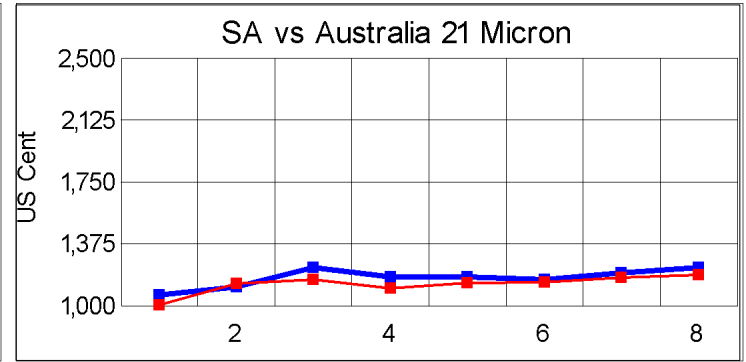
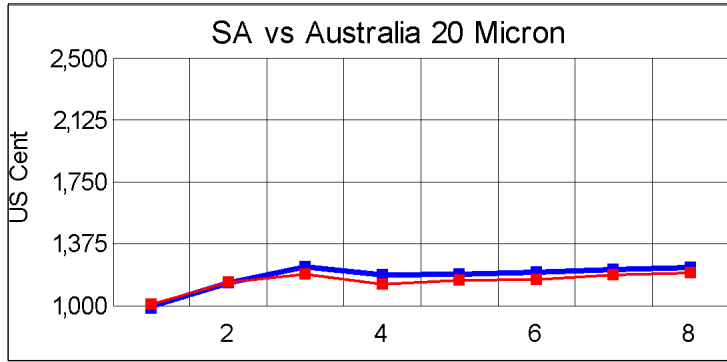
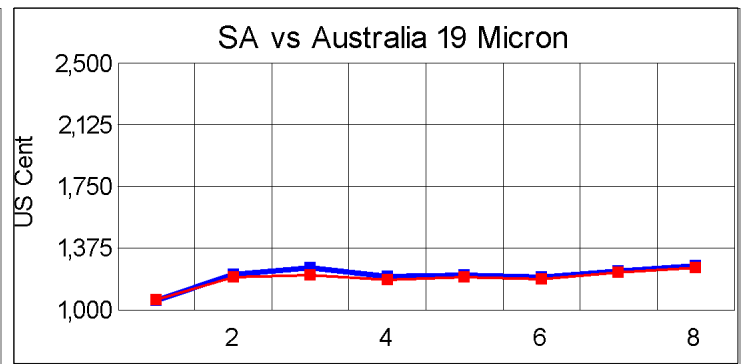
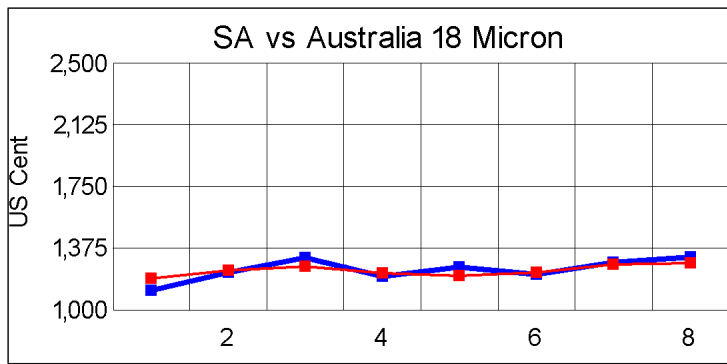
**Average Topmaking Styles (AWEX MF6)**

Micron	100+mm	90mm	80mm	70mm	60mm	50mm	40mm	30mm	20mm	10mm
18.0										
18.5				18786						
19.0				18272						
19.5					17647					
20.0			17499	17756	17570					
20.5			17464	17416	16827	14926				
21.0			17815							
21.5										
22.0										
22.5										
23.0										
23.5										
24.0										

\* Based on a minimum of 3 lots sold per category

**Other Selected Types/Qualities**

	Long			Medium		
	19μ	20μ	21μ	19μ	20μ	21μ
<b>Good Quality</b>						
Lambswool	19112	19064		17019	16045	
Bellies	17638	17291	16506	15502	14326	17114
Locks				12505	11423	9523
<b>Average Quality</b>						
Lambswool	18545	17494		14697	13182	13048
Bellies	16778	16075		13592	13376	12640
Locks				10686	11814	8732
<b>Inferior Quality</b>						
Fleecewool	17083	16795	16480	18946	12373	16019
Lambswool	18529			14615		
Bellies	15792	16061	13467	14024	12079	9128
Locks				8154	7379	8281



— SA in USc  
— Aus in USc

— SA in USc  
— Aus in USc

## Market Commentary

### Cape Wools Weekly Market Report 31 October 2019

Port Elizabeth - The 9th sale of the 2019/20 wool season took place today with 9 767 bales on offer of which 97,6% was sold. The wool market closed 6,8% (1161 points) up at a value of R181,48 c/kg (Clean), with the Cape Wools All Wool Indicator closing 6,8% higher. The Australian EMI moved 3,2% up this week.

This week saw the Rand at 3,3% weaker against the US Dollar and 3,6% weaker against the Euro, compared with the average rate at the previous sale. The market improved by 3,4% in US Dollar terms. The new wool season is now well underway, with shipment cycles returning to normal and volumes remaining fairly stable, albeit the continuing drought in large areas of the Cape Province. The wool market showed overall strong results, although the market started off subdued yesterday, contending with a strong rand against the USD and no clear market direction. Today, however the market rebound and ended up 6.8% higher on the back of good competition, a much weaker ZAR against the USD and stable market signals from the Australian market.

The biggest gain was seen in the good top makers and spinners style long and medium length Merino wools, with buyers competing actively for these good qualities, as well as for the certified wools on offer. The short wools experienced mixed results, with the overall sales clearance at 97.6%, confirming better competition amongst the buyers for the longer wools on offer. The major buyers on today's sale were: Modiano SA (3 011), Standard Wool SA (2 412), Lempriere SA (1 879) and Tianyu SA (980).

The average clean prices for the selection within the different micron categories for good top-making (MF5), long fleeces were as follows: 18,0 microns increased 4,0% to close at R194,28/kg; 18,5 microns moved 5,1% up to close at R193,74/kg; 19 microns gained 5,9% to close at R190,11/kg; 19,5 microns strengthened by 6,2% to close at R186,75/kg; 20 microns was 4,5% stronger to close at R181,43/kg; 20,5 microns won 4,9% to close at R179,46/kg; 21,0 microns recovered 4,8% to close at R179,38/kg; 21,5 microns improved by 7,0% to close at R179,80/kg; 22 microns rose 3,9% to close at 172,58/kg and 22,5 microns climbed by 7,0% to close at R175,79/kg.

The next sale is scheduled for 07 November 2019 where approximately ± 12 068 bales will be on sale.