

National Weekly Wool Market Report

Season: 2019/2020

Sale Date: 16 & 17 October 2019



CAPE WOOLS SA

Tel: 27-41-4844301

Fax: 27-41-4846792

E-mail: stats@capewools.co.za

Website: www.capewools.co.za

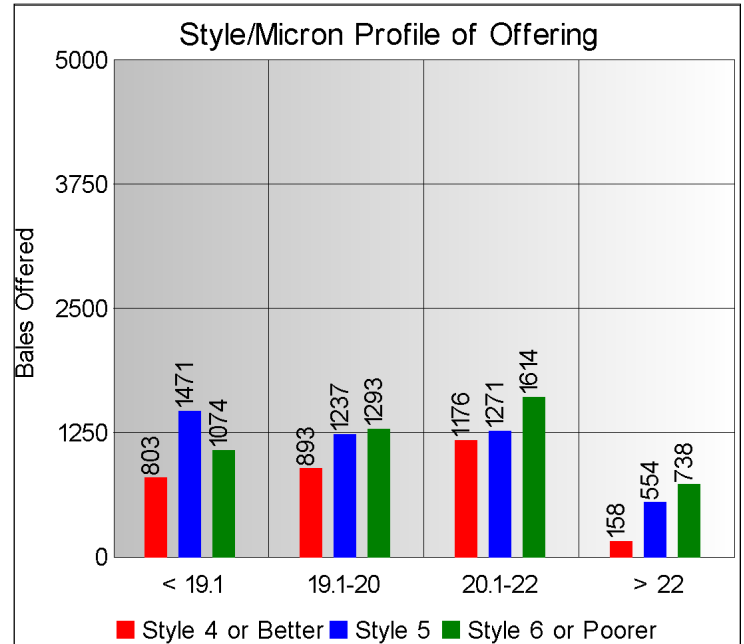
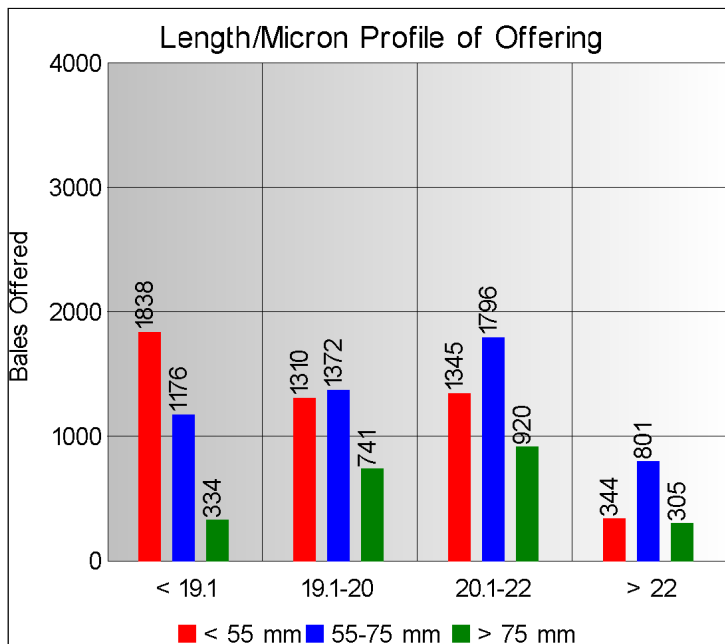
SA Merino Indicator				Buyers			
Indicator Unit	Current Sale	Last Sale	Change	Company	Bales Purchased This Week	% of Purchases	Total Bales Purchased This Season
# SA c/kg	16907	16982	-0.4%	Lempriere SA	3426	27.9%	13678
Ave. to date (19/20)	16502	16421	0.5%	Standard Wool SA	3292	26.8%	13230
Ave. to date (18/19)	23772			G Modiano SA	2784	22.7%	14639
US c/kg	1139	1123	1.4%	Tianyu SA	1084	8.8%	5266
Euro c/kg	1026	1085	-5.4%	Stucken & Co	722	5.9%	5221
AWEX EMI	1517	1543	-1.7%	Segard Masurel SA	524	4.3%	2196
Exchange Rates				New England Wool SA	56	0.5%	1161
Currency Unit	This Week	Previous Week	% Change				
R/USD	14.8397	15.1207	1.9%				
R/Euro	16.4737	15.6558	-5.2%				
R/AUD	10.1061	10.2131	1.0%				
USD/AUD	0.6807	0.6755	-0.8%				

Analysis of Offerings by Broker This Week (Bales)

Broker	Merino Fleeces	Merino Bellies	Merino Lambs	Merino Backs	Merino Locks	* Other	Total	% Sold
BKB	5510	757	907	0	493	590	8257	96.9%
CMW	2134	307	379	235	260	473	3788	96.4%
HOF	170	23	25	0	5	14	237	100.0%
JLW	0	0	0	0	0	0	0	
MAS	0	0	0	0	0	0	0	
QWB	0	0	0	0	0	0	0	
VLW	0	0	0	0	0	0	0	
Total	7814	1087	1311	235	758	1077	12282	96.8%

SA Merino Indicator includes Merino types comparable to international indicators.
Cape Wools All Wool Indicator, includes all white wool sold at auction.

* crossbred, coarse and coloured, inferior



* Seasonal Receipts Declared

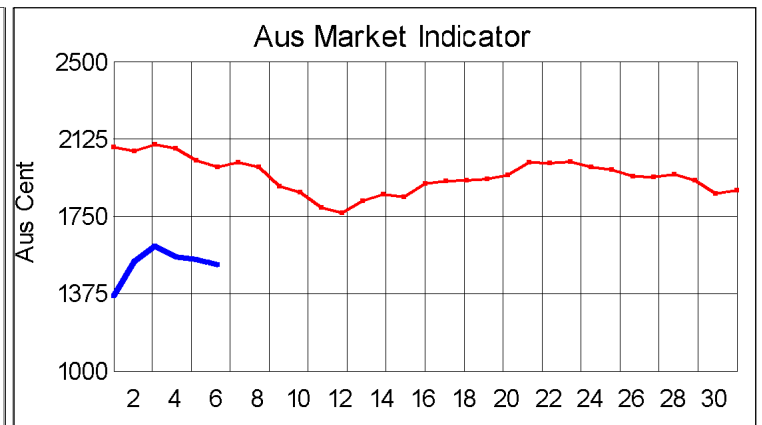
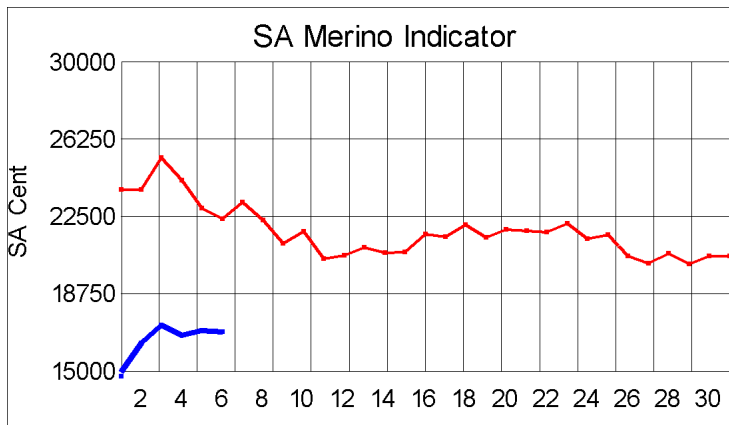
2019/20 Declared Receipts : 29 September 2019

11,467,634.3

2019/20 Declared Receipts : 20 October 2019

13,934,254.0

Percentage Change (Year-on-Year) : 1.22



Current Season ■ Previous Season ■

Average Fleece Wool Prices (c/kg. clean)
Spinners and Good Topmaking Styles (AWEX Types MF4 and MF5)

Micron	100+mm	90mm	80mm	70mm	60mm	50mm	40mm	30mm	20mm	10mm
18.0			18630	18229	18208	17278	16655			
18.5			18107	18401	17555	17062	14873			
19.0			17988	17787	17390	16975	14870			
19.5		17676	17725	17482	17261	16019	14392			
20.0		17439	17549	17408	16805	16093	13848			
20.5		17288	17459	17245	16907	16116	13711			
21.0		17295	17311	17491	16706	15671				
21.5			17322	17249	16839	16366	12055			
22.0			17604	16603	16638	15560				
22.5			17751	16873			11769			
23.0			16472		16247					
23.5										
24.0										

* Based on a minimum of 3 lots sold per category

Average Topmaking Styles (AWEX MF6)

Micron	100+mm	90mm	80mm	70mm	60mm	50mm	40mm	30mm	20mm	10mm
18.0										
18.5										
19.0				16942					10241	
19.5			17478	16666		15684				
20.0			16880		15667		13211			
20.5		16735	16057	16598	16087					
21.0				16637	15797					
21.5			16501	16099						
22.0										
22.5										
23.0				16172						
23.5										
24.0										

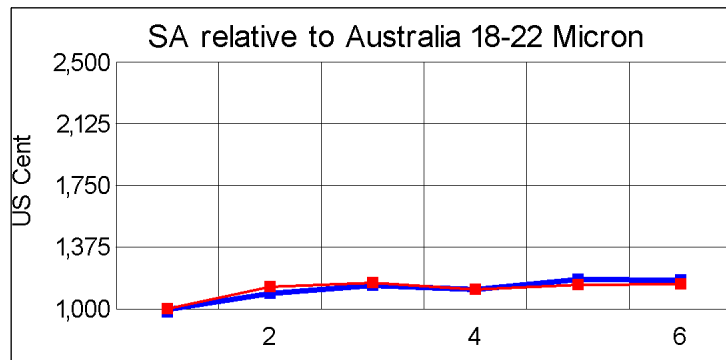
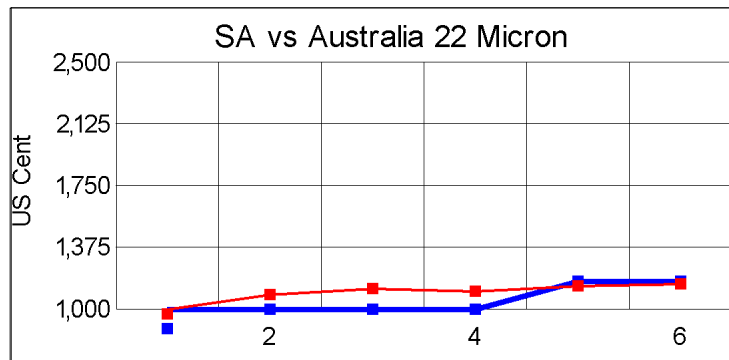
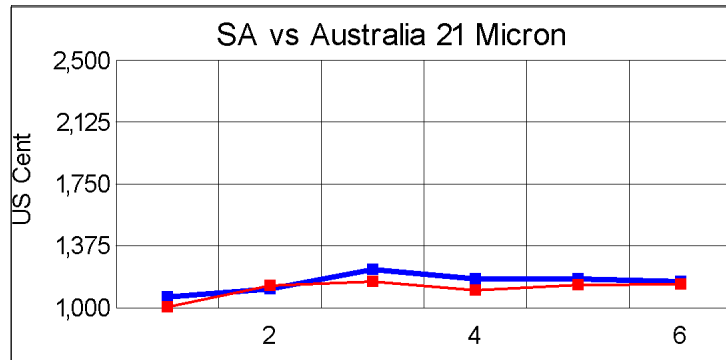
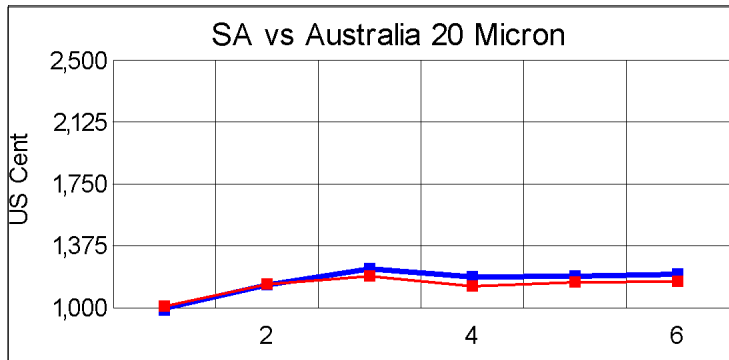
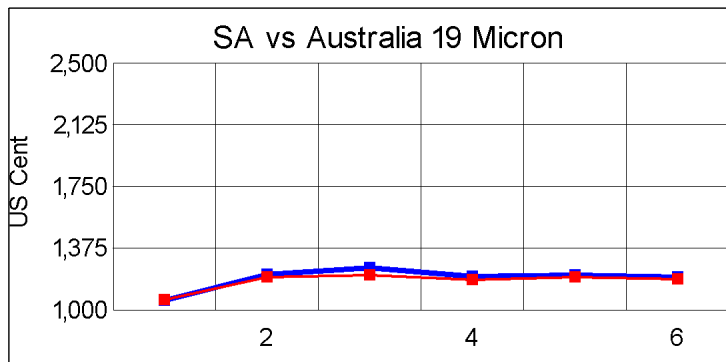
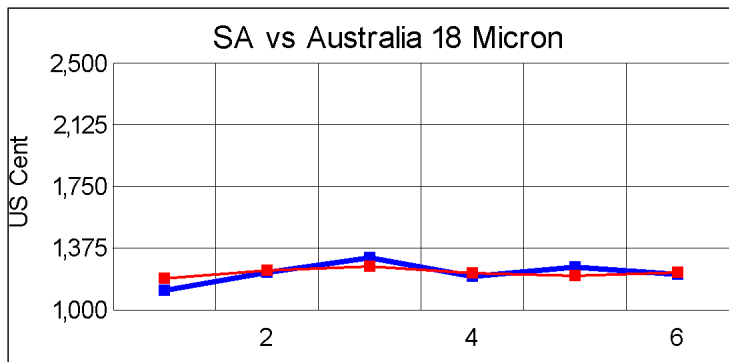
* Based on a minimum of 3 lots sold per category

Other Selected Types/Qualities

Long

Medium

	19μ	20μ	21μ	19μ	20μ	21μ
Good Quality						
Lambswool	17695	17136	16825	14635	13243	10987
Bellies	16090			14473	12137	
Locks				12585		10883
Average Quality						
Lambswool	18168	16554	16409	13887	13392	11942
Bellies	15274	16068		13698	12539	10818
Locks				10493	9795	8645
Inferior Quality						
Fleecewool	15750	15955	15349	16191	12671	10395
Lambswool	17879	16711				
Bellies	15912	14792	13989	13927	13715	10132
Locks					7852	



— SA in USc
— Aus in USc

— SA in USc
— Aus in USc

Market Commentary

Cape Wools Weekly Market Report -17 October 2019

Port Elizabeth - The 7th sale of the 2019/20 wool season took place today with 12 282 bales on offer of which 96,8% was sold. The wool market closed 0,4% (75 points) down at a value of R169,07 c/kg (Clean), with the Cape Wools All Wool Indicator closing 0,5% lower. The Australian EMI moved 1,7% down this week.

This week saw the Rand at 1,9% stronger against the US Dollar and 5,2% weaker against the Euro, compared with the average rate at the previous sale. The market improved by 1,4% in US Dollar terms. The wool market managed to remain fairly steady with a slight decrease of ,4% with added downward pressure from the strengthening of the SA currency by 1,9% against the US Dollar.

The market started off on a weaker note on the first day of the sale but managed to regain some of the losses to show improved performance on the second day of the sale. Good competition amongst the buyers attracted additional competition for the fine long top making style merino fleeces on offer. The shorter wools on offer attracted good demand due to the limited supplies of these kind of wools and better demand. The recovery on the second day of the market was due to improved sentiment and upward trend in latter stages of the Australian wool market. It can be seen in the fluctuating price levels of the last couple of sales that there is still a certain degree of uncertainty in the market which is resulting in slight market volatility.

The major buyers on today's sale were: Lempriere SA (3 425), Standard Wool SA (3 292), Modiano SA (2 784) and Tianyu SA (1 084). The average clean prices for the selection within the different micron categories for good top-making (MF5), long fleeces were as follows: 18,0 microns decreased 0,2% to close at R182,54/kg; 18,5 microns moved 2,1% down to close at R180,05/kg; 19 microns lost 2,8% to close at R176,57/kg; 19,5 microns weakened by 2,6% to close at R174,78/kg; 20 microns was 1,5% weaker to close at R172,21/kg; 20,5 microns lost 1,6% to close at R169,64/kg; 21,0 microns lost 1,6% to close at R169,60/kg; 21,5 microns tumbled by 0,8% to close at R170,63/kg; 22 microns fell -0,8% to close at 170,84/kg and 22,5 microns declined by 1,3% to close at R170,12/kg.

The next sale is scheduled for 24 October 2019 where approximately ± 10 415 bales will be on sale.