

# National Weekly Wool Market Report

Season: 2019/2020

Sale Date: 11 & 12 September 2019



CAPE WOOLS SA

Tel: 27-41-4844301  
 Fax: 27-41-4846792  
 E-mail: stats@capewools.co.za  
 Website: www.capewools.co.za

SA Merino Indicator				Buyers			
Indicator Unit	Current Sale	Last Sale	Change	Company	Bales Purchased This Week	% of Purchases	Total Bales Purchased This Season
# SA c/kg	16360	14770	10.8%	G Modiano SA	1910	27.9%	3059
Ave. to date (19/20)	15565	14770	5.4%	Standard Wool SA	1475	21.5%	3837
Ave. to date (18/19)	23819			Lempriere SA	1271	18.5%	2537
US c/kg	1119	998	12.1%	Stucken & Co	841	12.3%	1496
Euro c/kg	1018	903	12.7%	Tianyu SA	296	4.3%	1330
AWEX EMI	1535	1365	12.5%	New England Wool SA	266	3.9%	789
				Segard Masurel SA	213	3.1%	695

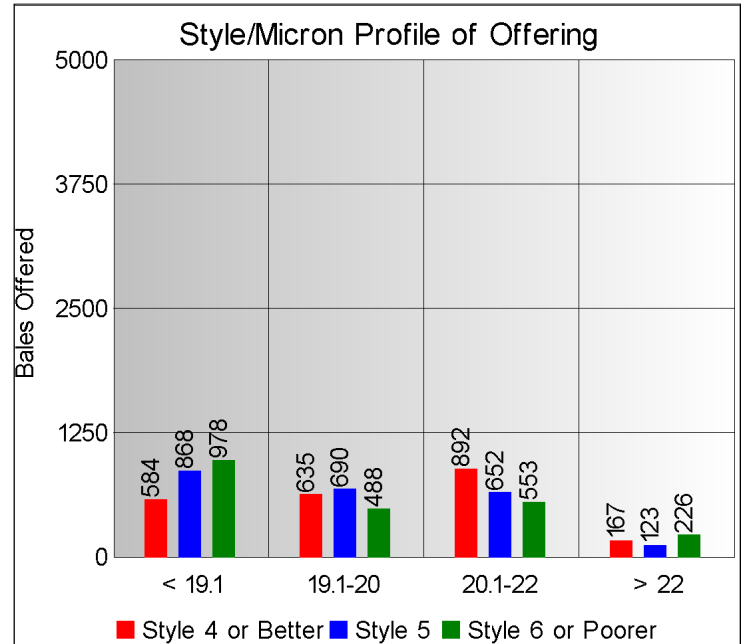
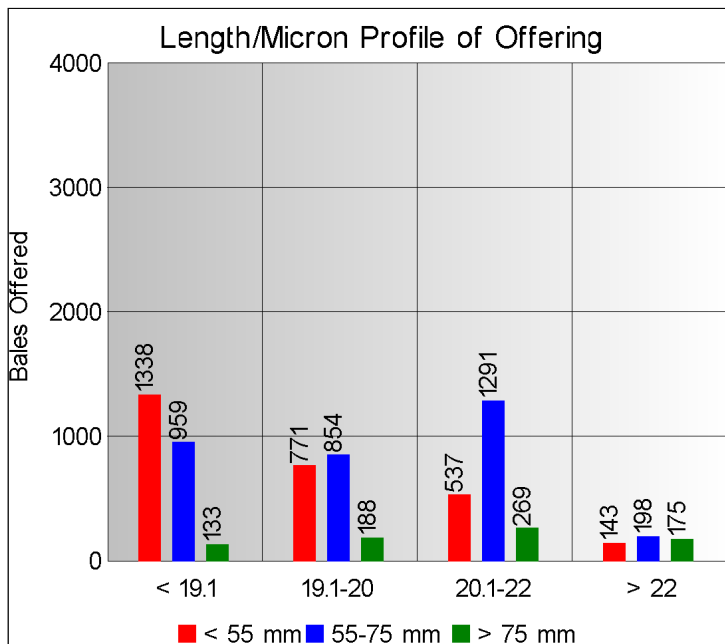
Exchange Rates			
Currency Unit	This Week	Previous Week	% Change
R/USD	14.6191	14.8004	1.2%
R/Euro	16.0712	16.3545	1.7%
R/AUD	10.0523	10.0896	0.4%
USD/AUD	0.6875	0.6818	-0.8%

## Analysis of Offerings by Broker This Week (Bales)

Broker	Merino Fleeces	Merino Bellies	Merino Lambs	Merino Backs	Merino Locks	* Other	Total	% Sold
BKB	2195	265	508	0	333	717	4018	88.0%
CMW	918	211	435	83	212	338	2197	95.5%
HOF	26	0	5	0	0	2	33	100.0%
JLW	0	0	0	0	0	0	0	
MAS	354	44	62	0	55	93	608	99.7%
QWB	0	0	0	0	0	0	0	
VLW	0	0	0	0	0	0	0	
<b>Total</b>	<b>3493</b>	<b>520</b>	<b>1010</b>	<b>83</b>	<b>600</b>	<b>1150</b>	<b>6856</b>	<b>91.5%</b>

# SA Merino Indicator includes Merino types comparable to international indicators.  
 ## Cape Wools All Wool Indicator, includes all white wool sold at auction.

\* crossbred, coarse and coloured, inferior



## \* Seasonal Receipts Declared

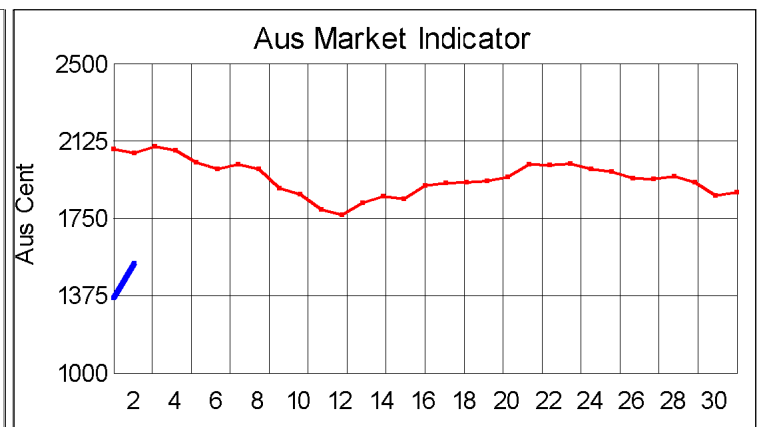
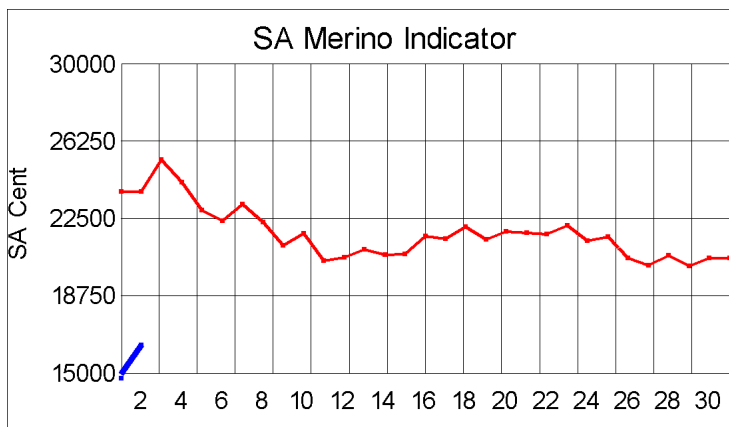
2019/20 Declared Receipts : 18 August 2019

2019/20 Declared Receipts : 08 September 2019

5,595,633.9

7,803,849.4

Percentage Change (Year-on-Year) : 9.36



Current Season — Previous Season —

**Average Fleece Wool Prices (c/kg. clean)**  
**Spinners and Good Topmaking Styles (AWEX Types MF4 and MF5)**

Micron	100+mm	90mm	80mm	70mm	60mm	50mm	40mm	30mm	20mm	10mm
18.0				18427	17916	17523	15028			
18.5			17975	17923	16966	16428	16103			
19.0			17855	17504	16684	16533	14857			
19.5			17294	17142	16398	16142	14696			
20.0			16999	16651	16229	15932	14752			
20.5			16789	16628	16202	14993	13011			
21.0			16738	16696	16167	14244	11591			
21.5			16729	16640	15793	14321				
22.0				16633	15962					
22.5			16314							
23.0										
23.5				14746						
24.0				14069						

\* Based on a minimum of 3 lots sold per category

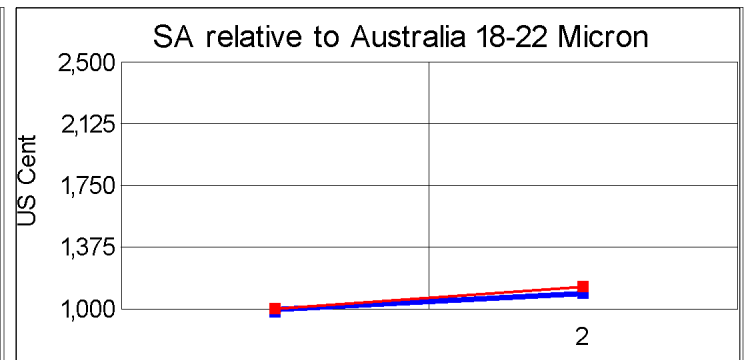
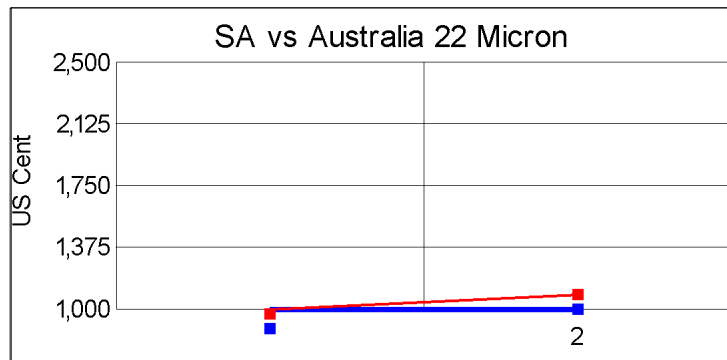
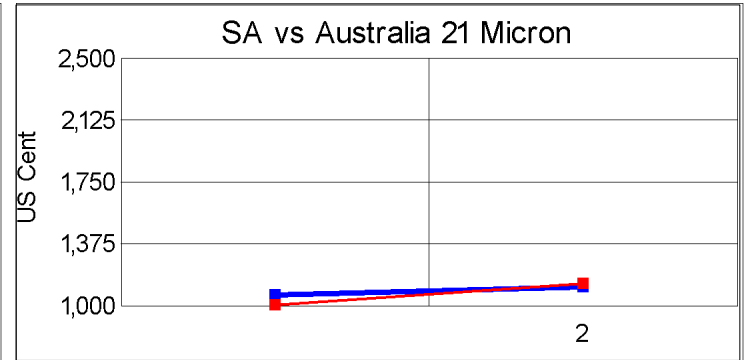
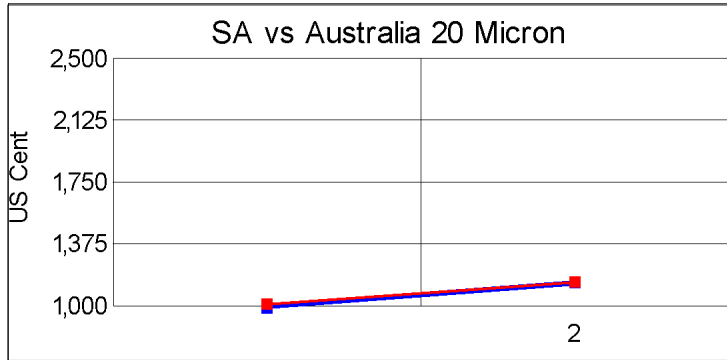
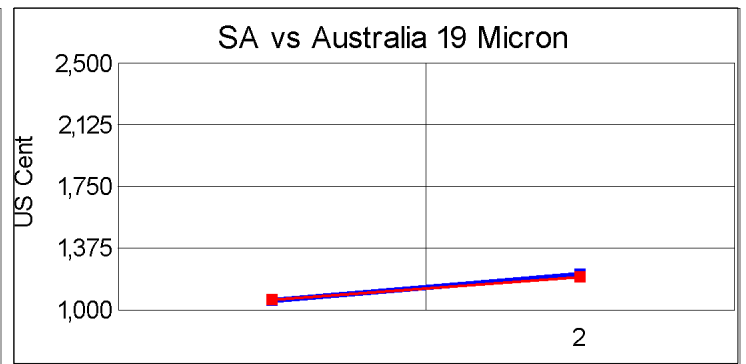
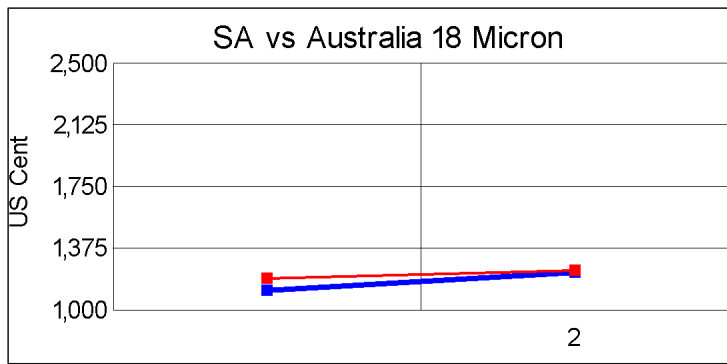
**Average Topmaking Styles (AWEX MF6)**

Micron	100+mm	90mm	80mm	70mm	60mm	50mm	40mm	30mm	20mm	10mm
18.0										
18.5										
19.0						16407				
19.5										
20.0										
20.5					15574					
21.0										
21.5										
22.0										
22.5										
23.0										
23.5										
24.0										

\* Based on a minimum of 3 lots sold per category

**Other Selected Types/Qualities**

	Long			Medium		
	19μ	20μ	21μ	19μ	20μ	21μ
<b>Good Quality</b>						
Lambswool	17259	16789	15610	15002	15417	
Bellies		15569		15180	11154	
Locks				11226	9038	11950
<b>Average Quality</b>						
Lambswool	16529	16079		13153		
Bellies	15544		14048	13166	12401	7151
Locks				8370	7127	9402
<b>Inferior Quality</b>						
Fleecewool	16025	16459	15151	15133		
Lambswool	15270					
Bellies	14198	14005		12143	12321	7255
Locks				4569	6604	



— SA in USc  
— Aus in USc

— SA in USc  
— Aus in USc

## Market Commentary

### Cape Wools Weekly Market Report - 12 September 2019

Port Elizabeth - The 2nd sale of the 2019/20 wool season took place today with 6 856 bales on offer of which 91,5% was sold. The South African market followed the remarkable increases experienced in Australia over the last two days and the wool market closed 10,8% (1590 points) up at a value of R163,60 c/kg (Clean), with the Cape Wools All Wool Indicator also closing 10,8% higher. The Australian EMI moved 12,5% up this week.

This week saw the Rand at 1,2% stronger against the US Dollar and 1,7% stronger against the Euro, compared with the average rate at the previous sale. The market improved by 12,1% in US Dollar terms. The finer end was not as affected but wools coarser than 19.5 micron attracted extreme competition. The shorter wools and inferior wools were only marginally up. The sharp rise in wool prices can also partly be attributed to short covering for sales made in recent weeks and smaller than expected offerings of good, high spec wools.

Approximately 15% of wool was withdrawn before the commencement of the auction and 91.5% of the wool offered on the auction was declared sold. The major buyers on today's sale were: Modiano SA (1 910), Standard Wool SA (1 475), Lempriere SA (1 271) and Stucken & Co (841).

The average clean prices for the selection within the different micron categories for good top-making (MF5), long fleeces were as follows: 18,0 microns increased 3,0% to close at R181,76/kg; 18,5 microns moved 11,2% up to close at R179,07/kg; 19 microns gained 12,0% to close at R175,83/kg; 19,5 microns strengthened by 12,1% to close at R170,28/kg; 20 microns was 12,2% stronger to close at R167,52/kg; 20,5 microns won 13,1% to close at R166,64/kg; 21,0 microns recovered 11,6% to close at R166,07/kg; 21,5 microns improved by 12,0% to close at R166,48/kg; 22 microns rose 10,7% to close at 158,83/kg and 22,5 microns climbed by 10,5% to close at R172,82/kg.

The next sale is scheduled for 26 September 2019 where approximately ± 10 932 bales will be on sale.

\*The detailed Seasonal Receipts Declared Report can be viewed at [www.capewools.co.za](http://www.capewools.co.za)