

National Weekly Wool Market Report

Season: 2019/2020

Sale Date: 4 & 5 September 2019



CAPE WOOLS SA

Tel: 27-41-4844301
 Fax: 27-41-4846792
 E-mail: stats@capewools.co.za
 Website: www.capewools.co.za

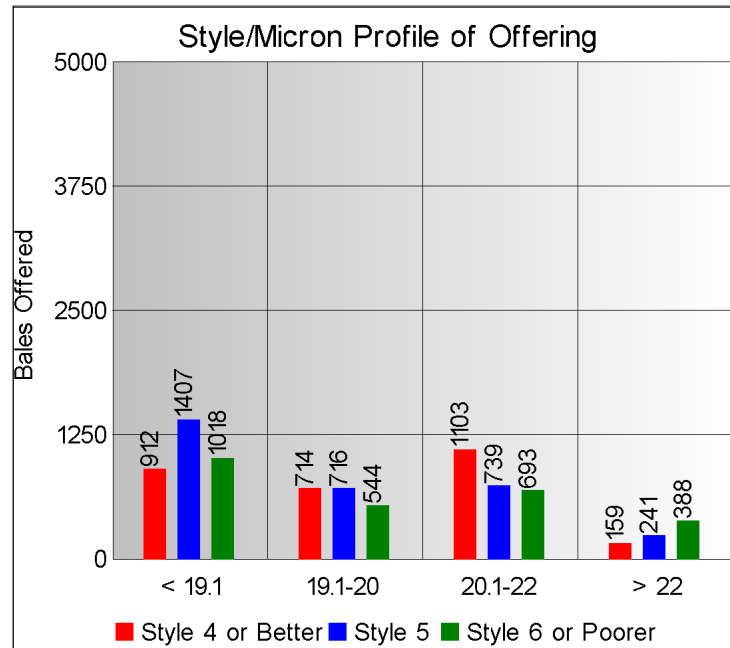
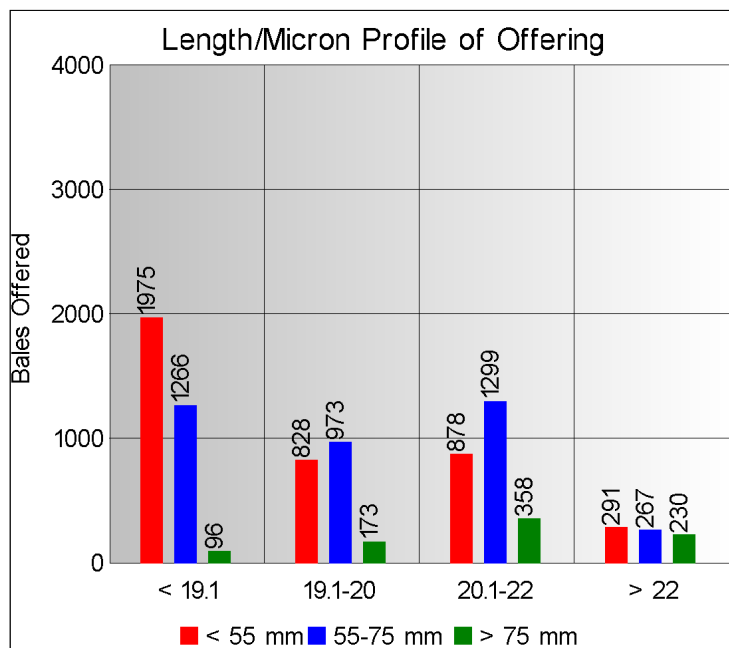
SA Merino Indicator				Buyers			
Indicator Unit	Current Sale	Last Sale	Change	Company	Bales Purchased This Week	% of Purchases	Total Bales Purchased This Season
# SA c/kg	14770	20607	-28.3%	Standard Wool SA	2355	27.3%	2355
Ave. to date (19/20)	14770	21790	-32.2%	Lempriere SA	1239	14.4%	1239
Ave. to date (18/19)	21790			G Modiano SA	1132	13.1%	1132
US c/kg	998	1401	-28.8%	Tianyu SA	1028	11.9%	1028
Euro c/kg	903	1243	-27.4%	Stucken & Co	640	7.4%	640
AWEX EMI	1365	1880	-27.4%	New England Wool SA	523	6.1%	523
Exchange Rates				Segard Masurel SA	142	1.6%	142
Currency Unit	This Week	Previous Week	% Change				
R/USD	14.8004	14.7121	-0.6%				
R/Euro	16.3545	16.5763	1.3%				
R/AUD	10.0896	10.2918	2.0%				
USD/AUD	0.6818	0.6993	2.5%				

Analysis of Offerings by Broker This Week (Bales)

Broker	Merino Fleeces	Merino Bellies	Merino Lambs	Merino Backs	Merino Locks	* Other	Total	% Sold
BKB	2594	249	561	0	210	446	4060	77.8%
CMW	1424	187	453	105	203	493	2865	86.5%
HOF	30	5	9	0	2	10	56	62.5%
JLW	46	4	4	0	0	26	80	27.5%
MAS	163	79	54	0	55	36	387	87.9%
QWB	632	70	161	0	77	146	1086	87.2%
VLW	63	11	18	0	2	6	100	80.0%
Total	4952	605	1260	105	549	1163	8634	81.8%

SA Merino Indicator includes Merino types comparable to international indicators.
 ## Cape Wools All Wool Indicator, includes all white wool sold at auction.

* crossbred, coarse and coloured, inferior



* Seasonal Receipts Declared

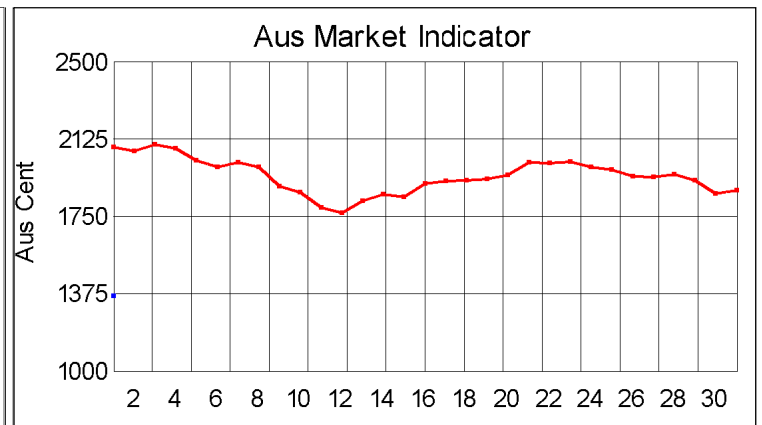
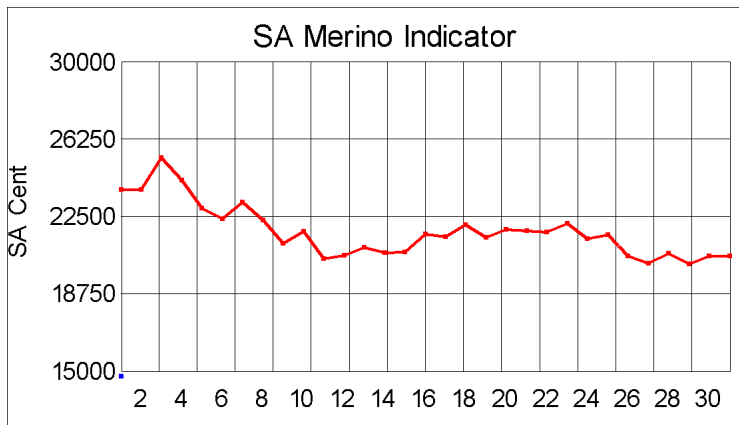
2019/20 Declared Receipts : 11 August 2019

4,568,727.2

2019/20 Declared Receipts : 01 September 2019

6,968,033.1

Percentage Change (Year-on-Year) : 8.63



Current Season █ Previous Season █

Average Fleece Wool Prices (c/kg. clean)
Spinners and Good Topmaking Styles (AWEX Types MF4 and MF5)

Micron	100+mm	90mm	80mm	70mm	60mm	50mm	40mm	30mm	20mm	10mm
18.0			18272	18996	16908	15906	14375			
18.5				17116	16427	15266	13583			
19.0			16898	16564	15764	15065	13756			
19.5			15674	15370	15226	14094				
20.0			15091	15165	14695	13804	12121			
20.5			15017	15335	14789	14159	11083			
21.0			15468	14762	14464	13250	10810			
21.5			15009	14988	13996	13548				
22.0			15342	15673						
22.5			14881		14322					
23.0				13892						
23.5										
24.0										

* Based on a minimum of 3 lots sold per category

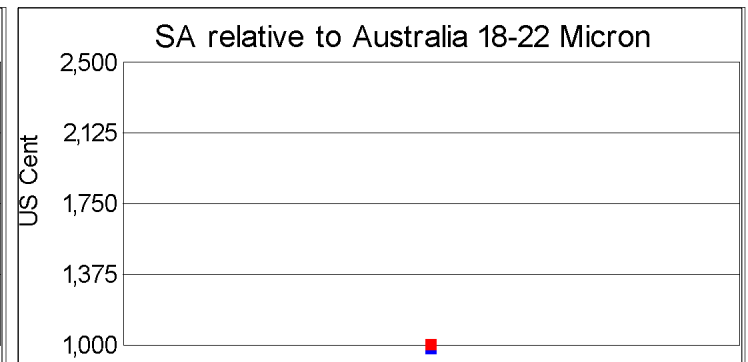

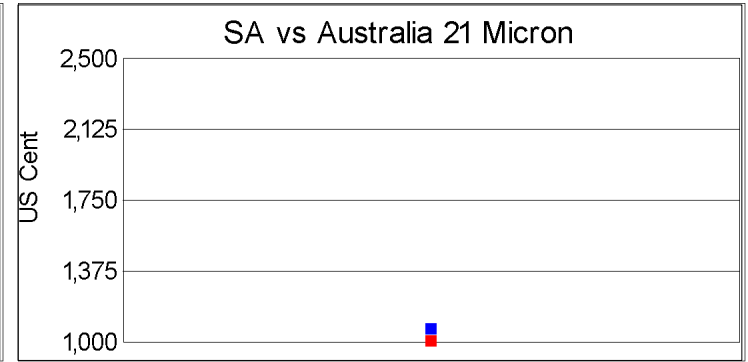

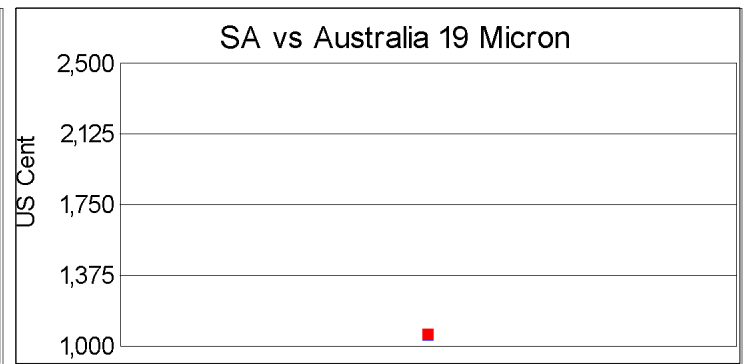
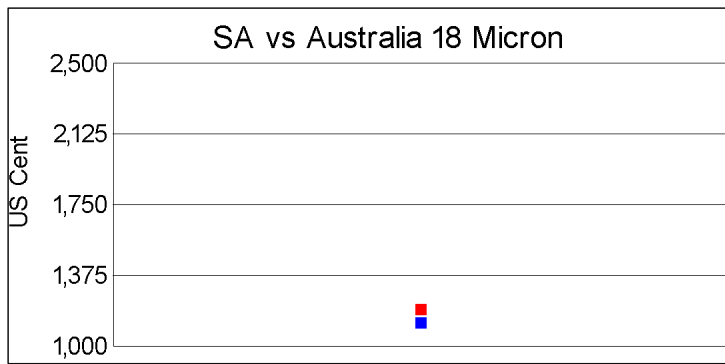
Average Topmaking Styles (AWEX MF6)

Micron	100+mm	90mm	80mm	70mm	60mm	50mm	40mm	30mm	20mm	10mm
18.0										
18.5										
19.0					14844					
19.5						13984	12226			
20.0					14004					
20.5			15094				11118			
21.0										
21.5							9695			
22.0										
22.5										
23.0										
23.5										
24.0										

* Based on a minimum of 3 lots sold per category

Other Selected Types/Qualities

	Long			Medium		
	19μ	20μ	21μ	19μ	20μ	21μ
Good Quality						
Lambswool	15860	14605		14027	12872	9542
Bellies	13460			13145	9600	
Locks				8908	11213	
Average Quality						
Lambswool	15149	14446		12634	11718	11372
Bellies		12319		10943	11237	9791
Locks				7442	7057	6262
Inferior Quality						
Fleecewool	14530	13826	13842	11608	12984	7424
Lambswool	14705			10673		
Bellies	12383	12771		9564	9820	8574
Locks				3904		



SA in USc
Aus in USc

SA in USc
Aus in USc

Market Commentary

Cape Wools Weekly Market Report - 05 September 2019

Port Elizabeth - The 1st sale of the 2019/20 wool season took place today with 8 634 bales on offer of which 81,8% was sold. The wool market closed 28,3% (5 837 points) down at a value of R147,70 c/kg (Clean), with the Cape Wools All Wool Indicator closing 28,3% lower. The Australian EMI moved 27,4% down this week.

This week saw the Rand at 0,6% weaker against the US Dollar and 1,3% stronger against the Euro, compared with the average rate at the previous sale. The market weakened by 28,8% in US Dollar terms. The South African Wool Market opened today and due to uncertainty, 39% was withdrawn prior to the sale and a further 18% passed in at auction. The overall market indicator reduced by 28,3%, however on day one the reduction was 34%. Fortunately, the Australian wool market increased on Thursday which led to a slightly better market today. There was good competition on the longer, better style wools with premiums being paid on RWS accredited wools. Shorter, inferior wools were still heavily discounted.

The shipment of last season's wools is progressing well, however the buyers are still facing financial constraints due to the reduction in the market. Indications are that market sentiment has turned positive and some stability is expected going forward.

The major buyers on today's sale were: Standard Wool SA (2 355), Lempriere SA (1 239), G Modiano SA (1 132) and Tianyu SA (1 028).

The average clean prices for the selection within the different micron categories for good top-making (MF5), long fleeces were as follows: 18,0 microns decreased 23,4% to close at R176,46/kg; 18,5 microns moved 30,5% down to close at R160,99/kg; 19 microns lost 29,5% to close at R156,97/kg; 19,5 microns weakened by 30,2% to close at R151,84/kg; 20 microns was 31,2% weaker to close at R149,34/kg; 20,5 microns lost 31,1% to close at R147,27/kg; 21,0 microns lost 31,7% to close at R148,83/kg; 21,5 microns tumbled by 31,5% to close at R148,68/kg; 22 microns fell 34,0% to close at 143,43/kg and 22,5 microns declined by 27,8% to close at R156,35/kg.

The next sale is scheduled for 12 September 2019 where approximately ± 9 258 bales will be on sale.