

# National Weekly Wool Market Report

Season: 2018/2019

Sale Date: 15 May 2019



CAPE WOOLS SA

Tel: 27-41-4844301  
 Fax: 27-41-4846792  
 E-mail: stats@capewools.co.za  
 Website: www.capewools.co.za

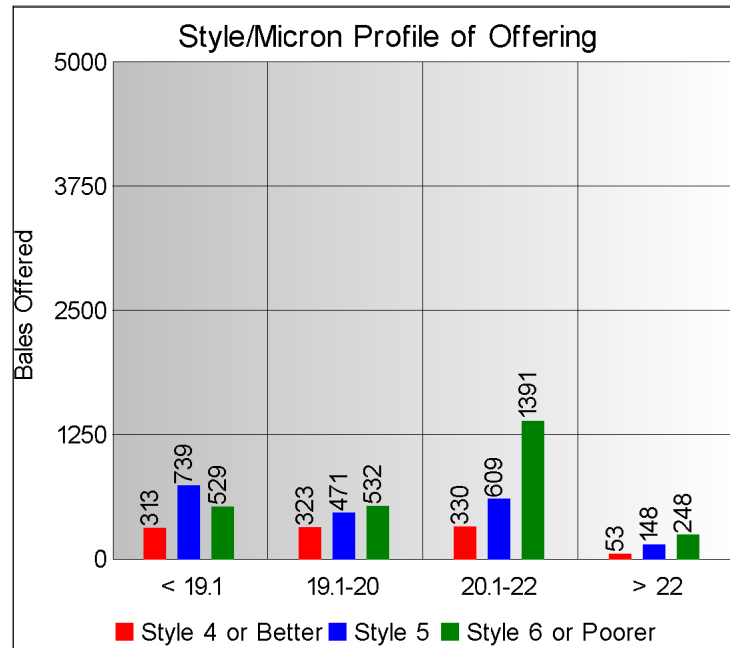
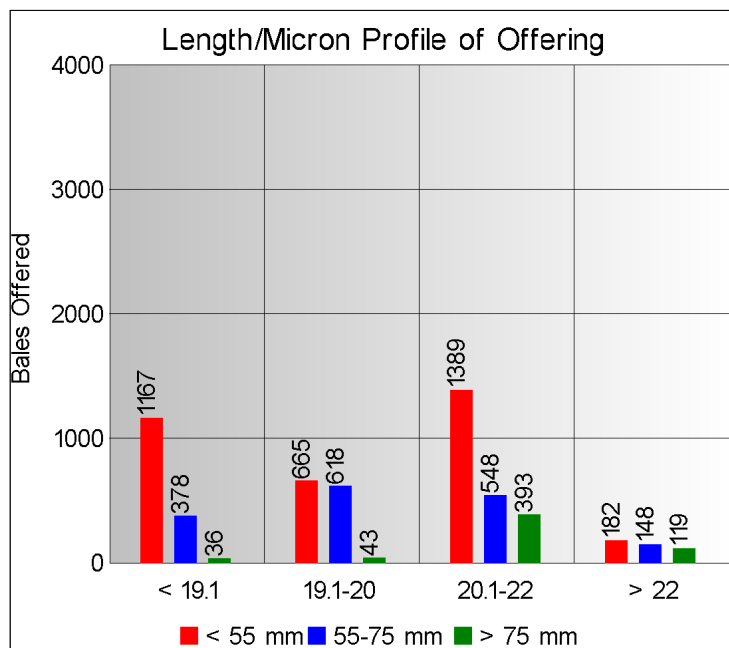
SA Merino Indicator				Buyers			
Indicator Unit	Current Sale	Last Sale	Change	Company	Bales Purchased This Week	% of Purchases	Total Bales Purchased This Season
# SA c/kg	20225	20739	-2.5%	G Modiano SA	1795	31.6%	81775
Ave. to date (18/19)	21872	21931	-0.3%	Standard Wool SA	1022	18.0%	66252
Ave. to date (17/18)	18456			Tianyu SA	499	8.8%	37012
US c/kg	1419	1444	-1.7%	Stucken & Co	458	8.1%	19560
Euro c/kg	1268	1290	-1.8%	Lempriere SA	432	7.6%	30588
AWEX EMI	1928	1957	-1.5%	New England Wool SA	153	2.7%	3140
Exchange Rates				Segard Masurel SA	43	0.8%	8521
Currency Unit	This Week	Previous Week	% Change	H Dawson Sons & Co			
R/USD	14.2518	14.3632	0.8%				
R/Euro	15.9553	16.0744	0.7%				
R/AUD	9.8611	10.0144	1.5%				
USD/AUD	0.6920	0.6969	0.7%				

## Analysis of Offerings by Broker This Week (Bales)

Broker	Merino Fleeces	Merino Bellies	Merino Lambs	Merino Backs	Merino Locks	* Other	Total	% Sold
BKB	1370	262	243	0	170	791	2836	78.1%
CMW	1092	161	306	105	108	253	2025	86.7%
JLW	0	0	0	0	0	0	0	
MAS	115	23	35	0	17	254	444	65.8%
QWB	0	0	0	0	0	0	0	
SBL	0	0	0	0	0	0	0	
VLW	218	25	86	0	29	23	381	36.5%
<b>Total</b>	<b>2795</b>	<b>471</b>	<b>670</b>	<b>105</b>	<b>324</b>	<b>1321</b>	<b>5686</b>	<b>77.4%</b>

# SA Merino Indicator includes Merino types comparable to international indicators.  
 ## Cape Wools All Wool Indicator, includes all white wool sold at auction.

\* crossbred, coarse and coloured, inferior



## \* Seasonal Receipts Declared

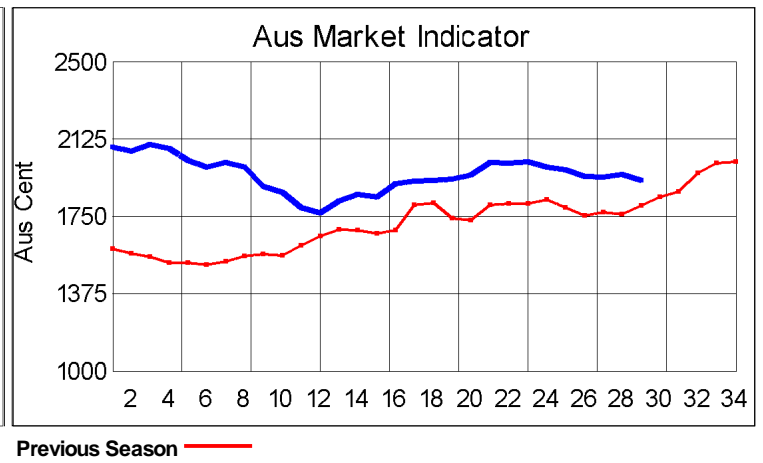
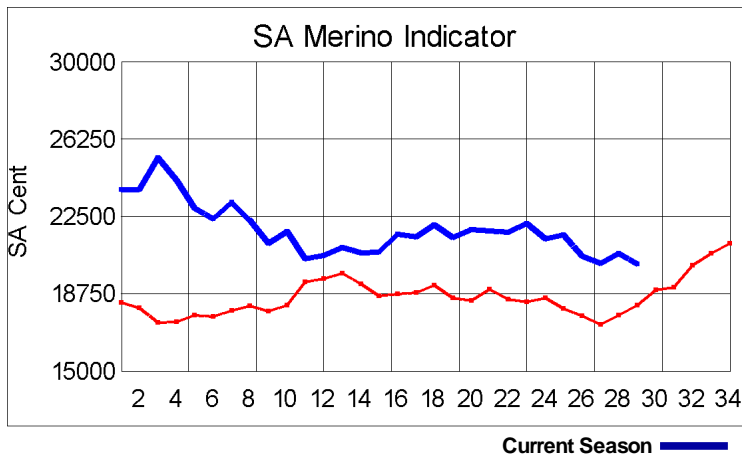
2018/19 Declared Receipts : 21 April 2019

40,196,525.4

2018/19 Declared Receipts : 12 May 2019

41,208,990.6

Percentage Change (Year-on-Year) : -11.74



Current Season ■ Previous Season ■

**Average Fleece Wool Prices (c/kg. clean)**  
**Spinners and Good Topmaking Styles (AWEX Types MF4 and MF5)**

Micron	100+mm	90mm	80mm	70mm	60mm	50mm	40mm	30mm	20mm	10mm
18.0				22304		19719	17689			
18.5			22796	22715	20654	19064	17607			
19.0				21986	20230	19213	16508			
19.5				21437	20298	18744	15663			
20.0				21106	19865	18437	15963			
20.5			21851	21128	19355	17966	15077			
21.0				21492	19064	17750	15790			
21.5				21272	19657	17860				
22.0										
22.5										
23.0										
23.5										
24.0										

\* Based on a minimum of 3 lots sold per category

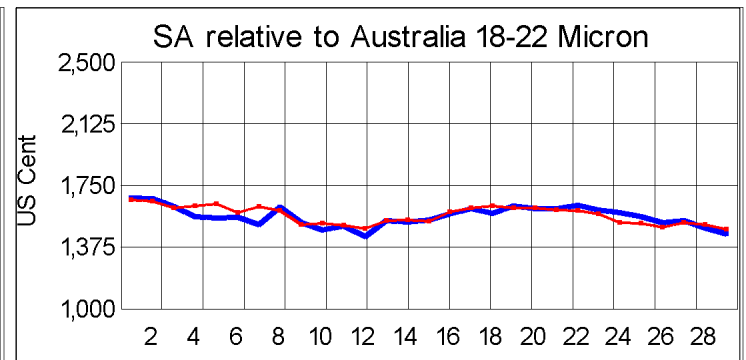
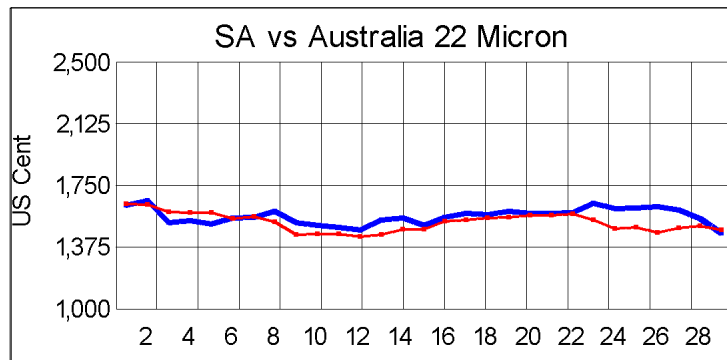
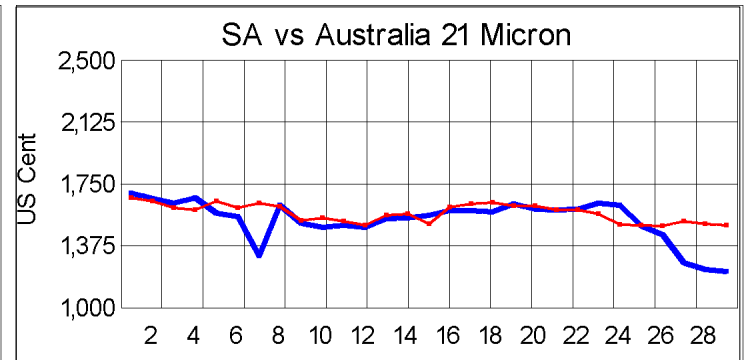
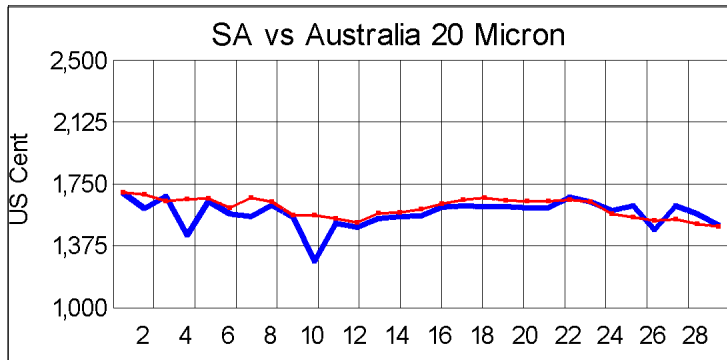
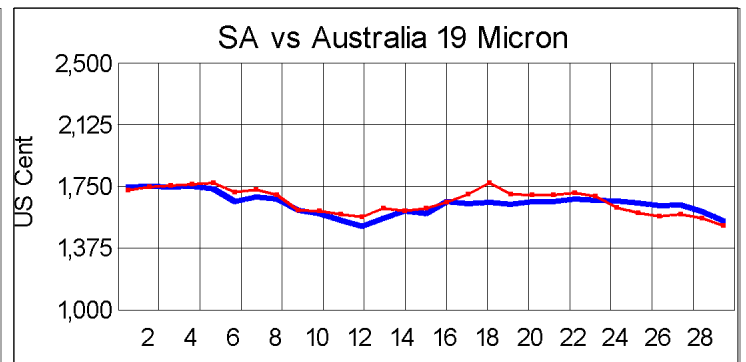
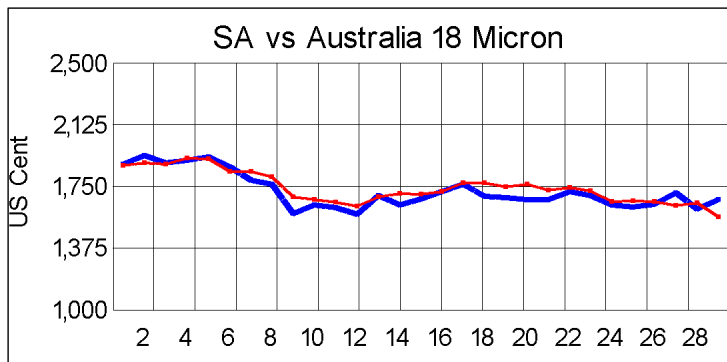
**Average Topmaking Styles (AWEX MF6)**

Micron	100+mm	90mm	80mm	70mm	60mm	50mm	40mm	30mm	20mm	10mm
18.0										
18.5										
19.0							14036			
19.5						18203				
20.0				20254	18254					
20.5							13631			
21.0							12666			
21.5										
22.0										
22.5										
23.0										
23.5										
24.0										

\* Based on a minimum of 3 lots sold per category

**Other Selected Types/Qualities**

	Long			Medium		
	19μ	20μ	21μ	19μ	20μ	21μ
<b>Good Quality</b>						
Lambswool	20581	20040		17930	15133	
Bellies	18580	19067		17575	13544	
Locks				12644	10421	
<b>Average Quality</b>						
Lambswool	19887	20461		15381	14415	
Bellies	17718			13996	14319	10147
Locks				10582	9915	12851
<b>Inferior Quality</b>						
Fleecewool	19814	17632	18662	15641	15999	14411
Lambswool						
Bellies	16518	16518		13718	12651	
Locks				8953		



— SA in USc  
— Aus in USc

— SA in USc  
— Aus in USc

## Market Commentary

### Cape Wools Weekly Market Report 15 May 2019

Port Elizabeth - The 32nd sale of the 2018/19 wool season took place today with 5 686 bales on offer of which 76,5% was sold. The wool market closed 2,5% (514 points) down at a value of R202,25 c/kg (Clean), with the Cape Wools All Wool Indicator closing 2,5% lower. The Australian EMI moved 1,2% down this week.

This week saw the Rand at 0,8% stronger against the US Dollar and 0,7% stronger against the Euro, compared with the average rate at the previous sale. The market weakened by 1,7% in US Dollar terms.

The wool market came under pressure today, following the downward trend in the Australian market and the stronger South African currency.

Continued uncertainty regarding export certification and the economic trading environment in China, weighed the market down further resulting in a low sales clearance of 76.5%. The large offering of fine micron merino wools supported market levels, with coarse and short wools experiencing the biggest downward pressure.

The major buyers on today's sale were: G Modiano SA (1 795), Standard Wool SA (1 022), Tianyu SA (499) and Stucken & Co (458).

The average clean prices for the selection within the different micron categories for good top-making (MF5), long fleeces were as follows: 18,0 microns decreased 5,8% to close at R223,35/kg; 18,5 microns moved 3,6% down to close at R222,00/kg; 19 microns lost 3,6% to close at R215,78/kg; 19,5 microns weakened by 2,7% to close at R213,85/kg; 20 microns was 1,9% weaker to close at R212,88/kg; 20,5 microns lost 4,5% to close at R208,11/kg; 21,0 microns lost 1,3% to close at R214,41/kg; 21,5 microns tumbled by 2,4% to close at R210,32/kg; 22 microns fell 2,4% to close at 211,11/kg and 22,5 microns declined by 0,1% to close at R206,47/kg.

The next sale is scheduled for 29 May 2019.

\*The detailed Seasonal Receivals Declared Report can be viewed at [www.capewools.co.za](http://www.capewools.co.za)