

# National Weekly Wool Market Report

Season: 2018/2019

Sale Date: 07 & 09 May 2019



CAPE WOOLS SA

Tel: 27-41-4844301

Fax: 27-41-4846792

E-mail: stats@capewools.co.za

Website: www.capewools.co.za

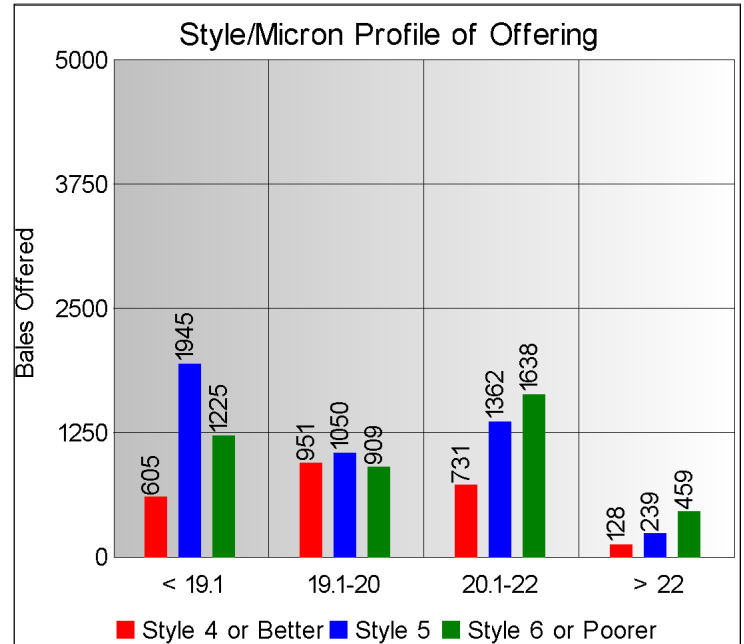
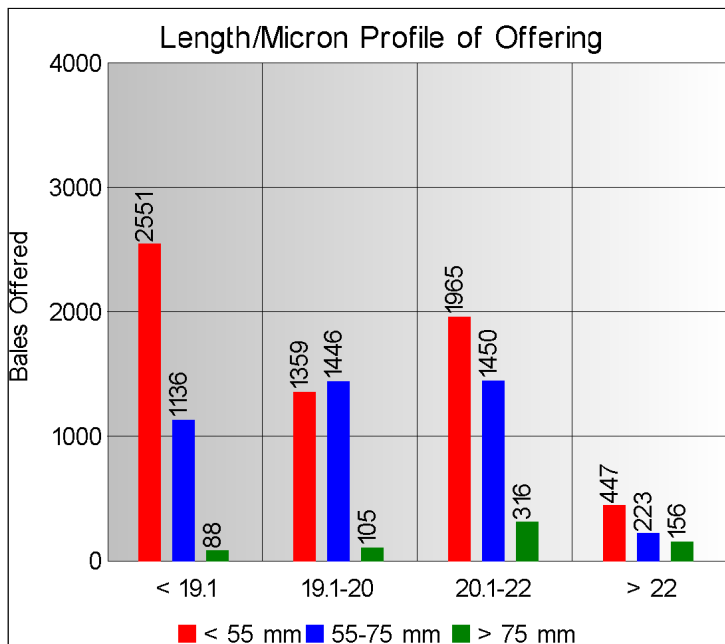
SA Merino Indicator				Buyers			
Indicator Unit	Current Sale	Last Sale	Change	Company	Bales Purchased This Week	% of Purchases	Total Bales Purchased This Season
# SA c/kg	20739	20242	2.5%	G Modiano SA	4503	40.1%	80075
Ave. to date (18/19)	21931	21975	-0.2%	Standard Wool SA	2813	25.0%	65255
Ave. to date (17/18)	18402			Tianyu SA	1145	10.2%	36513
US c/kg	1444	1451	-0.5%	Stucken & Co	717	6.4%	19102
Euro c/kg	1290	1283	0.6%	Lempriere SA	438	3.9%	30156
AWEX EMI	1957	1943	0.7%	Segard Masurel SA	406	3.6%	8399
Exchange Rates				New England Wool SA	194	1.7%	2991
Currency Unit	This Week	Previous Week	% Change	H Dawson Sons & Co			
R/USD	14.3632	13.9517	-2.9%				
R/Euro	16.0744	15.7784	-1.9%				
R/AUD	10.0144	10.0397	0.3%				
USD/AUD	0.6969	0.7196	3.2%				

## Analysis of Offerings by Broker This Week (Bales)

Broker	Merino Fleeces	Merino Bellies	Merino Lambs	Merino Backs	Merino Locks	* Other	Total	% Sold
BKB	3742	595	719	0	485	496	6037	92.2%
CMW	1396	298	431	194	206	513	3038	96.0%
JLW	93	10	33	0	27	11	174	99.4%
MAS	333	53	68	0	61	209	724	76.5%
QWB	372	66	127	0	50	295	910	72.4%
SBL	156	10	31	0	14	28	239	100.0%
VLW	75	8	22	0	9	6	120	99.2%
<b>Total</b>	<b>6167</b>	<b>1040</b>	<b>1431</b>	<b>194</b>	<b>852</b>	<b>1558</b>	<b>11242</b>	<b>90.9%</b>

# SA Merino Indicator includes Merino types comparable to international indicators.  
## Cape Wools All Wool Indicator, includes all white wool sold at auction.

\* crossbred, coarse and coloured, inferior



## \* Seasonal Receipts Declared

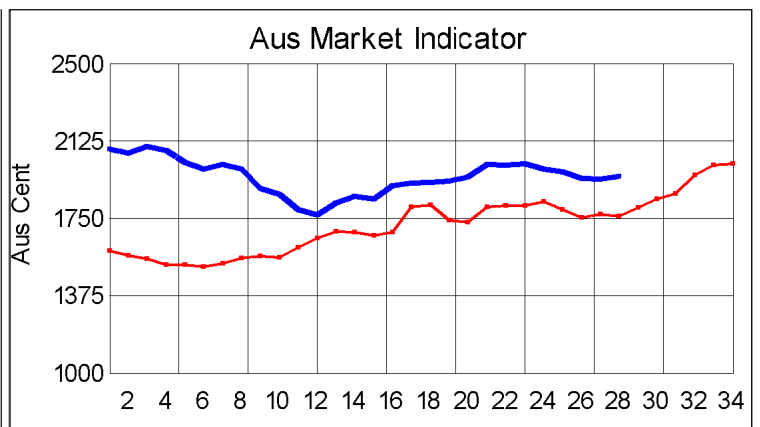
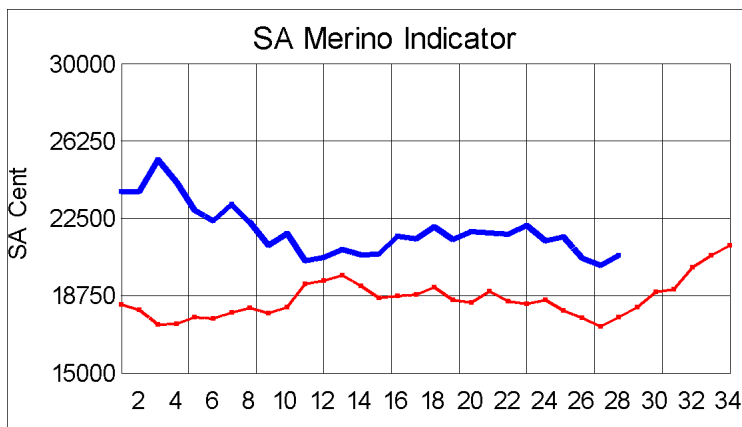
2018/19 Declared Receipts : 14 April 2019

39,857,208.4

2018/19 Declared Receipts : 05 May 2019

40,799,138.2

Percentage Change (Year-on-Year) : -11.54



Current Season — Previous Season —

**Average Fleece Wool Prices (c/kg. clean)**  
**Spinners and Good Topmaking Styles (AWEX Types MF4 and MF5)**

Micron	100+mm	90mm	80mm	70mm	60mm	50mm	40mm	30mm	20mm	10mm
18.0				23719	22371	20470	17747			
18.5			23617	23408	22103	20345	17296			
19.0			22963	22561	21001	19742	17942			
19.5			22315	21941	20400	19328	17129			
20.0			22067	21591	20211	18497	16765			
20.5			22232	21670	19844	18081	15510			
21.0			22268	21409	19819	17327	15347			
21.5			22085	21597	20314	18030	13991			
22.0				21655	19771		14205			
22.5						15873				
23.0										
23.5				18547						
24.0										

\* Based on a minimum of 3 lots sold per category

**Average Topmaking Styles (AWEX MF6)**

Micron	100+mm	90mm	80mm	70mm	60mm	50mm	40mm	30mm	20mm	10mm
18.0										
18.5										
19.0						18818	16341			
19.5				20498		18199	12377			
20.0				21324	19382		15722			
20.5					19155					
21.0				20473		17392	13650			
21.5					18398	16742	13477			
22.0										
22.5				19423						
23.0										
23.5										
24.0										

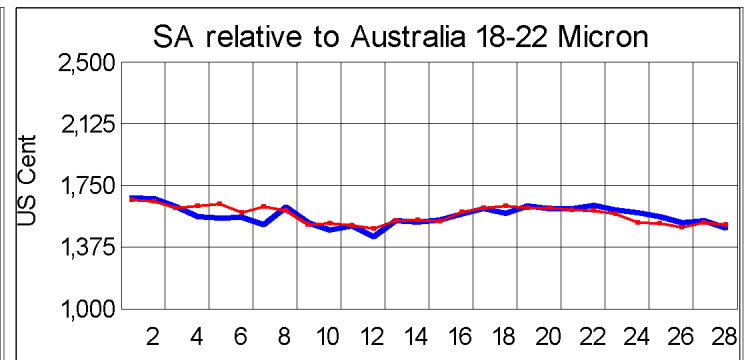
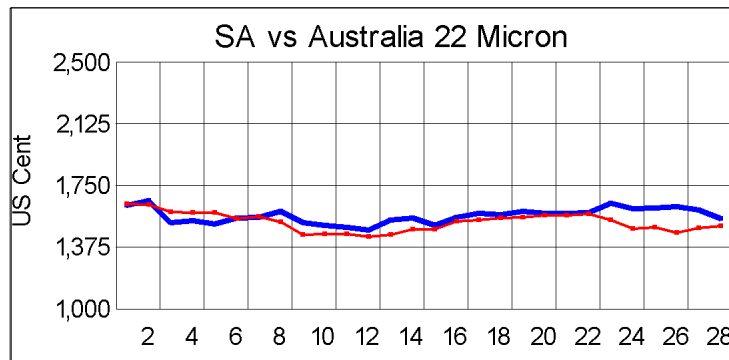
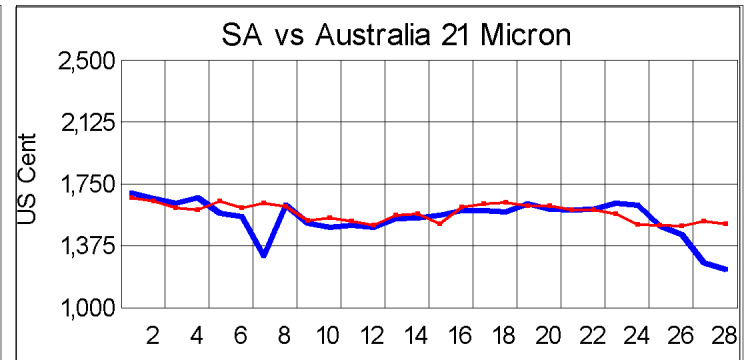
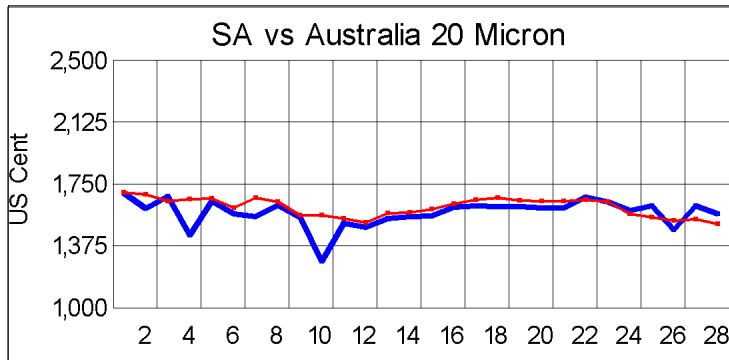
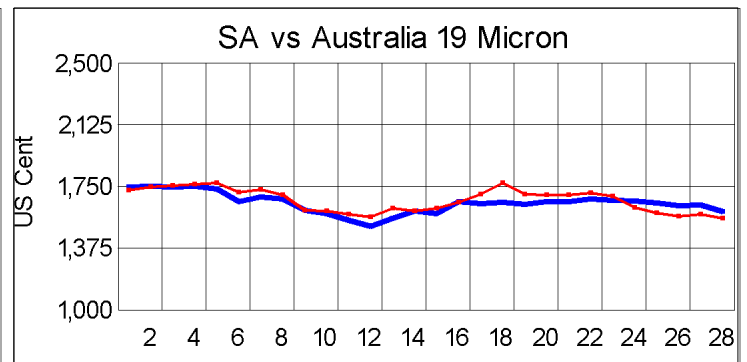
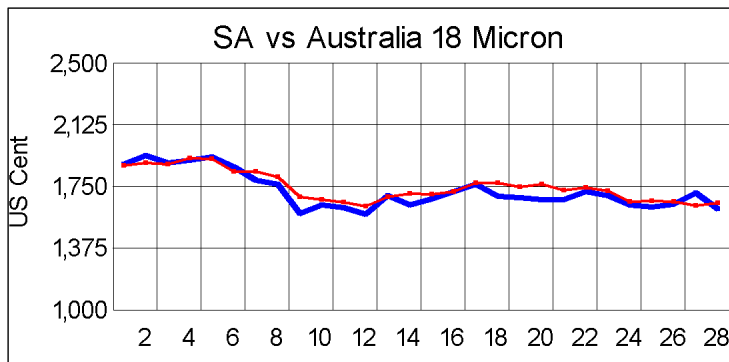
\* Based on a minimum of 3 lots sold per category

**Other Selected Types/Qualities**

Long

Medium

	19μ	20μ	21μ	19μ	20μ	21μ
<b>Good Quality</b>						
Lambswool	21844	20566	20413	18783	18315	16206
Bellies	19558	18605	18297	15717	14393	10584
Locks				12950	10044	
<b>Average Quality</b>						
Lambswool	21219	20581		16745	15642	
Bellies	18331	19152		14257	14963	13543
Locks				11713	10545	9311
<b>Inferior Quality</b>						
Fleecewool	20864	18992	18866	17551	17307	13739
Lambswool	19142	18925		15351		
Bellies				12596	15028	10902
Locks				9484	8087	9003



— SA in USc  
— Aus in USc

— SA in USc  
— Aus in USc

## Market Commentary

### Cape Wools Weekly Market Report 09 May 2019

Port Elizabeth - The 31st sale of the 2018/19 wool season took place today with 11 242 bales on offer of which 90,9% was sold. The wool market closed 2,5% (497 points) up at a value of R207,39 c/kg (Clean), with the Cape Wools All Wool Indicator closing 2,5% higher. The Australian EMI moved 0,7% up this week.

This week saw the Rand at 2,9% weaker against the US Dollar and 1,9% weaker against the Euro, compared with the average rate at the previous sale. The market weakened by 0,5% in US Dollar terms.

The offering on today's sale consisted of a large percentage medium length wool, with nearly 60% of the offering being 20 microns and finer. This resulted in strong competition from the buyers for the finer top makers style wool, supported by a weaker SA Rand of 2.9% against the US\$. Shorter wools continued to experience strong downward pressure due to the continued suspension of wool exports to China. The major buyers on today's sale were: G Modiano SA (4 503), Standard Wool SA (2 813), Tianyu SA (1 145) and Stucken & Co (717).

The average clean prices for the selection within the different micron categories for good top-making (MF5), long fleeces were as follows: 18,0 microns increased 3,9% to close at R237,07/kg; 18,5 microns moved 2,3% up to close at R230,19/kg; 19 microns gained 1,3% to close at R223,83/kg; 19,5 microns strengthened by 1,0% to close at R219,89/kg; 20 microns was 1,0% stronger to close at R216,95/kg; 20,5 microns won 1,1% to close at R217,87/kg; 21,0 microns recovered 2,0% to close at R217,22/kg; 21,5 microns improved by 1,6% to close at R215,52/kg; 22 microns rose 3,9% to close at 216,33/kg and 22,5 microns climbed by 3,5% to close at R206,74/kg.

The next sale is scheduled for 15 May 2019 where approximately ± 5 338 bales will be on sale.

\*The detailed Seasonal Receipts Declared Report can be viewed at [www.capewools.co.za](http://www.capewools.co.za)