

National Weekly Wool Market Report

Season: 2013/2014

Sale Date: 25&26 March 2014



CAPE WOOLS SA

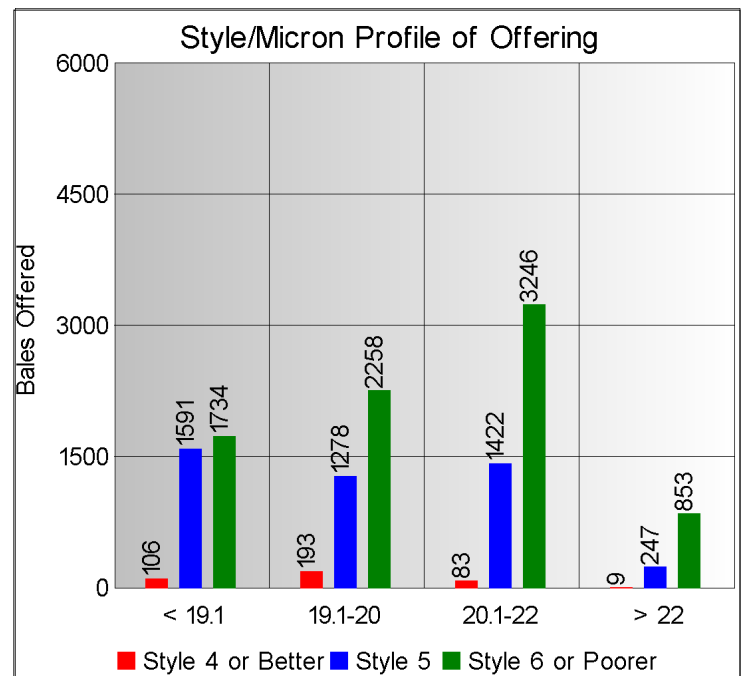
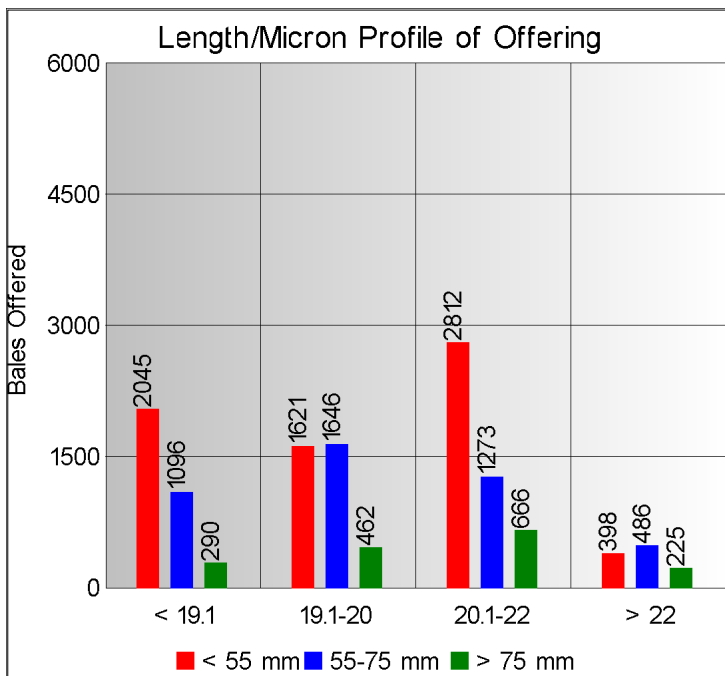
Tel: 27-41-4844301
 Fax: 27-41-4846792
 E-mail: stats@capewools.co.za
 Website: www.capewools.co.za

Market Indicators				Buyers			
Indicator Unit	Current Sale	Last Sale	Change	Company	Bales Purchased This Week	% of Purchases	Total Bales Purchased This Season
SA c/kg	10859	11481	-5.4%	Standard Wool SA	3822	29.4%	69578
Ave. to date (12/13)	11428	11451	-0.2%	Lempriere SA	2723	20.9%	62215
Ave. to date (11/12)	10234			G Modiano SA	2596	19.9%	58194
US c/kg	1016	1056	-3.8%	Stucken & Co	1419	10.9%	36802
Euro c/kg	736	764	-3.6%	Infinite Wool SA	856	6.6%	13729
AWEX EMI	1019	1064	-4.2%	Segard Masurel SA	298	2.3%	13931
Exchange Rates				H Dawson Sons & Co	253	1.9%	6515
Currency Unit	This Week	Previous Week	% Change	New England Wool SA	249	1.9%	2125
R/USD	10.6912	10.8742	1.7%	Chargeurs Wool SA	118	0.9%	2764
R/Euro	14.7576	15.0370	1.9%				
R/AUD	9.8507	9.7304	-1.2%				
USD/AUD	0.9215	0.8945	-3.0%				

Analysis of Offerings by Broker This Week (Bales)

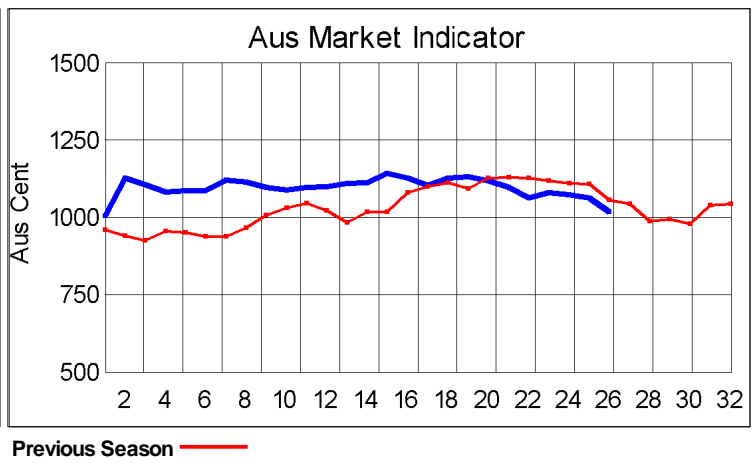
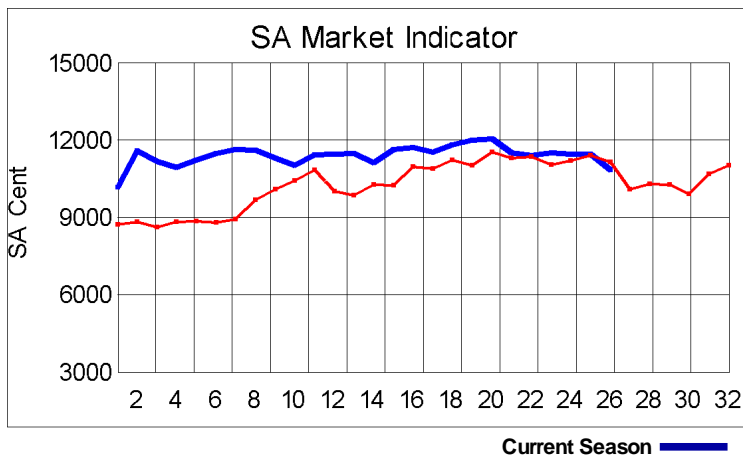
Broker	Merino Fleeces	Merino Bellies	Merino Lambs	Merino Backs	Merino Locks	* Other	Total	% Sold
BKB	3120	667	917	701	662	1614	7681	95.4%
CMW	1206	354	372	179	294	727	3132	93.9%
JLW	102	21	24	7	21	13	188	97.3%
MAS	588	61	135	75	130	575	1564	92.2%
SBL	54	21	11	32	20	26	164	95.7%
VLW	136	23	39	14	27	52	291	97.3%
Total	5206	1147	1498	1008	1154	3007	13020	94.7%

* Crossbred types, Coarse and Coloured and Inferior



Receipts 2012/2013 Season

Season to Date (Kg.) 43,835,907.4 Previous Season to Date 41,428,994.5 Percentage Change: 5.81%



Current Season — Previous Season

**Average Fleece Wool Prices (c/kg. clean)
Spinners and Good Topmaking Styles (AWEX Types MF4 and MF5)**

Micron	100+mm	90mm	80mm	70mm	60mm	50mm	40mm	30mm	20mm	10mm
18.0			11822	11873	11663	10818				
18.5			12068	11543	11415	10822	10513			
19.0		11406	11517	11448	11115	10749	10315			
19.5			11161	11133	10994	10582	10116	7852		
20.0			10923	10944	10808	10613	9609			
20.5			10919	10901	10649	10518	9385			
21.0		10715	11176	10893	10671	10342	9183			
21.5			11222			9952	9268			
22.0			11331	11117			8836			
22.5										
23.0										
23.5										
24.0										

* Based on a minimum of 3 lots sold per category

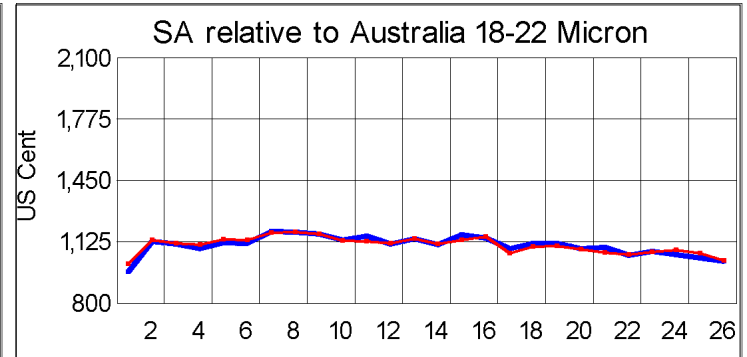
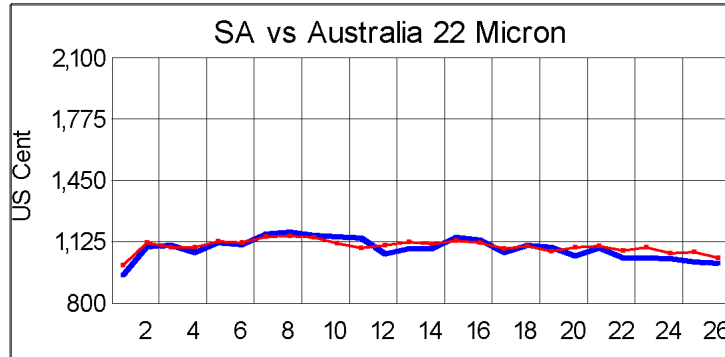
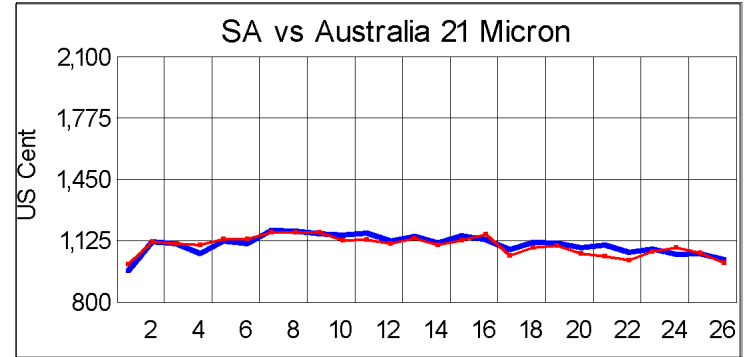
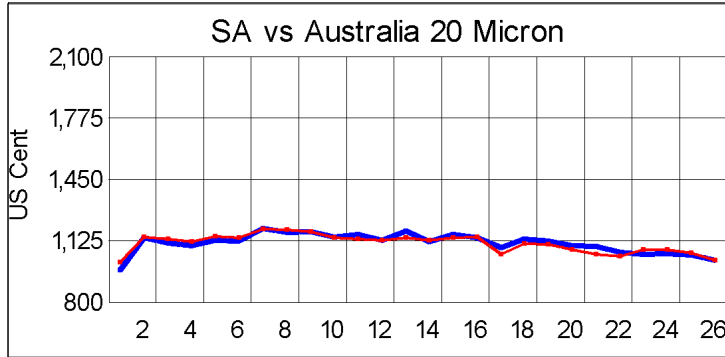
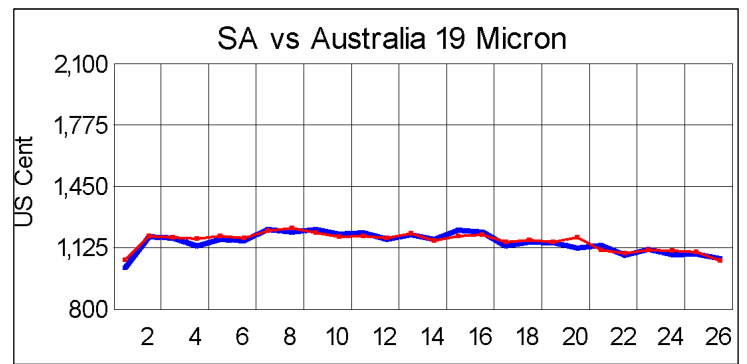
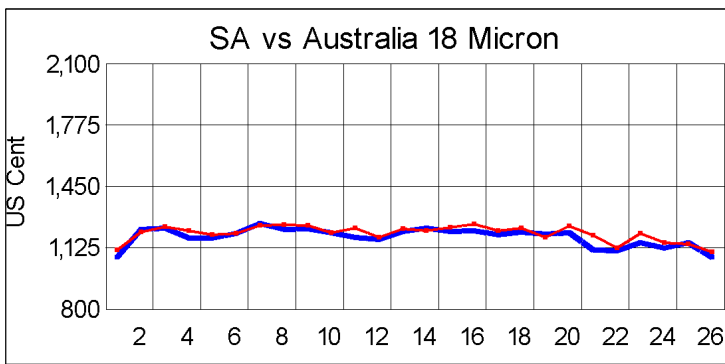
Average Topmaking Styles (AWEX MF6)

Micron	100+mm	90mm	80mm	70mm	60mm	50mm	40mm	30mm	20mm	10mm
18.0							9360			
18.5						10896				
19.0										
19.5					10650		9658			
20.0				10715			8940			
20.5				10684			8698			
21.0							8069			
21.5							8964			
22.0						9150				
22.5										
23.0										
23.5										
24.0										

* Based on a minimum of 3 lots sold per category

Other Selected Types/Qualities

	Long			Medium		
	19μ	20μ	21μ	19μ	20μ	21μ
Good Quality						
Lambswool	11221	10842		10526	10327	
Bellies	10792			10428	10371	
Locks	9180			8998	8448	8453
Average Quality						
Lambswool	10633	9844		8544	9547	8680
Bellies	10542			9661	9092	9036
Locks				8416	7561	8214
Inferior Quality						
Fleecewool	10487	10366	9785	10487	9465	8779
Lambswool	10139	10288	9497	9695		
Bellies				8996	7670	8426
Locks		7355	4404	7455	7559	7064



— SA in USc
— Aus in USc

— SA in USc
— Aus in USc

Market Commentary

WOOL MARKET COMES UNDER PRESSURE

The wool market came under pressure at this week's sale with the Cape Wool's Merino Indicator shedding 5,4% compared to the previous sale to close at R108,59/kg (clean). This is 6,5% higher compared to the corresponding sale of the previous season.

ape Wool's Merino Indicator shedding 5,4% compared to the previous sale to close at R108,59/kg (clean). This is 6,5% higher compared to the corresponding sale of the previous season.

Weaker demand from China contributed to the decrease in pricing. The Australian market followed a similar trend and decreased by 4,2% this week. It was encouraging that there was good competition for the better quality wool. Inferior quality wool was most affected through the lack of demand.

The Australian market followed a similar trend and decreased by 4,2% this week. It was encouraging that there was good competition for the better quality wool. Inferior quality wool was most affected through the lack of demand.

The sale resulted in a 95% clearance of the 13 020 bales on offer.

The rand on the day traded 1,7% stronger at R10,69 against the US dollar, compared with last week's average rate and gained 1,9% against the euro at R14,75.

The most active traders were Standard Wool SA (3 822), Lempriere SA (2 723), G Modiano SA (2 596) and Stucken & Co (1 419).

The average clean prices for the selection within the different categories good top-making (MF5), 70-90mm and VM <=2% were as follows: 18 microns were down by 5,4% to R118,10/kg, 18,5 microns weakened by 1,8% to R116,89/kg, 19 microns shed 5,5% to R113,34/kg, 19,5 microns dropped 5,4% to close at R110,68/kg, 20 microns lost 5,5% to close at R109,22/kg, 20,5 microns were down 5,6% to R108,89/kg and 21 microns weakened by 6,4% to close at R107,99/kg.

The next sale is scheduled for 2 April where approximately 6 500 bales will be on offer.