

National Weekly Wool Market Report

Season: 2018/2019

Sale Date: 12 & 13 February 2019



CAPE WOOLS SA

Tel: 27-41-4844301
 Fax: 27-41-4846792
 E-mail: stats@capewools.co.za
 Website: www.capewools.co.za

SA Merino Indicator				Buyers			
Indicator Unit	Current Sale	Last Sale	Change	Company	Bales Purchased This Week	% of Purchases	Total Bales Purchased This Season
# SA c/kg	21876	21516	1.7%				
Ave. to date (18/19)	22174	22190	-0.1%				
Ave. to date (17/18)	18480						
US c/kg	1587	1583	0.3%	G Modiano SA	3566	33.1%	61496
Euro c/kg	1402	1385	1.3%	Standard Wool SA	3243	30.1%	50179
AWEX EMI	1953	1935	0.9%	Lempriere SA	1107	10.3%	24962
				Tianyu SA	924	8.6%	27734
				Stucken & Co	724	6.7%	15386
				Segard Masurel SA	363	3.4%	6328
				New England Wool SA	35	0.3%	1760
				H Dawson Sons & Co			

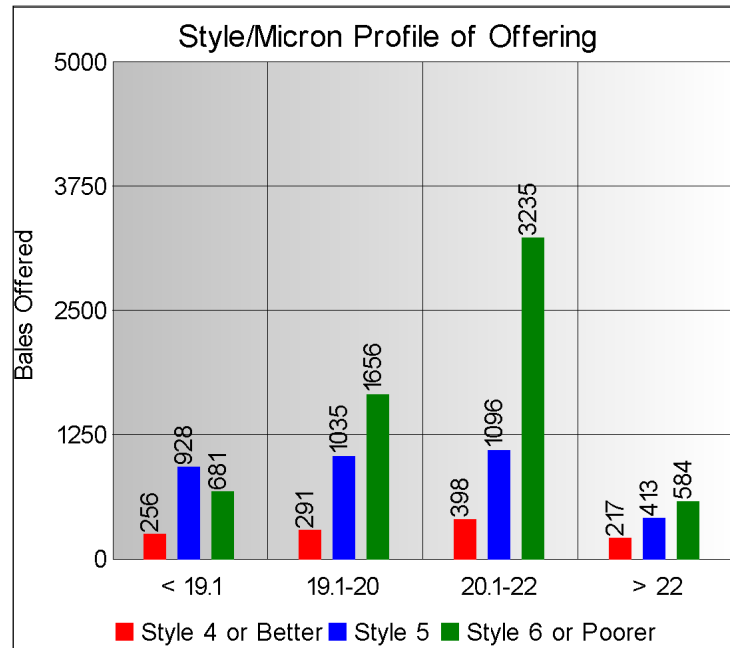
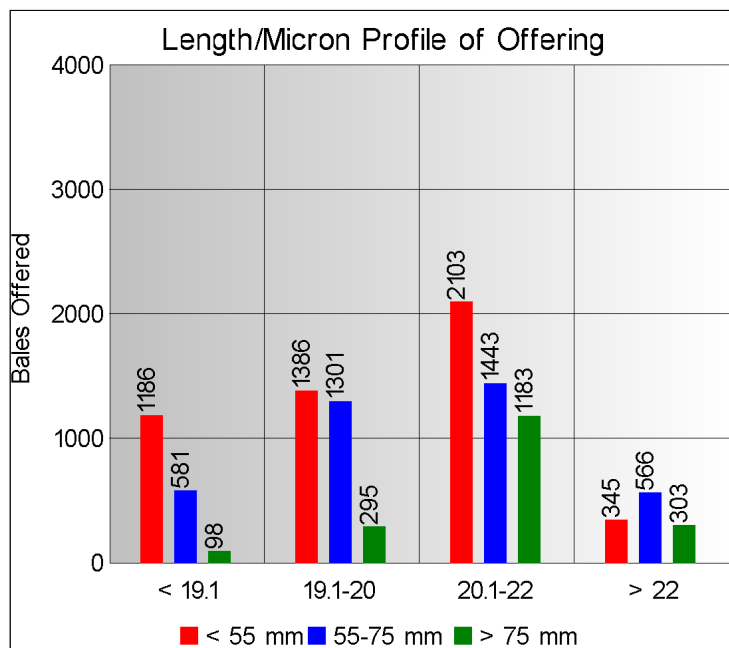
Exchange Rates			
Currency Unit	This Week	Previous Week	% Change
R/USD	13.7825	13.5926	-1.4%
R/Euro	15.6063	15.5406	-0.4%
R/AUD	9.8102	9.7833	-0.3%
USD/AUD	0.7120	0.7198	1.1%

Analysis of Offerings by Broker This Week (Bales)

Broker	Merino Fleeces	Merino Bellies	Merino Lambs	Merino Backs	Merino Locks	* Other	Total	% Sold
BKB	2859	841	346	0	584	1493	6123	90.9%
CMW	1396	507	416	262	183	703	3467	96.8%
JLW	42	7	2	0	1	28	80	100.0%
MAS	87	23	10	0	12	163	295	64.4%
QWB	129	118	36	0	6	44	333	83.8%
SBL	58	6	1	0	0	4	69	100.0%
VLW	271	50	33	0	50	19	423	100.0%
Total	4842	1552	844	262	836	2454	10790	92.3%

SA Merino Indicator includes Merino types comparable to international indicators.
 ## Cape Wools All Wool Indicator, includes all white wool sold at auction.

* crossbred, coarse and coloured, inferior

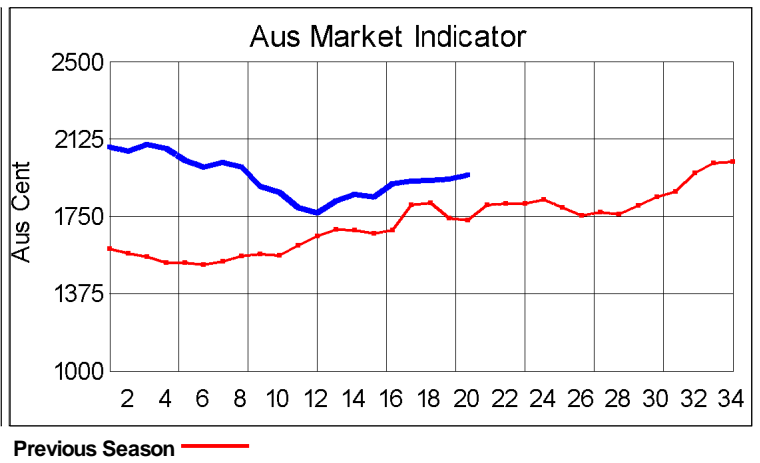
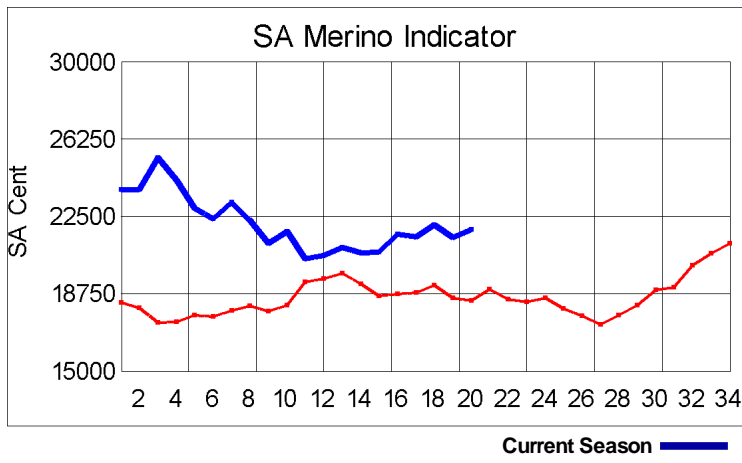


* Seasonal Receipts Declared

2018/19 Declared Receipts : 20 January 2019 31,224,395.8

2018/19 Declared Receipts : 10 February 2019 33,437,993.1

Percentage Change (Year-on-Year) : -8.49



Current Season — Previous Season —

Average Fleece Wool Prices (c/kg. clean)
Spinners and Good Topmaking Styles (AWEX Types MF4 and MF5)

Micron	100+mm	90mm	80mm	70mm	60mm	50mm	40mm	30mm	20mm	10mm
18.0				24499	23329	22044	19860			
18.5				23952	22561	21482	19839			
19.0			23451	22983	22289	21471	20197			
19.5			23489	22870	22044	21100	19164			
20.0			22477	21974	21963	20606	16864			
20.5			22277	21916	21696	21002				
21.0			22055	21414	21619	19367	16971			
21.5			21800	20962	21862					
22.0			21804			20695				
22.5					21163		14370			
23.0				21361						
23.5										
24.0										

* Based on a minimum of 3 lots sold per category

Average Topmaking Styles (AWEX MF6)

Micron	100+mm	90mm	80mm	70mm	60mm	50mm	40mm	30mm	20mm	10mm
18.0										
18.5										
19.0										
19.5										
20.0										
20.5			21387	20540		19614				
21.0				20007						
21.5										
22.0										
22.5										
23.0										
23.5										
24.0										

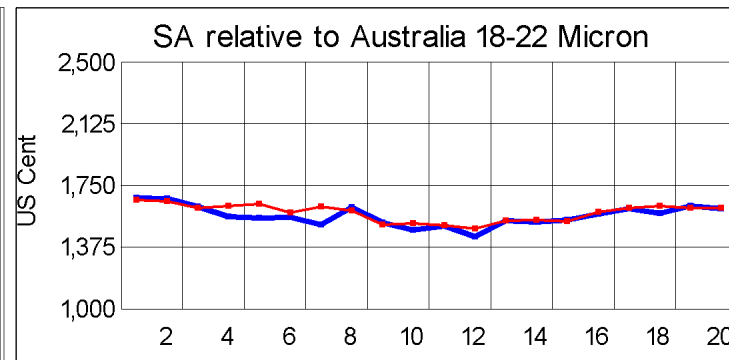
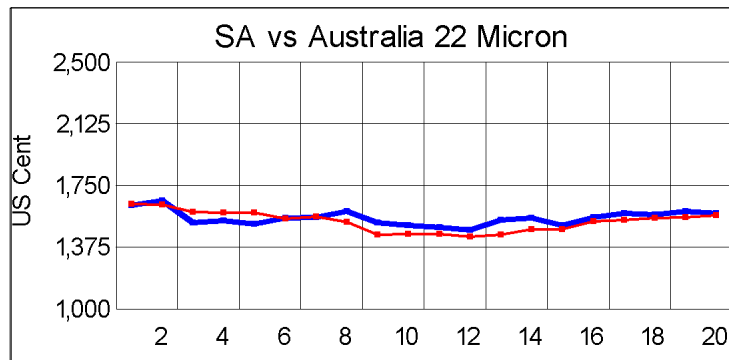
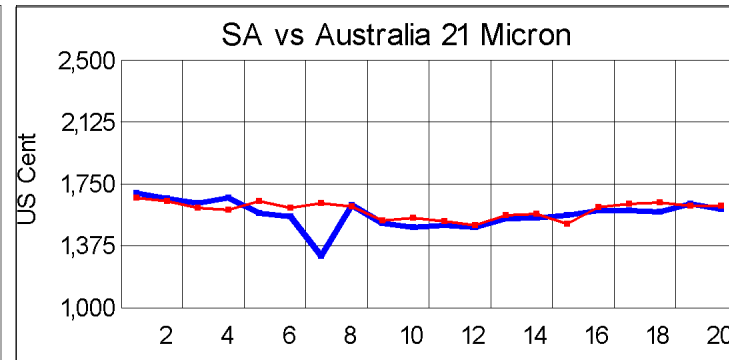
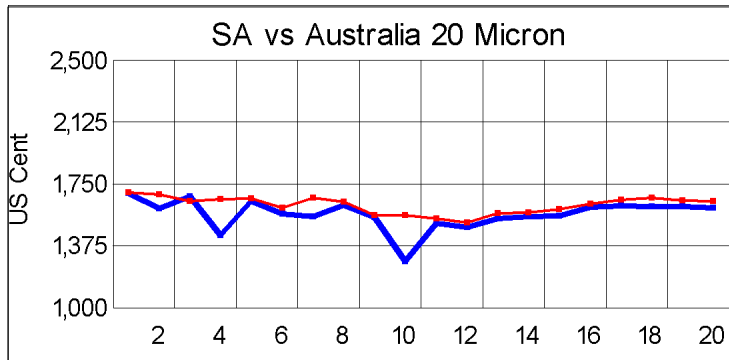
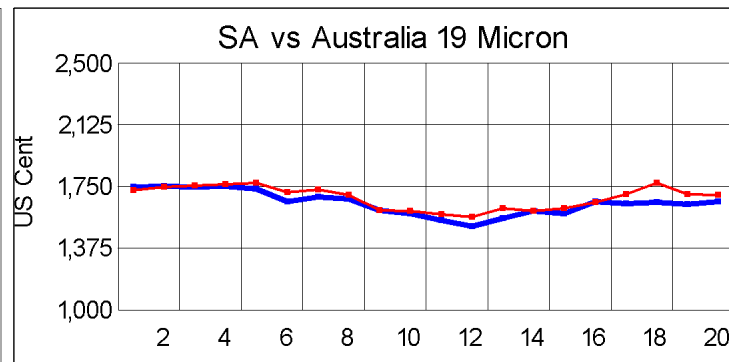
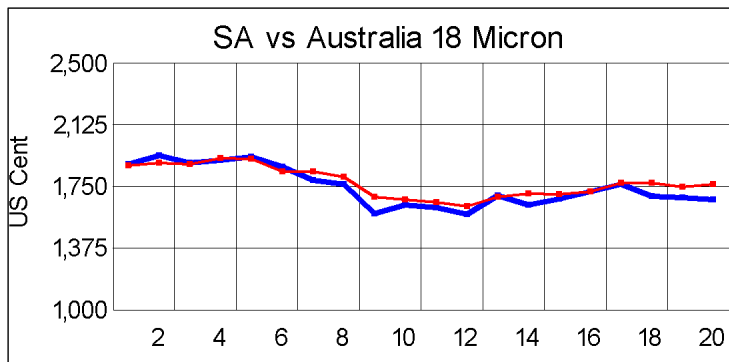
* Based on a minimum of 3 lots sold per category

Other Selected Types/Qualities

Long

Medium

	19μ	20μ	21μ	19μ	20μ	21μ
Good Quality						
Lambswool	22924	22036	21651	18060	19919	19986
Bellies	20824	20462	20205	17242	16464	15648
Locks				18131	13497	16529
Average Quality						
Lambswool	22498	20580	19030	18666	18986	
Bellies	21071	19944	17745	17761	16325	16366
Locks				12656	13066	11041
Inferior Quality						
Fleecewool	21300	20199	17372	21713	19954	
Lambswool						
Bellies	20033	19444		16521	15197	14866
Locks				11698	10687	6909



— SA in USc
— Aus in USc

— SA in USc
— Aus in USc

Market Commentary

WOOL MARKET 1,7% HIGHER

Port Elizabeth - The wool market ended higher at this week's auction and the Cape Wools Merino Indicator increased by 1,7% and by 360 points to close at a value of R218,76 (Clean). The Australian EMI gained 0,9% this week. The Cape Wools All Wool Indicator gained by 1,6%.

The offering consisted of some good quality spinner type wools. The South African Market Indicator gained 1.7% on the back of a weaker currency and good competition, especially for the long fine wools. There is good demand from both China and Europe. Better qualities and good classed clips will continue to attract extra attention from buyers. The average Market Indicator in US Dollar terms has gained 0.3% from the previous auction.

This week saw the Rand at R13,78 to the US Dollar and R15,61 to the Euro. The Rand was 1,4% weaker against the US Dollar and 0,4% weaker against the Euro compared with the average rate at the previous sale. The offering comprised 10 790 bales of which 92,3% was sold. Major traders were G Modiano SA (3 566), Standard Wool SA (3 243), Lempriere SA (1 107) and Tianyu SA (924).

The average clean prices for the selection within the different micron categories for good top-making (MF5), long fleeces were as follows: 18,0 microns increased 2,2% to close at R243,34/kg; 18,5 microns moved 2,0% up to close at R242,27/kg; 19 microns lost 1,2% to close at R234,36/kg; 19,5 microns strengthened by 1,5% to close at R233,60/kg; 20 microns was 1,1% stronger to close at R227,26/kg; 20,5 microns won 0,6% to close at R225,08/kg; 21,0 microns recovered 1,5% to close at R223,46/kg; 21,5 microns improved by 1,3% to close at R217,44/kg; 22 microns rose 2,2% to close at 216,75/kg and 22,5 microns climbed by 1,8% to close at R212,68/kg.

The next sale is scheduled for 20 February 2019 where approximately ±6 766 bales will be on sale.

*The detailed Seasonal Receivals Declared Report can be viewed at www.capewools.co.za