

National Weekly Wool Market Report

Season: 2018/2019

Sale Date: 30 January 2019



CAPE WOOLS SA

Tel: 27-41-4844301

Fax: 27-41-4846792

E-mail: stats@capewools.co.za

Website: www.capewools.co.za

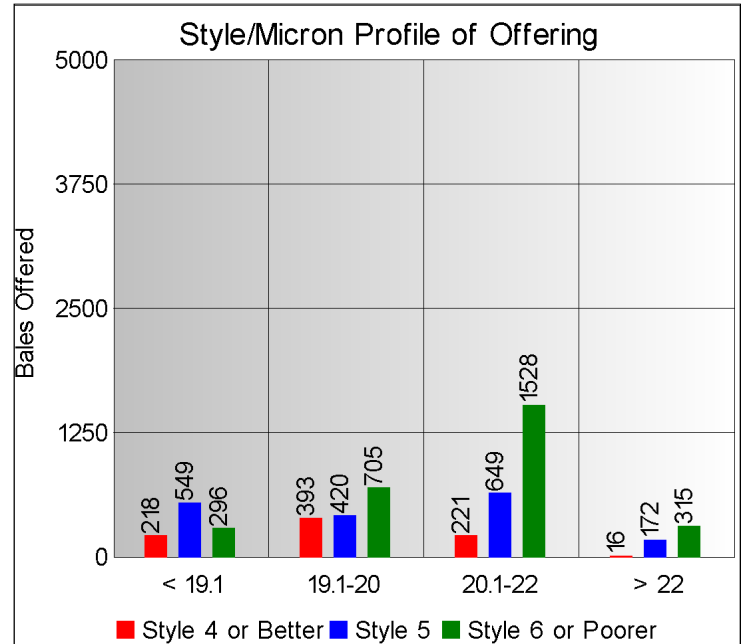
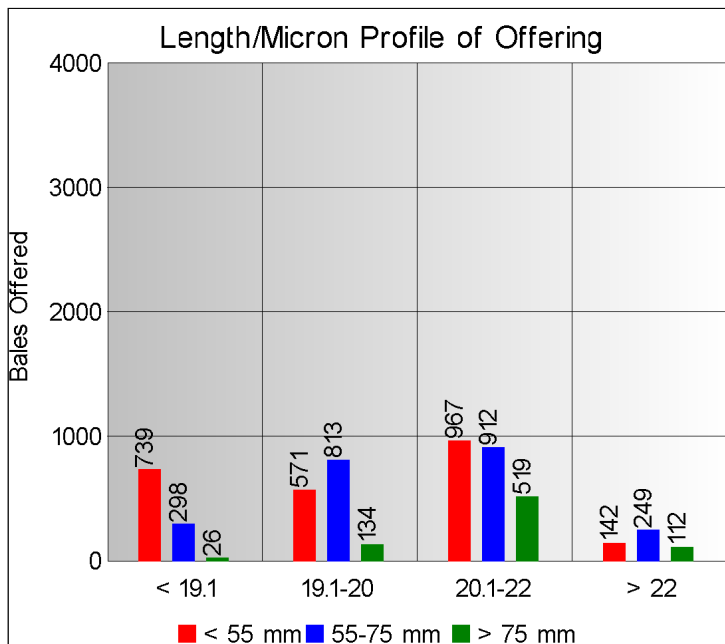
SA Merino Indicator				Buyers			
Indicator Unit	Current Sale	Last Sale	Change	Company	Bales Purchased This Week	% of Purchases	Total Bales Purchased This Season
# SA c/kg	21516	22102	-2.7%	G Modiano SA	1774	32.4%	58005
Ave. to date (18/19)	22190	22227	-0.2%	Standard Wool SA	1547	28.2%	46973
Ave. to date (17/18)	18454			Lempriere SA	1001	18.3%	23801
US c/kg	1583	1593	-0.6%	Tianyu SA	407	7.4%	26808
Euro c/kg	1385	1402	-1.2%	Stucken & Co	394	7.2%	14675
AWEX EMI	1935	1928	0.4%	Segard Masurel SA	117	2.1%	5965
Exchange Rates				New England Wool SA	21	0.4%	1725
Currency Unit	This Week	Previous Week	% Change	H Dawson Sons & Co			
R/USD	13.5926	13.8781	2.1%				
R/Euro	15.5406	15.7693	1.5%				
R/AUD	9.7833	9.9023	1.2%				
USD/AUD	0.7198	0.7134	-0.9%				

Analysis of Offerings by Broker This Week (Bales)

Broker	Merino Fleeces	Merino Bellies	Merino Lambs	Merino Backs	Merino Locks	* Other	Total	% Sold
BKB	1741	202	140	0	106	798	2987	96.1%
CMW	632	120	173	41	97	325	1388	97.3%
JLW	122	31	14	0	8	95	270	100.0%
MAS	107	31	23	0	7	79	247	91.1%
QWB	107	35	10	0	5	110	267	83.2%
SBL	0	0	0	0	0	0	0	
VLW	204	38	34	0	27	20	323	100.0%
Total	2913	457	394	41	250	1427	5482	96.0%

SA Merino Indicator includes Merino types comparable to international indicators.
Cape Wools All Wool Indicator, includes all white wool sold at auction.

* crossbred, coarse and coloured, inferior



* Seasonal Receipts Declared

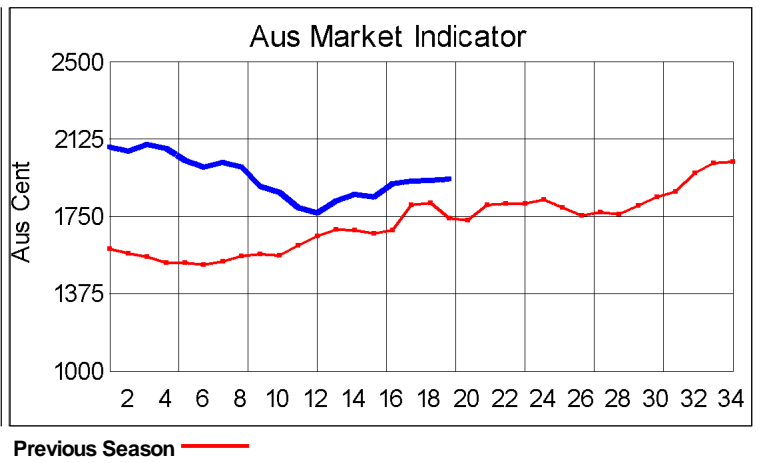
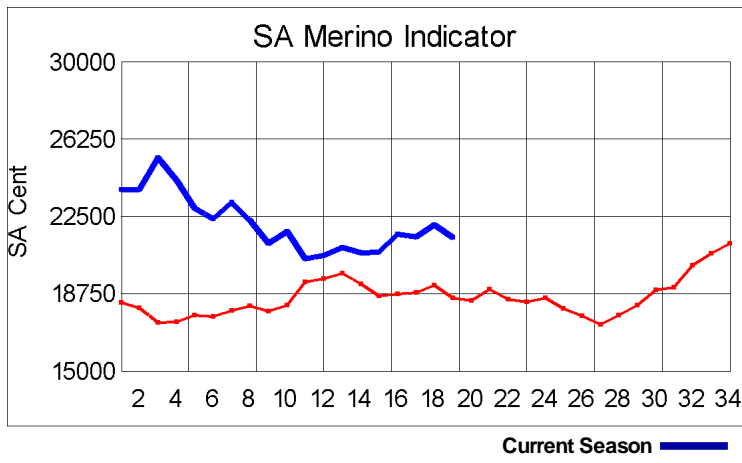
2018/19 Declared Receipts : 06 January 2019

29,484,472.1

2018/19 Declared Receipts : 27 January 2019

30,926,279.9

Percentage Change (Year-on-Year) : -9.82



Current Season █ Previous Season █

Average Fleece Wool Prices (c/kg. clean)
Spinners and Good Topmaking Styles (AWEX Types MF4 and MF5)

Micron	100+mm	90mm	80mm	70mm	60mm	50mm	40mm	30mm	20mm	10mm
18.0				23086						
18.5				22715	22233	21343	20034			
19.0			22898	22485	21877	20801				
19.5			22792	22418	21674	20915	18093			
20.0			22316	21943	21548	20364	18641			
20.5			22089	21574	21381	20759	16833			
21.0			21584	21821	21099					
21.5			22038	21142	20641					
22.0				21163						
22.5			21504							
23.0										
23.5										
24.0										

* Based on a minimum of 3 lots sold per category

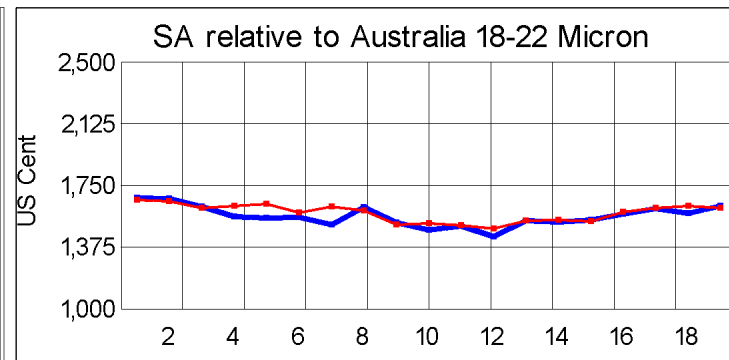
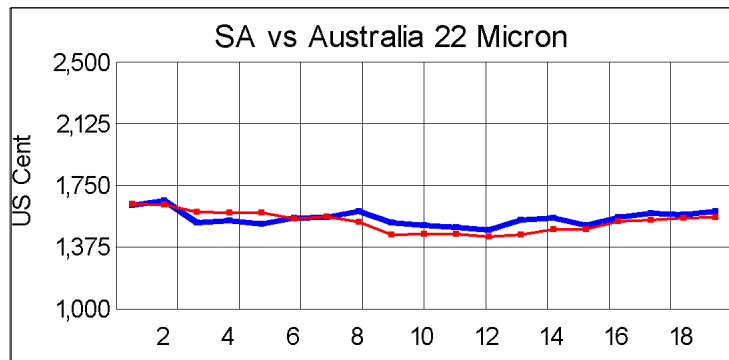
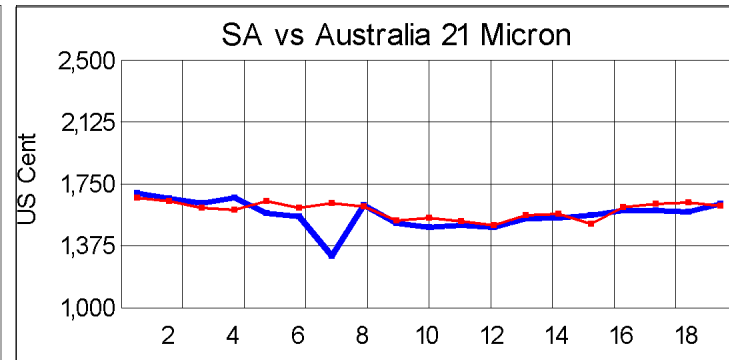
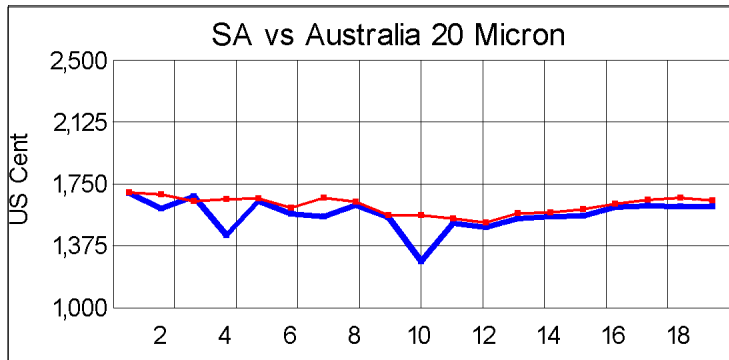
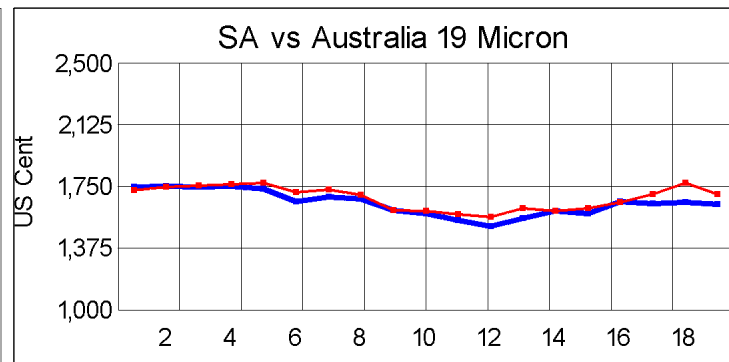
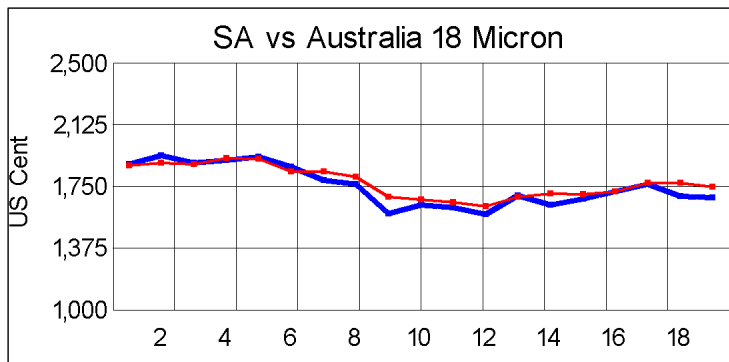
Average Topmaking Styles (AWEX MF6)

Micron	100+mm	90mm	80mm	70mm	60mm	50mm	40mm	30mm	20mm	10mm
18.0										
18.5										
19.0						19875				
19.5				21871						
20.0										
20.5										
21.0					18489					
21.5					19592					
22.0										
22.5										
23.0										
23.5										
24.0										

* Based on a minimum of 3 lots sold per category

Other Selected Types/Qualities

	Long			Medium		
	19μ	20μ	21μ	19μ	20μ	21μ
Good Quality						
Lambswool	22243	21611	21475	18706	18554	
Bellies	20646	20115		17397	15472	
Locks					16365	
Average Quality						
Lambswool	22261			19987		
Bellies	21344		17734	17923	15912	10265
Locks				10912	11647	11142
Inferior Quality						
Fleecewool	21390	20142	17858	18334	16785	17531
Lambswool				17106	15477	
Bellies				16900	17522	17185
Locks				11099		



— SA in USc
— Aus in USc

— SA in USc
— Aus in USc

Market Commentary

WOOL MARKET -2,7% LOWER

Port Elizabeth - The wool market ended lower at this week's auction and the Cape Wools Merino Indicator decreased by 2,7% and by 586 points to close at a value of R215,16 (Clean). The Australian EMI gained 0,4% this week. The Cape Wools All Wool Indicator decreased by 2,6%.

The South African market indicator was down by 2.7%, which was largely due to the strength on the rand when compared to last week. There was also a small correction in the USD price due to the fact that on the better wools, our market has been consistently higher than the Australian market. There was a very small offering of good wools on top of a small weekly offering of 5700 bales. Due to the ongoing issues in Lesotho with no wool reaching the South African market, next week's auction has been cancelled due to insufficient offerings.

This week saw the Rand at R13,59 to the US Dollar and R15,54 to the Euro. The Rand was 2,1% stronger against the US Dollar and 1,5% stronger against the Euro compared with the average rate at the previous sale. The offering comprised 5 482 bales of which 96,0% was sold. Major traders were G Modiano SA (1 774), Standard Wool SA (1 547), Lempriere SA (1 001) and Tianyu SA (407).

The average clean prices for the selection within the different micron categories for good top-making (MF5), long fleeces were as follows: 18,0 microns decreased 3,3% to close at R238,07/kg; 18,5 microns moved 3,6% down to close at R247,41/kg; 19 microns lost 3,1% to close at R231,60/kg; 19,5 microns weakened by 3,5% to close at R230,16/kg; 20 microns was 3,0% weaker to close at R224,74/kg; 20,5 microns lost 2,6% to close at R223,76/kg; 21,0 microns lost 3,2% to close at R220,15/kg; 21,5 microns tumbled by 2,7% to close at R214,74/kg; 22 microns fell 1,8% to close at 211,99/kg and 22,5 microns declined by 2,6% to close at R208,98/kg.

There will be no auction next week, next sale is scheduled for 13 February 2019.

*The detailed Seasonal Receivals Declared Report can be viewed at www.capewools.co.za