

# National Weekly Wool Market Report

Season: 2018/2019

Sale Date: 22 & 23 January 2019



CAPE WOOLS SA

Tel: 27-41-4844301  
 Fax: 27-41-4846792  
 E-mail: stats@capewools.co.za  
 Website: www.capewools.co.za

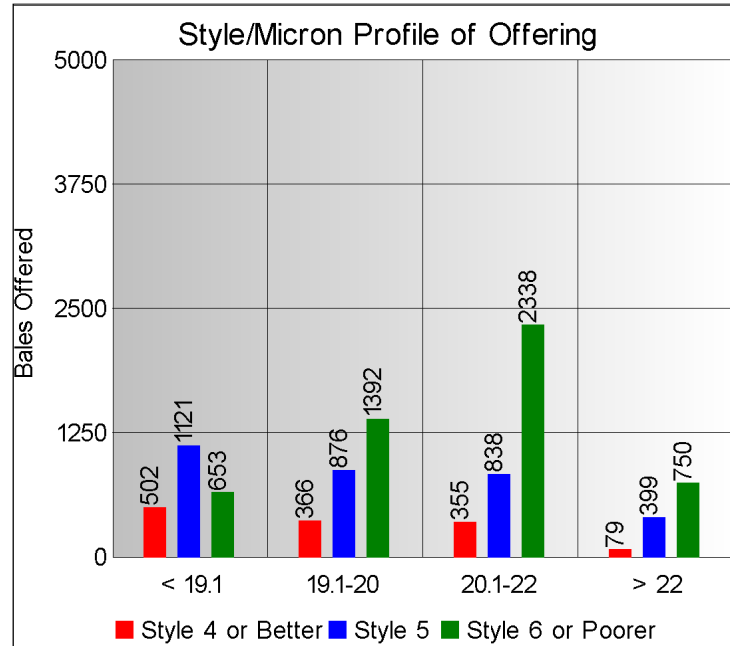
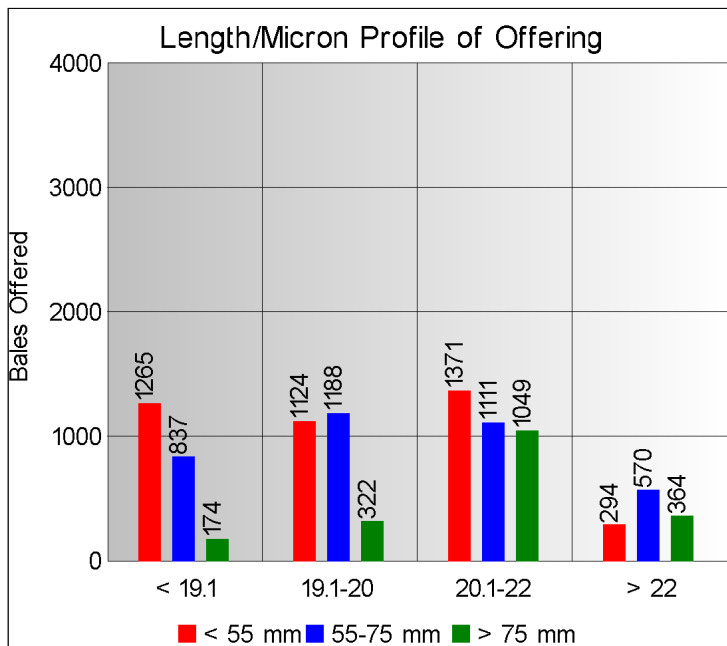
SA Merino Indicator				Buyers			
Indicator Unit	Current Sale	Last Sale	Change	Company	Bales Purchased This Week	% of Purchases	Total Bales Purchased This Season
# SA c/kg	22102	21524	2.7%	Standard Wool SA	2807	29.0%	45605
Ave. to date (18/19)	22227	22235	-0.0%	G Modiano SA	2441	25.3%	56445
Ave. to date (17/18)	18455			Lempriere SA	1671	17.3%	22866
US c/kg	1593	1572	1.3%	Tianyu SA	1167	12.1%	26401
Euro c/kg	1402	1378	1.7%	Stucken & Co	718	7.4%	14354
AWEX EMI	1928	1924	0.2%	Segard Masurel SA	384	4.0%	5853
Exchange Rates				New England Wool SA	54	0.6%	1704
Currency Unit	This Week	Previous Week	% Change	H Dawson Sons & Co			
R/USD	13.8781	13.6956	-1.3%				
R/Euro	15.7693	15.6161	-1.0%				
R/AUD	9.9023	9.8486	-0.5%				
USD/AUD	0.7134	0.7194	0.8%				

## Analysis of Offerings by Broker This Week (Bales)

Broker	Merino Fleeces	Merino Bellies	Merino Lambs	Merino Backs	Merino Locks	* Other	Total	% Sold
BKB	3422	734	609	0	608	1625	6998	95.4%
CMW	1115	228	204	149	199	776	2671	96.1%
JLW	0	0	0	0	0	0	0	
MAS	0	0	0	0	0	0	0	
QWB	0	0	0	0	0	0	0	
SBL	0	0	0	0	0	0	0	
VLW	0	0	0	0	0	0	0	
<b>Total</b>	<b>4537</b>	<b>962</b>	<b>813</b>	<b>149</b>	<b>807</b>	<b>2401</b>	<b>9669</b>	<b>95.6%</b>

# SA Merino Indicator includes Merino types comparable to international indicators.  
 ## Cape Wools All Wool Indicator, includes all white wool sold at auction.

\* crossbred, coarse and coloured, inferior

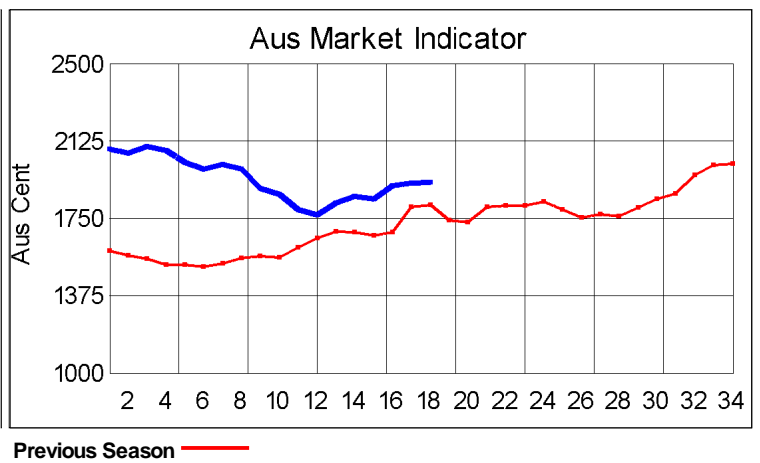
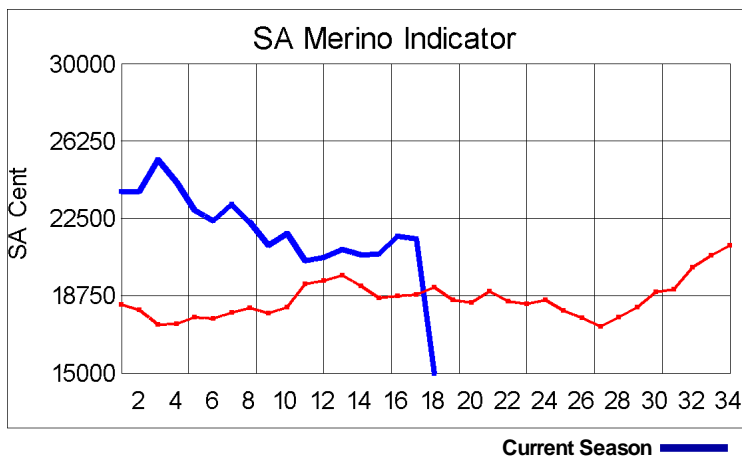


### \* Seasonal Receipts Declared

2018/19 Declared Receipts : 30 December 2018 29,359,695.0

2018/19 Declared Receipts : 20 January 2019 30,327,692.0

Percentage Change (Year-on-Year) : -9.35



Current Season — Previous Season —

**Average Fleece Wool Prices (c/kg. clean)  
Spinners and Good Topmaking Styles (AWEX Types MF4 and MF5)**

Micron	100+mm	90mm	80mm	70mm	60mm	50mm	40mm	30mm	20mm	10mm
18.0				24466	23392	22064	19797			
18.5			24245	23833	23525	21821	18446			
19.0			23767	23329	22655	21741	19661			
19.5			23362	22956	22782	21247	17490			
20.0			22968	22573	22147	21513	16253			
20.5			22631	22252	22009	21216				
21.0			22423	22006	21911					
21.5			22543	21780	22270					
22.0			21764		22062					
22.5			22055	21230	21914					
23.0										
23.5										
24.0										

\* Based on a minimum of 3 lots sold per category

**Average Topmaking Styles (AWEX MF6)**

Micron	100+mm	90mm	80mm	70mm	60mm	50mm	40mm	30mm	20mm	10mm
18.0										
18.5										
19.0				22758						
19.5				22304	21983	20628	18381			
20.0				20145						
20.5					21632					
21.0				21454	20461					
21.5				21412						
22.0					19812					
22.5				20059						
23.0										
23.5										
24.0										

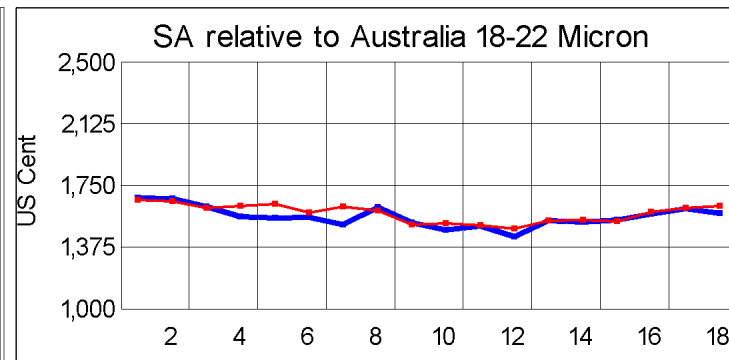
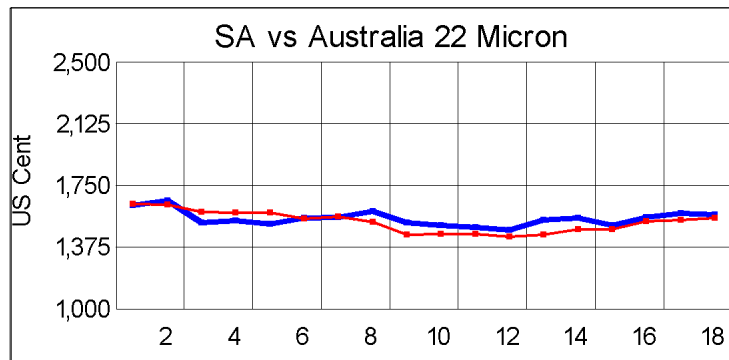
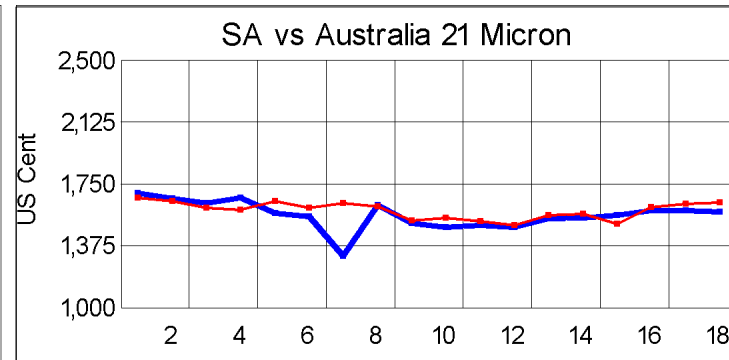
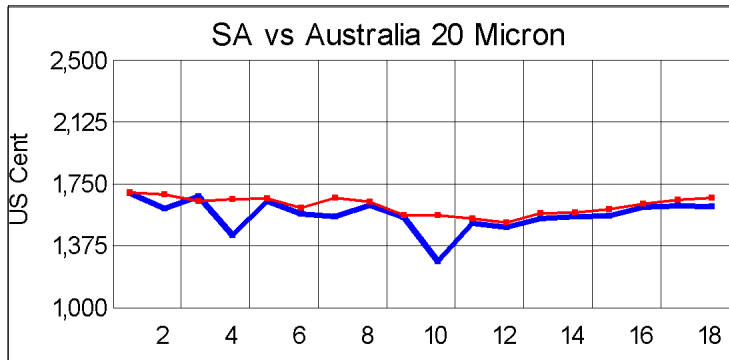
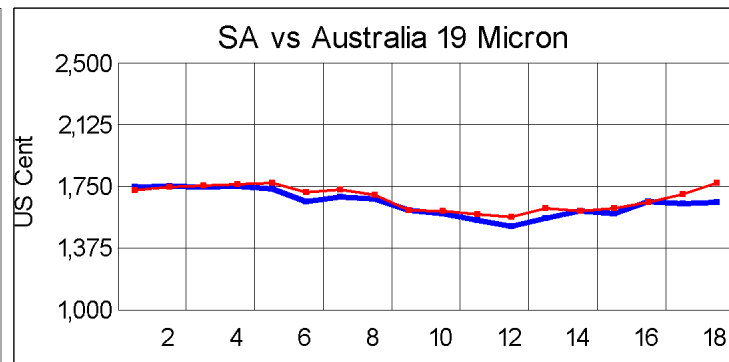
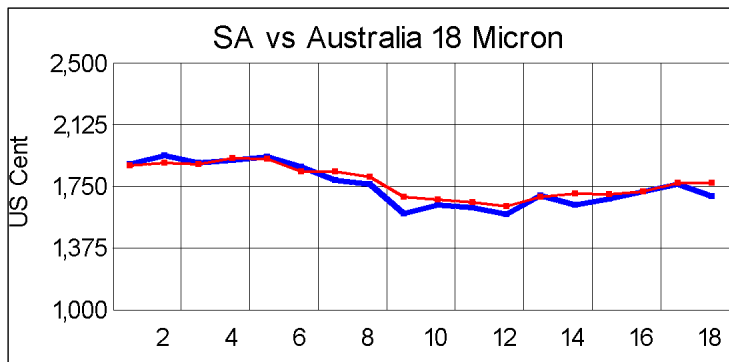
\* Based on a minimum of 3 lots sold per category

**Other Selected Types/Qualities**

Long

Medium

	19μ	20μ	21μ	19μ	20μ	21μ
<b>Good Quality</b>						
Lambswool	22974	22446	22588	18998	17023	18130
Bellies	22296	18799	19967	18383	17333	17573
Locks				15302	14767	
<b>Average Quality</b>						
Lambswool	22150	20883	22261	17373	14981	
Bellies	21184	20476		16605	16095	13829
Locks				12020	11978	10077
<b>Inferior Quality</b>						
Fleecewool	22134	18963	20833	20030	20741	
Lambswool	22201	20671		20881		
Bellies		20382	20138	15607	15989	14893
Locks				10029	10085	9853



— SA in USc  
— Aus in USc

— SA in USc  
— Aus in USc

## Market Commentary

### WOOL MARKET 2,7% HIGHER

Port Elizabeth- The wool market ended higher at this weeks' auction and the Cape Wools Merino Indicator increased by 2,7% and by 578 points to close at a value of R221,02 (Clean). The Australian EMI gained 0,2% this week. The Cape Wools All Wool Indicator gained by 2,7%.

Just under 10 000 bales went under the hammer at the Wool Exchange today. A very similar story to last week with the long, well grown merino wools demanding very good competition. There is concern from the buying house about the lack of good wools that will be available over the next month.

This week saw the Rand at R13,88 to the US Dollar and R15,77 to the Euro. The Rand was 1,3% weaker against the US Dollar and 1,0% weaker against the Euro compared with the average rate at the previous sale. The offering comprised 9 669 bales of which 95,6% was sold. Major traders were Standard Wool SA (2 807), G Modiano SA (2 441), Lempriere SA (1 671) and Tianyu SA (1 167).

The average clean prices for the selection within the different micron categories for good top-making (MF5), long fleeces were as follows: 18,0 microns increased 1,3% to close at R246,15/kg; 18,5 microns moved 1,7% up to close at R246,24/kg; 19 microns gained 2,3% to close at R239,13/kg; 19,5 microns strengthened by 2,0% to close at R238,59/kg; 20 microns was 2,0% stronger to close at R231,60/kg; 20,5 microns won 2,2% to close at R229,77/kg; 21,0 microns recovered 1,7% to close at R227,47/kg; 21,5 microns improved by 2,3% to close at R220,73/kg; 22 microns rose 2,3% to close at 215,79/kg and 22,5 microns climbed by 2,1% to close at R214,45/kg.

The next sale is scheduled for 30 January 2019 where approximately ± 5 618 bales will be on sale