

# National Weekly Wool Market Report

Season: 2018/2019

Sale Date: 15 & 16 January 2018



CAPE WOOLS SA

Tel: 27-41-4844301  
 Fax: 27-41-4846792  
 E-mail: stats@capewools.co.za  
 Website: www.capewools.co.za

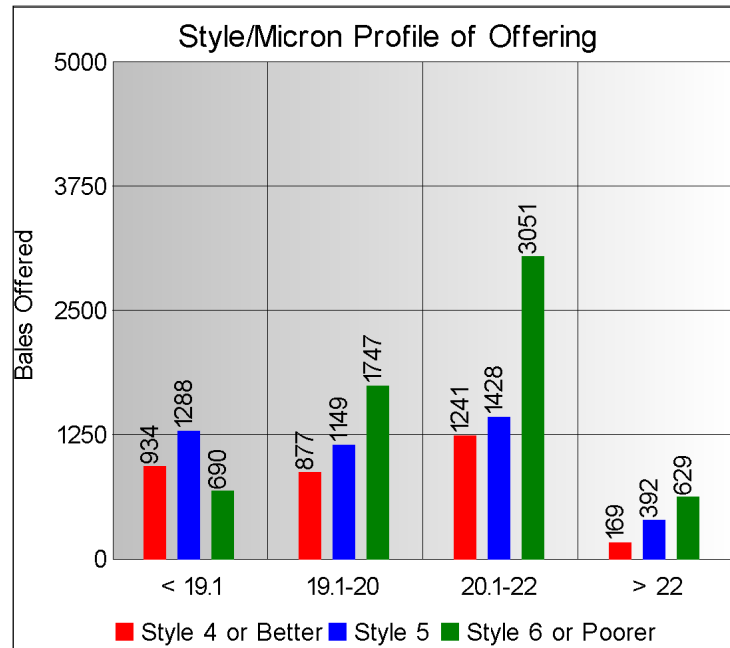
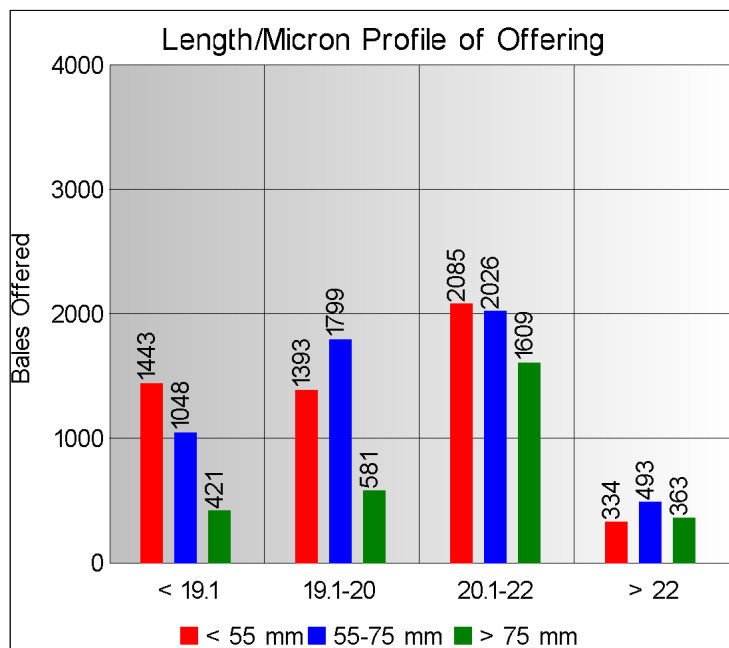
SA Merino Indicator				Buyers			
Indicator Unit	Current Sale	Last Sale	Change	Company	Bales Purchased This Week	% of Purchases	Total Bales Purchased This Season
# SA c/kg	21524	21648	-0.6%	G Modiano SA	4801	35.3%	54121
Ave. to date (18/19)	22235	22279	-0.2%	Standard Wool SA	3192	23.5%	42861
Ave. to date (17/18)	18450			Lempriere SA	2325	17.1%	21277
US c/kg	1572	1552	1.3%	Tianyu SA	1403	10.3%	25234
Euro c/kg	1378	1355	1.7%	Stucken & Co	802	5.9%	13662
AWEX EMI	1924	1912	0.6%	Segard Masurel SA	399	2.9%	5433
Exchange Rates				New England Wool SA	133	1.0%	1685
Currency Unit	This Week	Previous Week	% Change	H Dawson Sons & Co			
R/USD	13.6956	13.9480	1.8%				
R/Euro	15.6161	15.9794	2.3%				
R/AUD	9.8486	9.9880	1.4%				
USD/AUD	0.7194	0.7162	-0.4%				

## Analysis of Offerings by Broker This Week (Bales)

Broker	Merino Fleeces	Merino Bellies	Merino Lambs	Merino Backs	Merino Locks	* Other	Total	% Sold
BKB	3833	589	493	0	337	1516	6768	97.4%
CMW	1557	338	271	296	241	703	3406	97.9%
JLW	112	31	21	0	5	73	242	100.0%
MAS	524	106	35	0	75	286	1026	86.4%
QWB	669	93	111	0	64	294	1231	88.1%
SBL	157	20	21	0	23	34	255	97.7%
VLW	433	63	58	0	45	68	667	99.3%
<b>Total</b>	<b>7285</b>	<b>1240</b>	<b>1010</b>	<b>296</b>	<b>790</b>	<b>2974</b>	<b>13595</b>	<b>96.0%</b>

# SA Merino Indicator includes Merino types comparable to international indicators.  
 ## Cape Wools All Wool Indicator, includes all white wool sold at auction.

\* crossbred, coarse and coloured, inferior



## \* Seasonal Receipts Declared

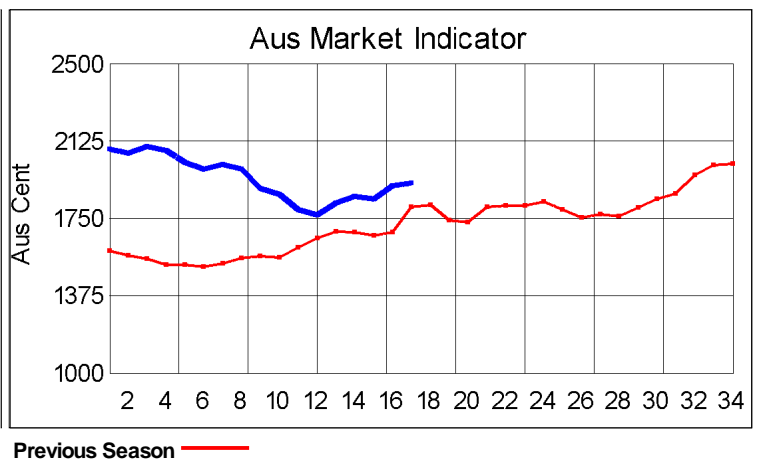
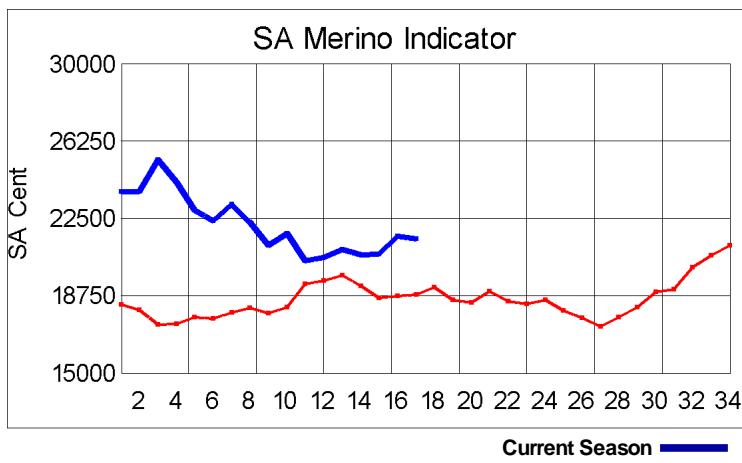
2018/19 Declared Receipts : 23 December 2018

29,130,765.4

2018/19 Declared Receipts : 13 January 2019

29,650,374.6

Percentage Change (Year-on-Year) : -9.53



Current Season █ Previous Season █

**Average Fleece Wool Prices (c/kg. clean)**  
**Spinners and Good Topmaking Styles (AWEX Types MF4 and MF5)**

Micron	100+mm	90mm	80mm	70mm	60mm	50mm	40mm	30mm	20mm	10mm
18.0			24883	24361	22614	22293	20004			
18.5			23909	23861	22950	21340	20402			
19.0			23368	23089	22465	20773	19553			
19.5			22939	22776	22134	21401	18208			
20.0			22291	22017	21736	21042	17301			
20.5			22037	21933	21561	20302	15576			
21.0			21953	21856	21148	19539	17517			
21.5			21841	21497	21198					
22.0			21668	21645						
22.5			21300							
23.0			21056							
23.5										
24.0										

\* Based on a minimum of 3 lots sold per category

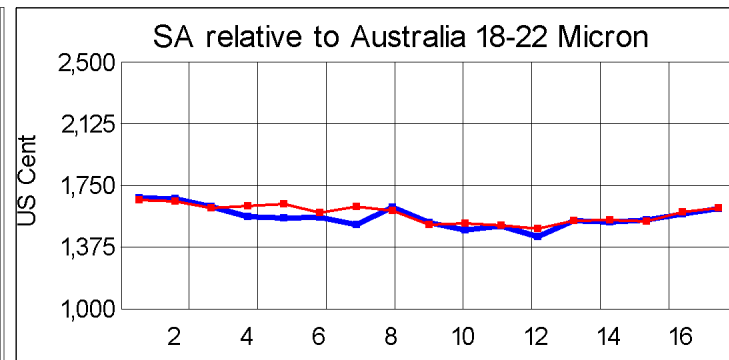
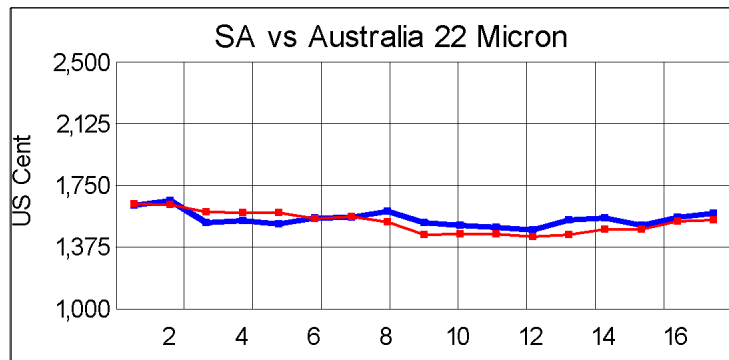
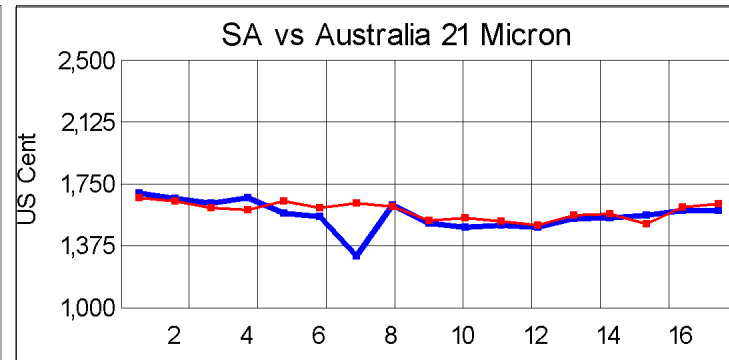
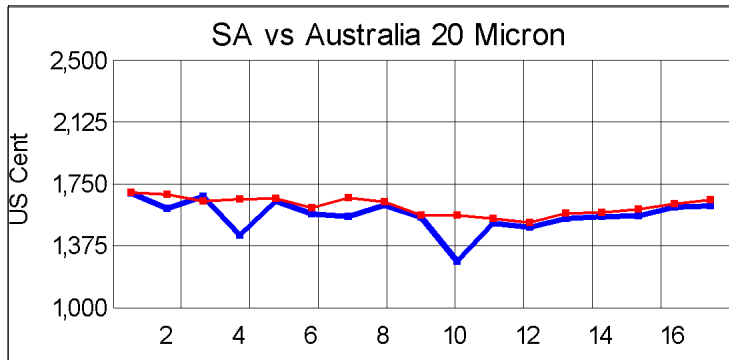
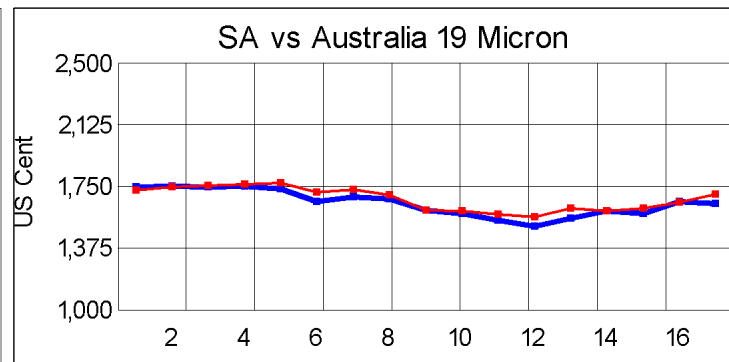
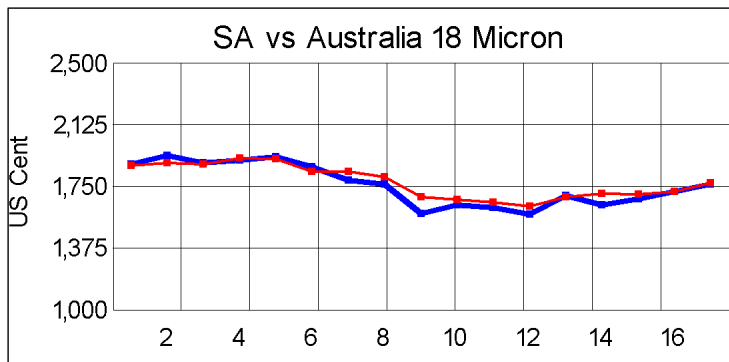
**Average Topmaking Styles (AWEX MF6)**

Micron	100+mm	90mm	80mm	70mm	60mm	50mm	40mm	30mm	20mm	10mm
18.0										
18.5										
19.0				22383						
19.5				21706		19338	18132			
20.0			21890							
20.5			21808	21384	20615					
21.0			20912	21255						
21.5			21198	21083						
22.0										
22.5										
23.0										
23.5										
24.0										

\* Based on a minimum of 3 lots sold per category

**Other Selected Types/Qualities**

	Long			Medium		
<u>Good Quality</u>	19μ	20μ	21μ	19μ	20μ	21μ
Lambswool	22433	21428	21341	18280	18787	
Bellies	21587	20682	19730	18401	17396	16446
Locks				15478	11745	10661
<u>Average Quality</u>						
Lambswool	22074	20598		18698	18987	
Bellies	20184	19658		17301	16110	14971
Locks				12664	12118	10165
<u>Inferior Quality</u>						
Fleecewool	21545	19600	18415	20140	17545	16050
Lambswool				15779		
Bellies	21106	18477	16339	16375	15689	14767
Locks		14487		10606	10200	5953



— SA in USc  
— Aus in USc

— SA in USc  
— Aus in USc

## Market Commentary

### WOOL MARKET -0,6% LOWER

Port Elizabeth - The wool market remained almost unchanged at this week's auction and the Cape Wools Merino Indicator decreased by 0,6% and by 124 points to close at a value of R215,24 (Clean). The Australian EMI gained 0,6% this week. The Cape Wools All Wool Indicator lost by -0,2%.

The market maintained its levels when compared to last week despite a large offering of approximately 13 000 bales. The inferior wools were slightly easier whereas the longer, well grown wools were keenly sought after and were dearer on the day. There were a few RWS(Responsible Wool Standard) certified clips on offer and they attracted premiums over similarly styled wools.

This week saw the Rand at R13,70 to the US Dollar and R15,62 to the Euro. The Rand was 1,8% stronger against the US Dollar and 2,3% stronger against the Euro compared with the average rate at the previous sale. The offering comprised 13 595 bales of which 96,0% was sold. Major traders were G Modiano SA (4 801), Standard Wool SA (3 192), Lempriere SA (2 325) and Tianyu SA (1 403).

The average clean prices for the selection within the different micron categories for good top-making (MF5), long fleeces were as follows: 18,0 microns increased 1,1% to close at R242,92/kg; 18,5 microns moved 1,3% up to close at R242,19/kg; 19 microns gained 1,2% to close at R233,85/kg; 19,5 microns strengthened by 1,6% to close at R233,84/kg; 20 microns was 0,3% weaker to close at R227,00/kg; 20,5 microns lost 0,6% to close at R224,84/kg; 21,0 microns lost 0,3% to close at R223,76/kg; 21,5 microns tumbled by 0,6% to close at R215,73/kg; 22 microns fell 1,3% to close at 211,03/kg and 22,5 microns declined by 2,2% to close at R210,01/kg.

The next sale is scheduled for 23 January 2019 where approximately ± 8 931 bales will be on sale.

\*The detailed Seasonal Receivals Declared Report can be viewed at [www.capewools.co.za](http://www.capewools.co.za)