

National Weekly Wool Market Report

Season: 2013/2014

Sale Date: 2 April 2014



CAPE WOOLS SA

Tel: 27-41-4844301

Fax: 27-41-4846792

E-mail: stats@capewools.co.za

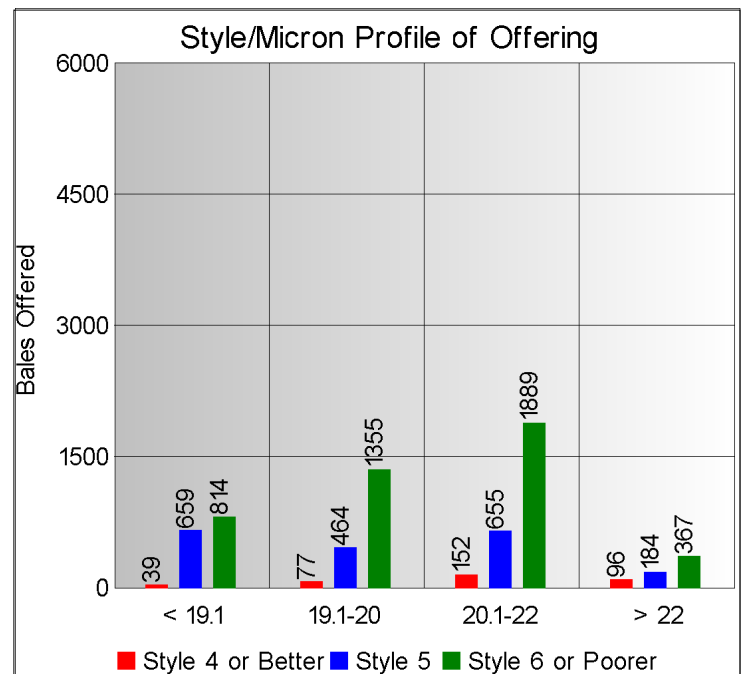
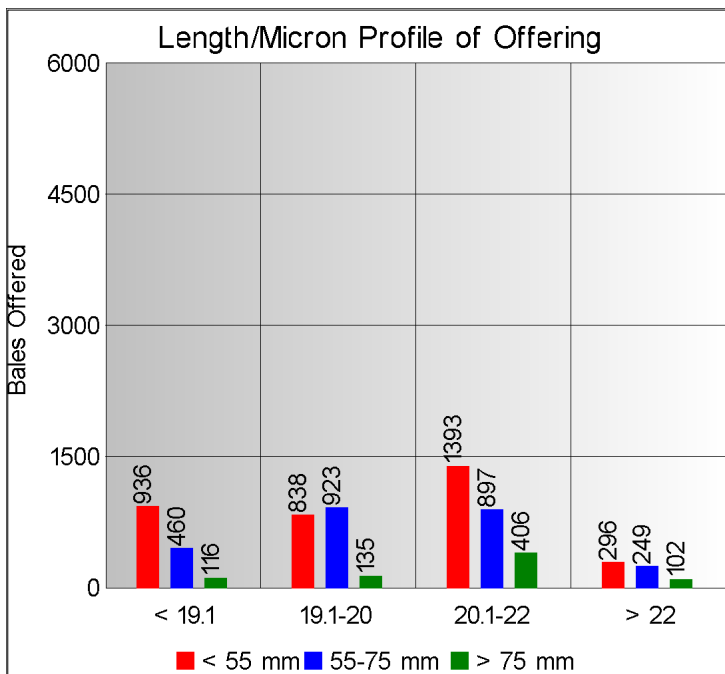
Website: www.capewools.co.za

Market Indicators				Buyers			
Indicator Unit	Current Sale	Last Sale	Change	Company	Bales Purchased This Week	% of Purchases	Total Bales Purchased This Season
SA c/kg	10473	10859	-3.6%	Lempriere SA	2166	32.1%	64446
Ave. to date (12/13)	11393	11428	-0.3%	Standard Wool SA	1446	21.4%	70985
Ave. to date (11/12)	10230			Stucken & Co	1217	18.0%	38018
US c/kg	990	1016	-2.5%	G Modiano SA	732	10.8%	58895
Euro c/kg	717	736	-2.5%	Segard Masurel SA	312	4.6%	14243
AWEX EMI	993	1019	-2.6%	Infinite Wool SA	279	4.1%	14061
Exchange Rates				H Dawson Sons & Co	278	4.1%	6793
Currency Unit	This Week	Previous Week	% Change	Chargeurs Wool SA	96	1.4%	2860
R/USD	10.5793	10.6912	1.0%	New England Wool SA	22	0.3%	2147
R/Euro	14.5992	14.7576	1.1%				
R/AUD	9.7767	9.8507	0.8%				
USD/AUD	0.9240	0.9215	-0.3%				

Analysis of Offerings by Broker This Week (Bales)

Broker	Merino Fleeces	Merino Bellies	Merino Lambs	Merino Backs	Merino Locks	* Other	Total	% Sold
BKB	2070	482	622	599	362	1246	5381	97.9%
CMW	569	134	168	115	142	242	1370	93.6%
MAS	0	0	0	0	0	0	0	
SBL	0	0	0	0	0	0	0	
VLW	0	0	0	0	0	0	0	
Total	2639	616	790	714	504	1488	6751	97.0%

* Crossbred types, Coarse and Coloured and Inferior



Receipts 2012/2013 Season

Season to Date (Kg.)

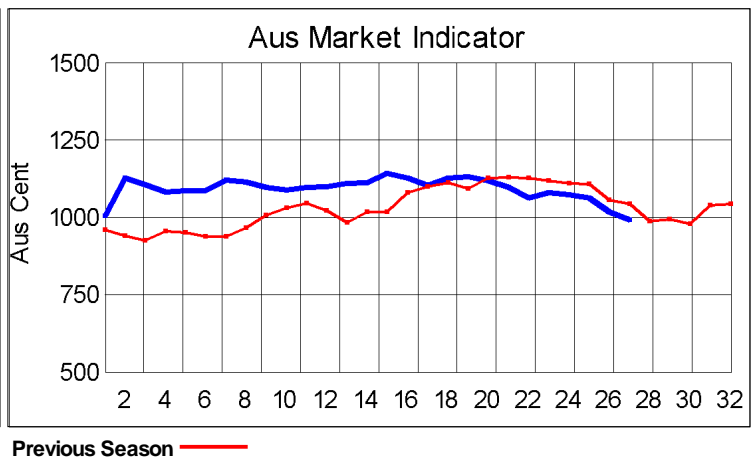
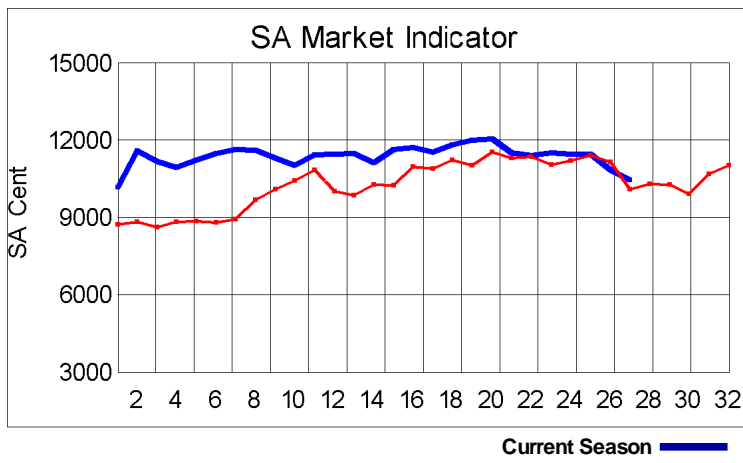
45,147,457.6

Previous Season to Date

43,004,603.3

Percentage Change:

4.98%



Current Season — Previous Season

**Average Fleece Wool Prices (c/kg. clean)
Spinners and Good Topmaking Styles (AWEX Types MF4 and MF5)**

Micron	100+mm	90mm	80mm	70mm	60mm	50mm	40mm	30mm	20mm	10mm
18.0					11256		10132			
18.5			11489	11409	11099					
19.0			11307	11108	10831	10182	9738			
19.5				10903	10552	10047	9115			
20.0		10834	10758	10653		9894	9260			
20.5				10680	10470					
21.0				10675		9853	8766			
21.5			10783	10785	10331	9596				
22.0			10825	10812			8982			
22.5										
23.0										
23.5			9997							
24.0										

* Based on a minimum of 3 lots sold per category

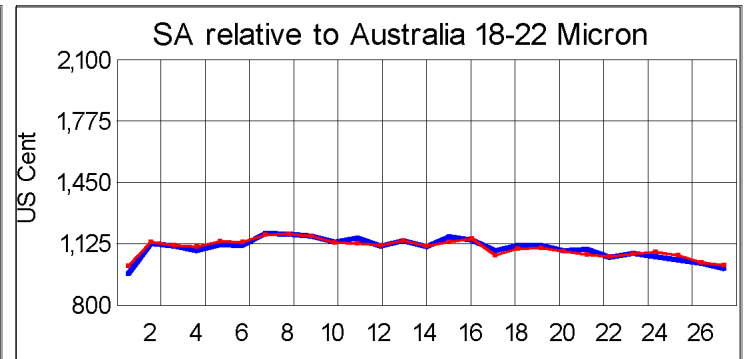
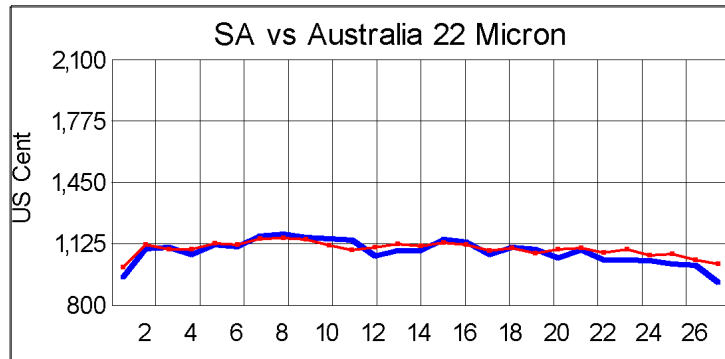
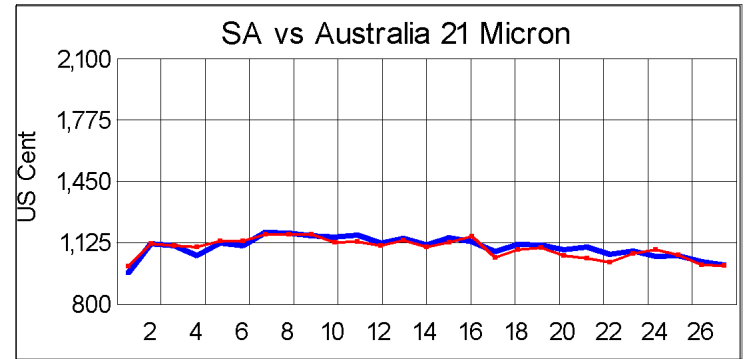
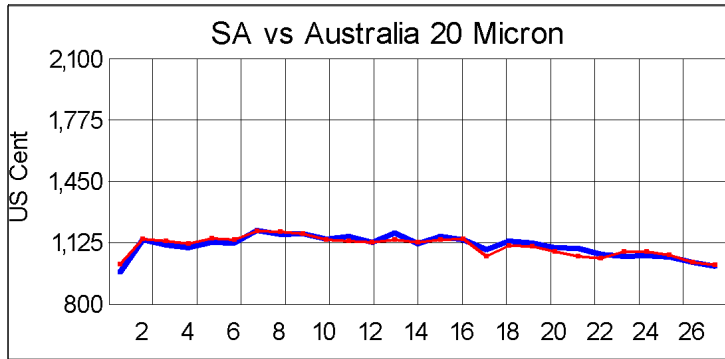
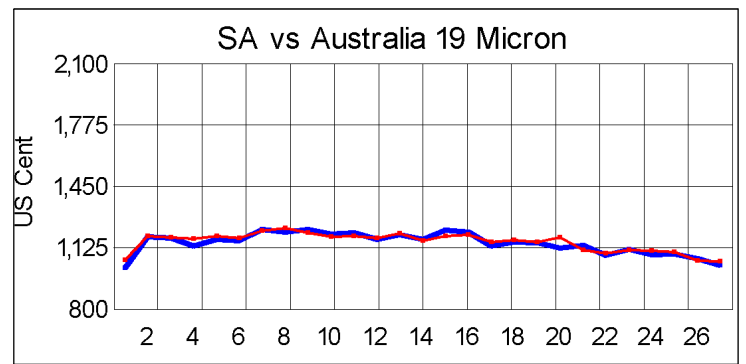
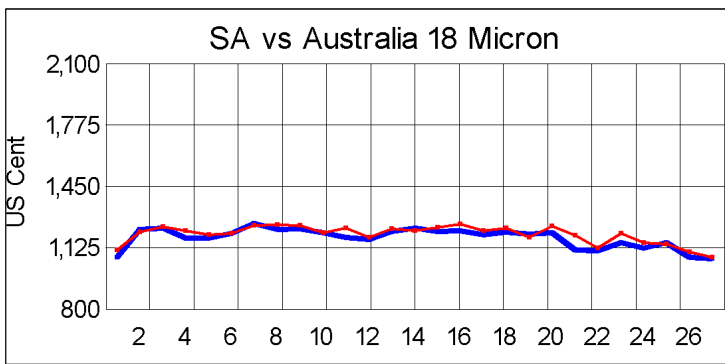
Average Topmaking Styles (AWEX MF6)

Micron	100+mm	90mm	80mm	70mm	60mm	50mm	40mm	30mm	20mm	10mm
18.0										
18.5								8111		
19.0										
19.5										
20.0					10224					
20.5							8526			
21.0										
21.5										
22.0										
22.5										
23.0										
23.5										
24.0										

* Based on a minimum of 3 lots sold per category

Other Selected Types/Qualities

	Long			Medium		
	19μ	20μ	21μ	19μ	20μ	21μ
Good Quality						
Lambswool	10952	10708		9703	9359	10076
Bellies			9056			
Locks				8163	7746	7838
Average Quality						
Lambswool	10436	10347	10275	9917	9829	7760
Bellies				9261	8847	
Locks	7216			7990	7063	
Inferior Quality						
Fleecewool	10184	10079	8759	9908		
Lambswool	10161	10344				
Bellies				8270	8543	7414
Locks		7178		7413	7089	6374



— SA in USc
— Aus in USc

— SA in USc
— Aus in USc

Market Commentary

MARGINAL DROP IN WOOL PRICES

Port Elizabeth - The continued difficult demand conditions affected this week's wool sale and the Cape Wools Merino indicator dropped 3,6% compared with the previous sale last week to close at R104,73/kg (clean). This is 2,7% higher compared to the opening sale of this season and 3,6% higher compared to the corresponding sale of the previous season.

Weak demand and a slightly stronger rand against the US dollar weighed on wool prices, with good quality wool being least affected. Local traders attribute the weak demand to the tightening of lending by China's major banks which also affects business confidence. Traders remain optimistic that the market will improve due to the smaller offerings over the remainder of the current season.

The sale resulted in a 96% clearance of the 6 751 bales on offer.

The rand on the day traded 1% stronger at R10,58 against the US dollar, compared with last week's average rate and gained 1,1% against the euro at R14,60.

The most active traders were Lempriere SA (2 166), Standard Wool SA (1 446) and Stucken & Co (1 217).

The average clean prices for the selection within the different categories good top -making (MF5), 70 -90mm and VM <=2% were as follows: 18 microns were down by 3,5% to close at R113,94/kg, 18,5 microns weakened by 3,4% to R112,97/kg, 19 microns sheds 1,6% to close at R111,49/kg, 19,5 microns dropped with 2,9% to close at R107,51/kg, 20 microns lost 2,3% to close at R106,72/kg and 21 microns decreased with 1,3% to close at R106,58/kg.

The next sale is scheduled for 9 April where approximately 6 000 bales will be on offer.