

# National Weekly Wool Market Report

Season: 2018/2019

Sale Date: 20 & 21 November 2018



CAPE WOOLS SA

Tel: 27-41-4844301  
 Fax: 27-41-4846792  
 E-mail: stats@capewools.co.za  
 Website: www.capewools.co.za

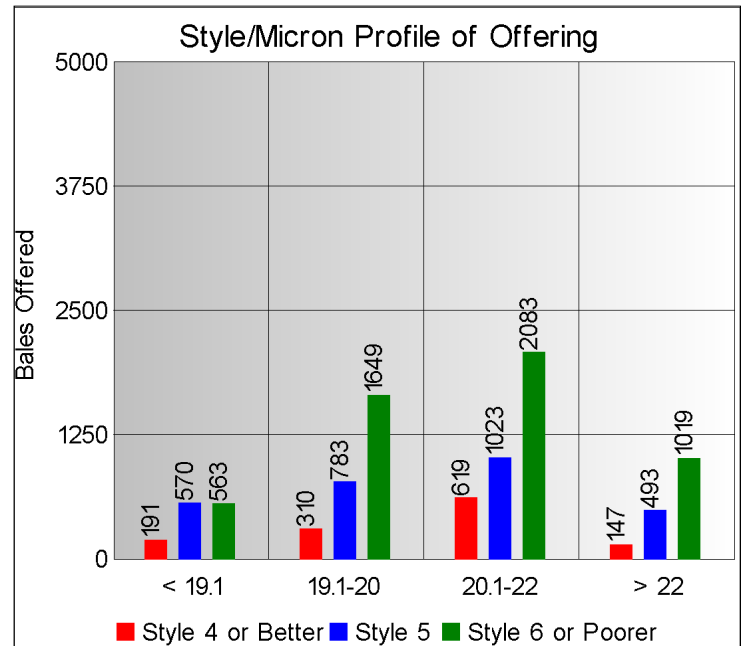
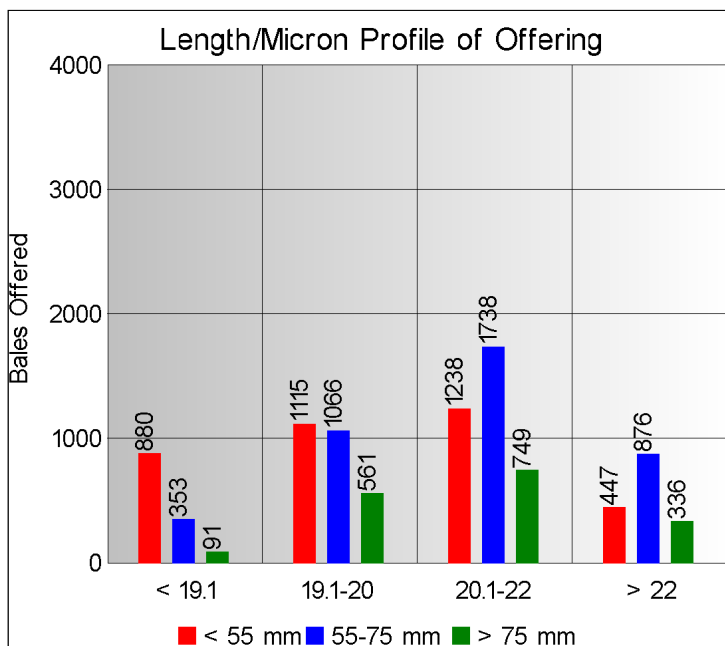
SA Merino Indicator				Buyers			
Indicator Unit	Current Sale	Last Sale	Change	Company	Bales Purchased This Week	% of Purchases	Total Bales Purchased This Season
# SA c/kg	21012	20614	1.9%	Standard Wool SA	2710	28.7%	29842
Ave. to date (18/19)	22559	22687	-0.6%	G Modiano SA	2525	26.7%	37686
Ave. to date (17/18)	18335			Tianyu SA	1372	14.5%	18834
US c/kg	1500	1433	4.7%	Lempriere SA	1316	13.9%	13700
Euro c/kg	1317	1270	3.7%	Stucken & Co	875	9.3%	10565
AWEX EMI	1827	1768	3.3%	Segard Masurel SA	397	4.2%	3980
Exchange Rates				New England Wool SA	25	0.3%	1533
Currency Unit	This Week	Previous Week	% Change	H Dawson Sons & Co			
R/USD	14.0072	14.3839	2.6%				
R/Euro	15.9560	16.2321	1.7%				
R/AUD	10.1342	10.3695	2.3%				
USD/AUD	0.7226	0.7212	-0.2%				

## Analysis of Offerings by Broker This Week (Bales)

Broker	Merino Fleeces	Merino Bellies	Merino Lambs	Merino Backs	Merino Locks	* Other	Total	% Sold
BKB	3291	624	405	0	384	1890	6594	97.2%
CMW	1539	232	356	148	124	457	2856	98.3%
JLW	0	0	0	0	0	0	0	
MAS	0	0	0	0	0	0	0	
QWB	0	0	0	0	0	0	0	
SBL	0	0	0	0	0	0	0	
VLW	0	0	0	0	0	0	0	
<b>Total</b>	<b>4830</b>	<b>856</b>	<b>761</b>	<b>148</b>	<b>508</b>	<b>2347</b>	<b>9450</b>	<b>97.6%</b>

# SA Merino Indicator includes Merino types comparable to international indicators.  
 ## Cape Wools All Wool Indicator, includes all white wool sold at auction.

\* crossbred, coarse and coloured, inferior

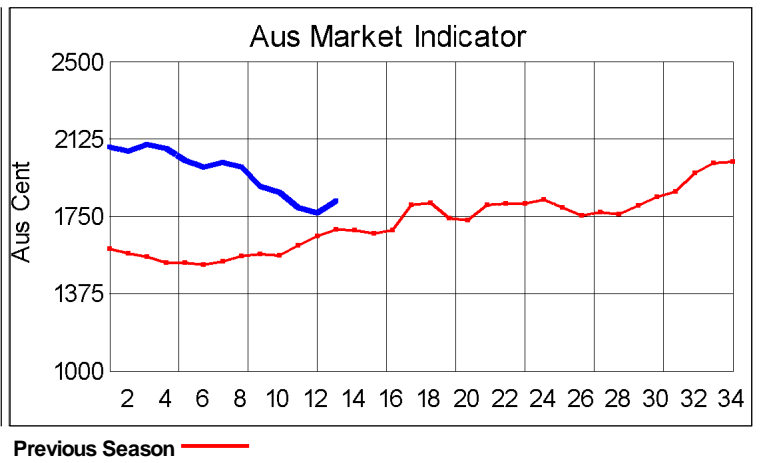
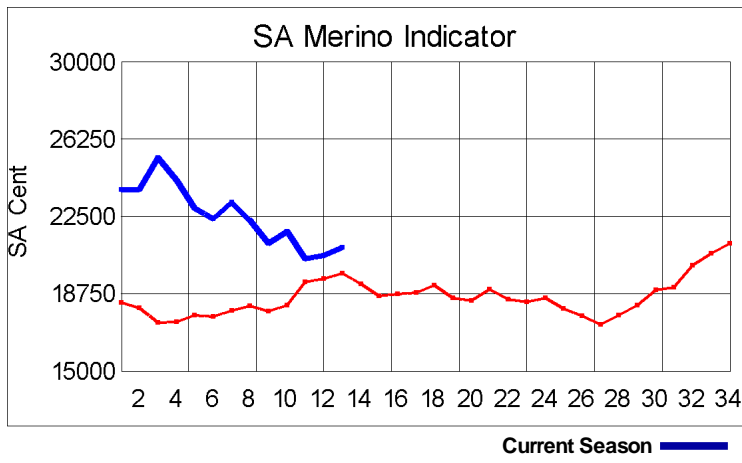


## \* Seasonal Receipts Declared

2018/19 Declared Receipts : 28 October 2018 17,696,479.2

2018/19 Declared Receipts : 18 November 2018 22,554,444.0

Percentage Change (Year-on-Year) : -10.13



Current Season — Previous Season —

**Average Fleece Wool Prices (c/kg. clean)**  
**Spinners and Good Topmaking Styles (AWEX Types MF4 and MF5)**

Micron	100+mm	90mm	80mm	70mm	60mm	50mm	40mm	30mm	20mm	10mm
18.0					21760	21324	19604			
18.5				23123	22045	20450	18644			
19.0			22307	22317	22151	19822	18691			
19.5			22348	21718	21355	19822	18083			
20.0			21587	21300	20931	19249	17828			
20.5			21513	21261	20866	19043	17481			
21.0			21296	21216	20465	19508	17405			
21.5			21232		20726	18635				
22.0			21158		20310					
22.5			21097		19757					
23.0			20974			17765				
23.5										
24.0										

\* Based on a minimum of 3 lots sold per category

**Average Topmaking Styles (AWEX MF6)**

Micron	100+mm	90mm	80mm	70mm	60mm	50mm	40mm	30mm	20mm	10mm
18.0										
18.5										
19.0										
19.5						19051				
20.0					19617	18728				
20.5			20278	20452						
21.0				20550						
21.5										
22.0										
22.5										
23.0										
23.5										
24.0										

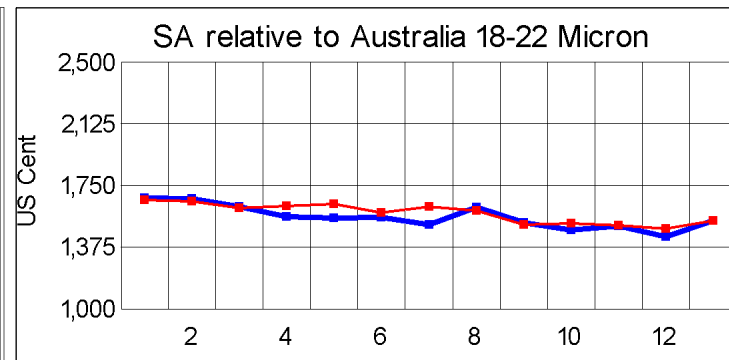
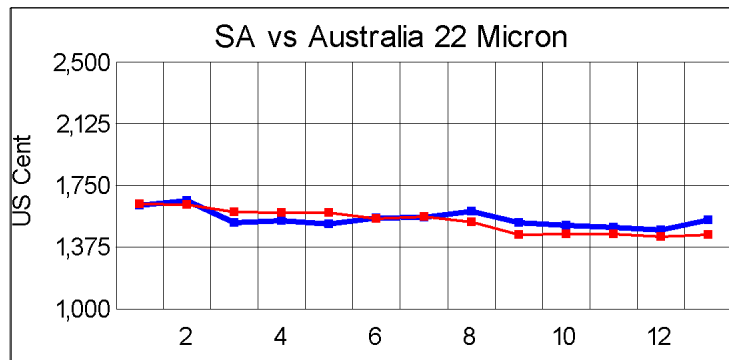
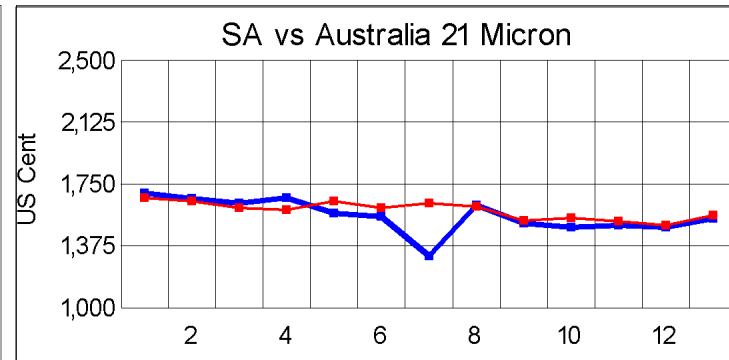
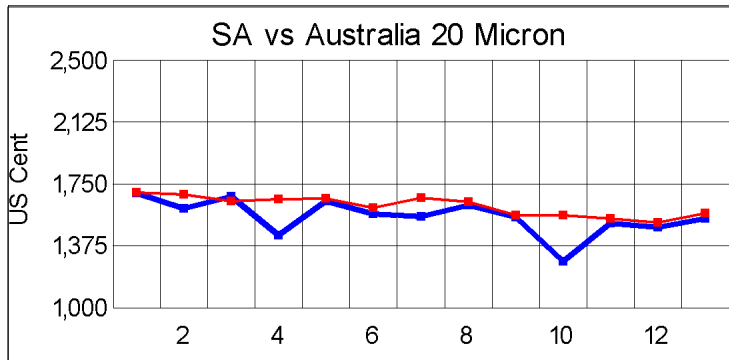
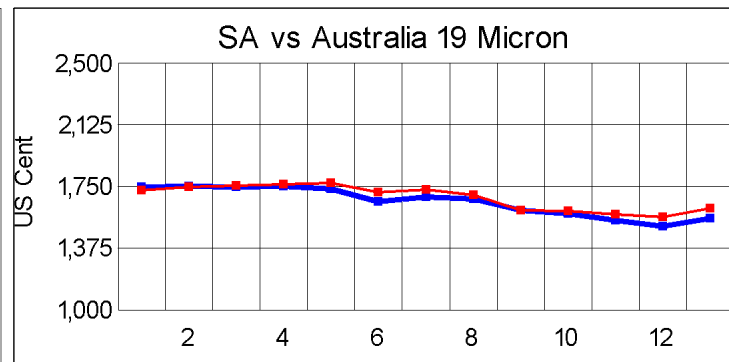
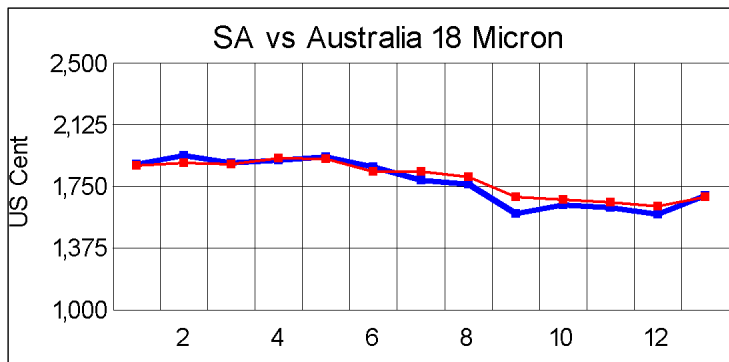
\* Based on a minimum of 3 lots sold per category

**Other Selected Types/Qualities**

Long

Medium

	19μ	20μ	21μ	19μ	20μ	21μ
<b>Good Quality</b>						
Lambswool	21901	21336		18354	16911	16125
Bellies	20660			17039	16159	12751
Locks				13620	14446	
<b>Average Quality</b>						
Lambswool	21612	19625		17258	15545	11639
Bellies	20723	19457	18178	16576	14284	8435
Locks				11341	9953	8722
<b>Inferior Quality</b>						
Fleecewool	21167	19326	19332	19683		
Lambswool		20211		18428		
Bellies	19636		18064	16823	13072	
Locks				8178	6701	8140



— SA in USc  
— Aus in USc

— SA in USc  
— Aus in USc

## Market Commentary

### WOOL MARKET 1,9% HIGHER

Port Elizabeth - The wool market traded higher at this week's auction and the Cape Wools Merino Indicator increased by 1,9% and by 398 points to close at a value of R210,12/kg (Clean). The Australian EMI increased 3,3% this week. The Cape Wools All Wool Indicator increased by 1,8%.

The wool market traded slightly higher today despite the stronger Rand and primarily due to the continued good demand for long and fine Merino wool. Receivals at broker stores are still markedly down. Standard Wool bought the most bales at the auction today, closely followed by Modiano.

This week saw the Rand at R14,01 to the US Dollar and R15,96 to the Euro. The Rand was 2,6% stronger against the US Dollar and 1,7% stronger against the Euro compared with the average rate at the previous sale. The offering comprised 9 450 bales of which 97,5% was sold. Major traders were Standard Wool SA (2 710), Modiano (2 525), Tianyu SA (1 372) and Lempriere SA (1 310).

The average clean prices for the selection within the different micron categories for good top-making (MF5), long fleeces were as follows: 18 microns increased 0,7% to close at R236,75/kg; 18,5 microns moved 0,5% up to close at R236,08/kg; 19 microns gained 0,8% to close at R226,98/kg; 19,5 microns strengthened by 1,6% to close at R225,94/kg; 20 microns was 1,2% stronger to close at R220,93/kg; 20,5 microns won 1,9% to close at R220,88/kg; 21 microns recovered 1,2% to close at R218,66/kg; 21,5 microns improved by 0,4% to close at R210,73/kg; 22 microns decreased by 1,2% to close at 204,88/kg and 22,5 microns declined by 2,1% to close at R203,77/kg.

The next sale is scheduled for 28 November 2018 where approximately ±13 280 bales will be on sale.

\*The detailed Seasonal Receivals Declared Report can be viewed at [www.capewools.co.za](http://www.capewools.co.za)