

National Weekly Wool Market Report

Season: 2018/2019

Sale Date: 24 October 2018



CAPE WOOLS SA

Tel: 27-41-4844301
 Fax: 27-41-4846792
 E-mail: stats@capewools.co.za
 Website: www.capewools.co.za

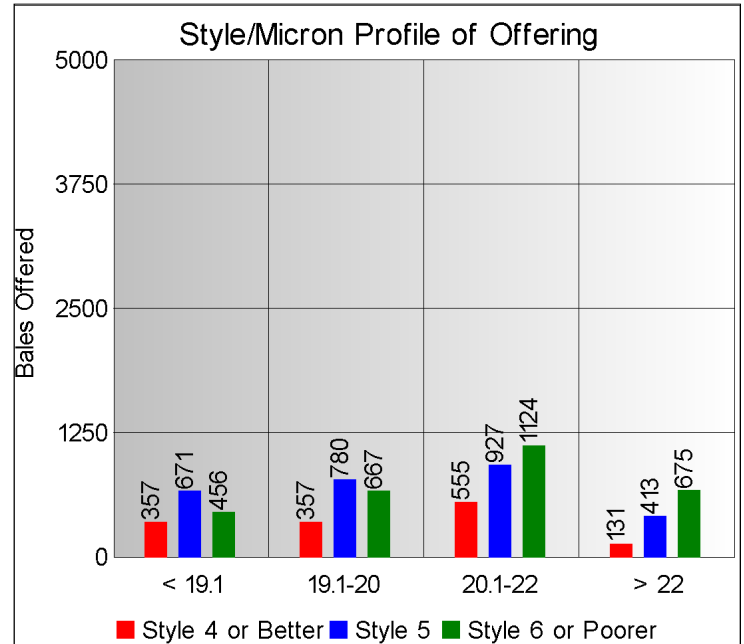
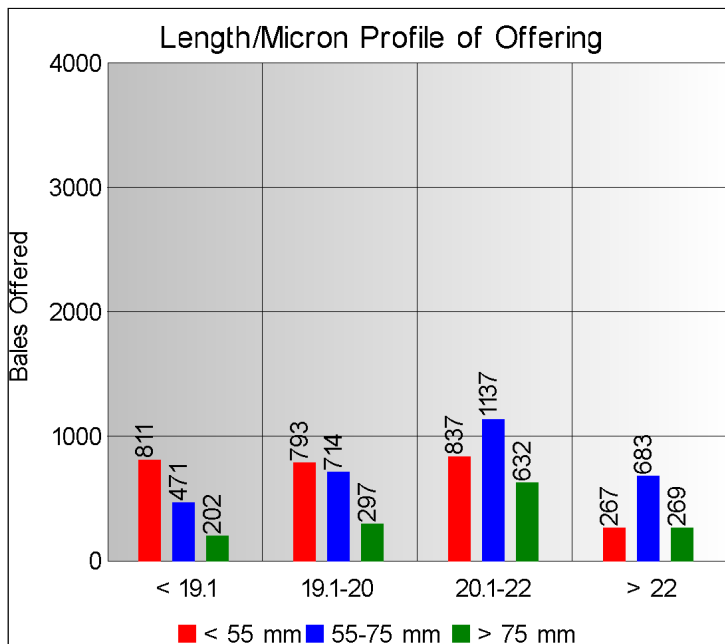
SA Merino Indicator				Buyers			
Indicator Unit	Current Sale	Last Sale	Change	Company	Bales Purchased This Week	% of Purchases	Total Bales Purchased This Season
# SA c/kg	21214	22324	-5.0%	G Modiano SA	2263	31.8%	24338
Ave. to date (18/19)	23265	23522	-1.1%	Standard Wool SA	1559	21.9%	18847
Ave. to date (17/18)	17887			Tianyu SA	1008	14.2%	11966
US c/kg	1486	1570	-5.4%	Lempriere SA	870	12.2%	8240
Euro c/kg	1301	1360	-4.3%	Stucken & Co	507	7.1%	8001
AWEX EMI	1898	1991	-4.7%	Segard Masurel SA	54	0.8%	2278
Exchange Rates				New England Wool SA	46	0.7%	1324
Currency Unit	This Week	Previous Week	% Change	H Dawson Sons & Co			
R/USD	14.2787	14.2176	-0.4%				
R/Euro	16.3037	16.4190	0.7%				
R/AUD	10.1258	10.1374	0.1%				
USD/AUD	0.7089	0.7133	0.6%				

Analysis of Offerings by Broker This Week (Bales)

Broker	Merino Fleeces	Merino Bellies	Merino Lambs	Merino Backs	Merino Locks	* Other	Total	% Sold
BKB	3197	461	385	0	355	551	4949	84.4%
CMW	1140	217	238	115	198	256	2164	98.4%
JLW	0	0	0	0	0	0	0	
MAS	0	0	0	0	0	0	0	
QWB	0	0	0	0	0	0	0	
SBL	0	0	0	0	0	0	0	
VLW	0	0	0	0	0	0	0	
Total	4337	678	623	115	553	807	7113	88.7%

SA Merino Indicator includes Merino types comparable to international indicators.
 ## Cape Wools All Wool Indicator, includes all white wool sold at auction.

* crossbred, coarse and coloured, inferior



* Seasonal Receipts Declared

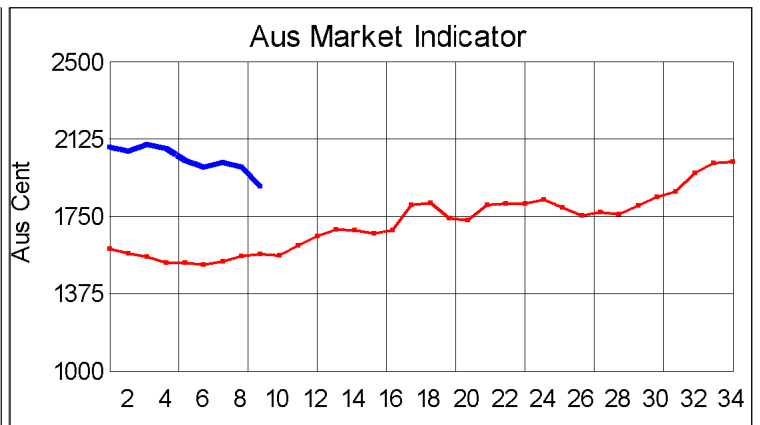
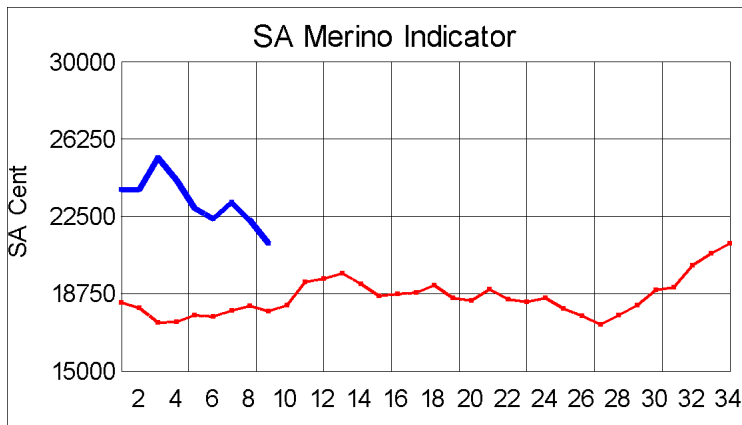
2018/19 Declared Receipts : 30 September 2018

11,031,084.9

2018/19 Declared Receipts : 21 October 2018

14,984,832.1

Percentage Change (Year-on-Year) : -12.88



Current Season — Previous Season —

Average Fleece Wool Prices (c/kg. clean)
Spinners and Good Topmaking Styles (AWEX Types MF4 and MF5)

Micron	100+mm	90mm	80mm	70mm	60mm	50mm	40mm	30mm	20mm	10mm
18.0			24644	24062	22938	22497	20957			
18.5			23722	23696	22964	21825	20190			
19.0			22914	22732	22030	21189	18100			
19.5			22319	22080	21167	20296	18576			
20.0			21748	21424	20747	19775	17815			
20.5			21530	21278	20510	19444	17449			
21.0			21556	21091	20339	19216	16252			
21.5			21418		20345	19383				
22.0				20662	20464					
22.5										
23.0				20626						
23.5										
24.0										

* Based on a minimum of 3 lots sold per category

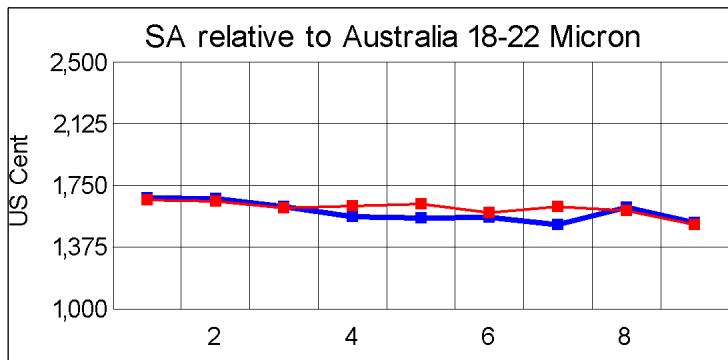
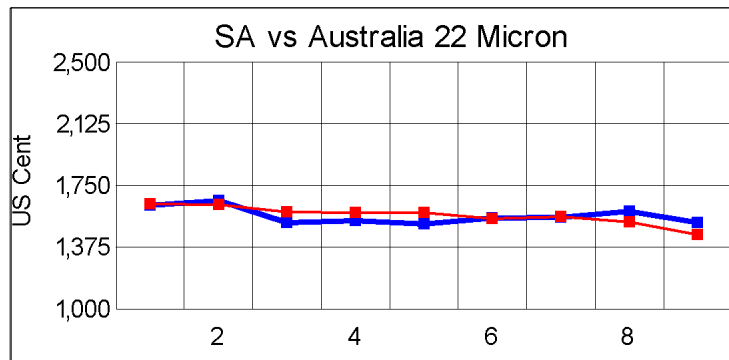
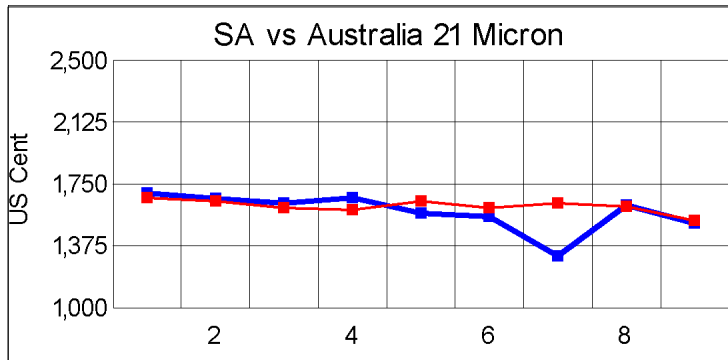
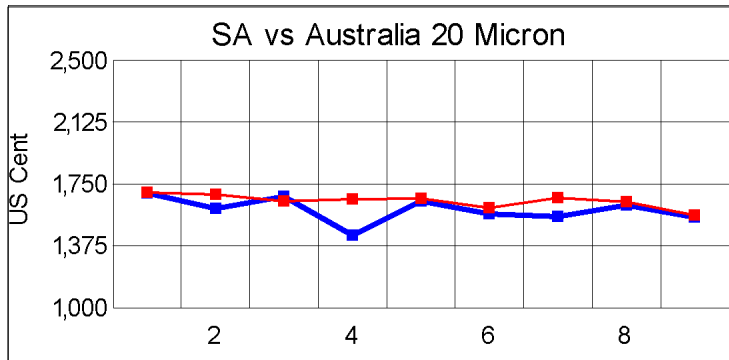
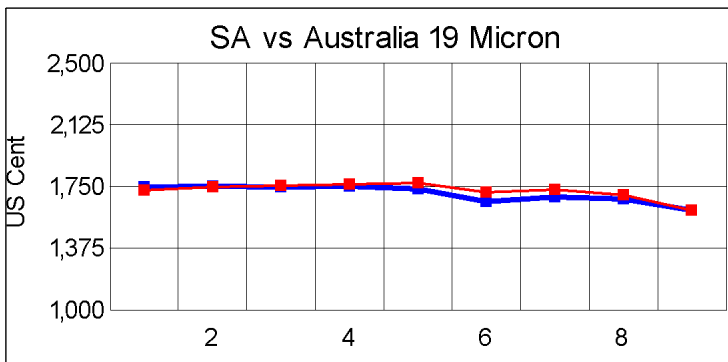
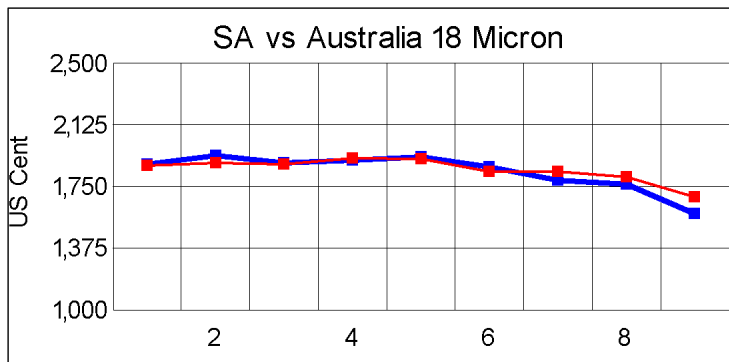
Average Topmaking Styles (AWEX MF6)

Micron	100+mm	90mm	80mm	70mm	60mm	50mm	40mm	30mm	20mm	10mm
18.0										
18.5										
19.0										
19.5										
20.0										
20.5			20954	20584	18760					
21.0			21055							
21.5										
22.0										
22.5										
23.0										
23.5										
24.0										

* Based on a minimum of 3 lots sold per category

Other Selected Types/Qualities

	Long			Medium		
	19μ	20μ	21μ	19μ	20μ	21μ
Good Quality						
Lambswool	22409	21714		16935	16103	17022
Bellies	21890			18594	19298	18012
Locks				14474	15785	
Average Quality						
Lambswool	22381			18717	16353	
Bellies	21509	19824		17736	15056	15039
Locks				13039	11590	15228
Inferior Quality						
Fleecewool	20239	19532	18588	19601	13999	
Lambswool	21082	21202		17194		
Bellies	19029	19261		16389	16422	17583
Locks				11022	10572	



— SA in USc
— Aus in USc

— SA in USc
— Aus in USc

Market Commentary

WOOL MARKET 5,0% LOWER

Port Elizabeth - The wool market traded lower at this week's auction and the Cape Wools Merino Indicator decreased by 5,0% and by 1,110 points to close at a value of R212,14/kg (Clean). The Australian EMI lost 3,7% this week. The Cape Wools All Wool Indicator declined 5,2%.

The wool market continued its decline this week reaching levels as at the end of the previous season due to lower demand for both long and medium length, fine Merino wool. Long wool prices reduced equally across the board whilst medium length fine wool and the shorter lengths were impacted severely. The stronger Rand again negatively influenced pricing. Only 88% of a fair-sized offering was sold.

Modiano bought the most bales at the auction today.

This week saw the Rand at R14,28 to the US Dollar and R16,30 to the Euro. The Rand was 0,4% weaker against the US Dollar and 0,7% stronger against the Euro, compared with the average rate at the previous sale. The offering comprised 7 113 bales of which 88,7% was sold. Major traders were Modiano (2 263), Standard Wool SA (1 559), Tianyu SA (1 008) and Lempriere SA (870).

The average clean prices for the selection within the different micron categories for good top-making (MF5), long fleeces were as follows: 18 microns decreased 6,4% to close at R241,00/kg; 18,5 microns moved 4,9% down to close at R239,55/kg; 19 microns lost 5,3% to close at R229,37/kg; 19,5 microns weakened by 5,3% to close at R228,50/kg; 20 microns was 4,6% weaker to close at R222,97/kg; 20,5 microns lost 5,2% to close at R218,22/kg; 21 microns lost 5,0% to close at R218,28/kg; 21,5 microns decreased by 5,0% to close at R209,49/kg; 22 microns decreased 4,5% to close at 207,73/kg and 22,5 microns was unchanged to close at R216,85/kg.

The next sale is scheduled for 31 October 2018 where approximately ±11 662 bales will be on sale.

*The detailed Seasonal Receivals Declared Report can be viewed at www.capewools.co.za