

National Weekly Wool Market Report

Season: 2018/2019

Sale Date: 10 October 2018



CAPE WOOLS SA

Tel: 27-41-4844301
 Fax: 27-41-4846792
 E-mail: stats@capewools.co.za
 Website: www.capewools.co.za

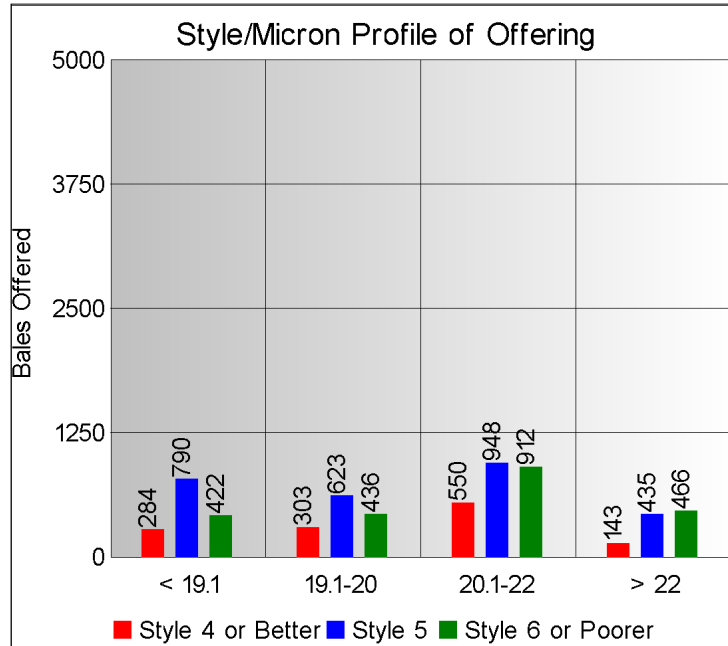
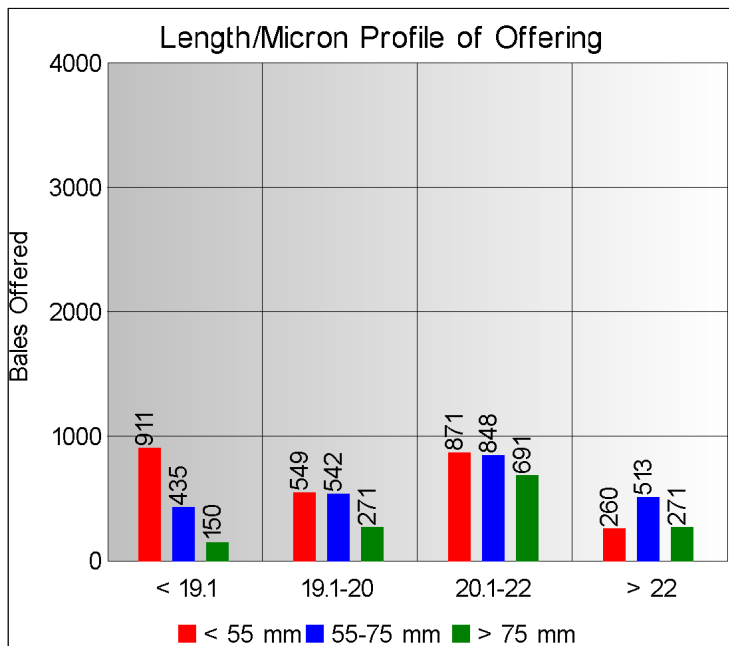
| SA Merino Indicator | | | | Buyers | | | |
|----------------------|--------------|---------------|----------|---------------------|---------------------------|----------------|-----------------------------------|
| Indicator Unit | Current Sale | Last Sale | Change | Company | Bales Purchased This Week | % of Purchases | Total Bales Purchased This Season |
| # SA c/kg | 23216 | 22395 | 3.7% | G Modiano SA | 1861 | 29.5% | 19361 |
| Ave. to date (18/19) | 23693 | 23772 | -0.3% | Standard Wool SA | 1798 | 28.5% | 15637 |
| Ave. to date (17/18) | 17844 | | | Tianyu SA | 885 | 14.0% | 9260 |
| US c/kg | 1589 | 1560 | 1.9% | Stucken & Co | 738 | 11.7% | 6594 |
| Euro c/kg | 1383 | 1349 | 2.5% | Lempriere SA | 319 | 5.1% | 6999 |
| AWEX EMI | 2016 | 1993 | 1.2% | Segard Masurel SA | 311 | 4.9% | 2025 |
| Exchange Rates | | | | New England Wool SA | 23 | 0.4% | 1247 |
| Currency Unit | This Week | Previous Week | % Change | H Dawson Sons & Co | | | |
| R/USD | 14.6063 | 14.3604 | -1.7% | | | | |
| R/Euro | 16.7862 | 16.5984 | -1.1% | | | | |
| R/AUD | 10.3701 | 10.2771 | -0.9% | | | | |
| USD/AUD | 0.7102 | 0.7157 | 0.8% | | | | |

Analysis of Offerings by Broker This Week (Bales)

| Broker | Merino Fleeces | Merino Bellies | Merino Lambs | Merino Backs | Merino Locks | * Other | Total | % Sold |
|--------------|----------------|----------------|--------------|--------------|--------------|------------|-------------|--------------|
| BKB | 2549 | 456 | 394 | 0 | 336 | 393 | 4128 | 91.8% |
| CMW | 1300 | 127 | 289 | 136 | 81 | 251 | 2184 | 98.2% |
| JLW | 0 | 0 | 0 | 0 | 0 | 0 | 0 | |
| MAS | 0 | 0 | 0 | 0 | 0 | 0 | 0 | |
| QWB | 0 | 0 | 0 | 0 | 0 | 0 | 0 | |
| SBL | 0 | 0 | 0 | 0 | 0 | 0 | 0 | |
| VLW | 0 | 0 | 0 | 0 | 0 | 0 | 0 | |
| Total | 3849 | 583 | 683 | 136 | 417 | 644 | 6312 | 94.0% |

SA Merino Indicator includes Merino types comparable to international indicators.
 ## Cape Wools All Wool Indicator, includes all white wool sold at auction.

* crossbred, coarse and coloured, inferior



* Seasonal Receipts Declared

2018/19 Declared Receipts : 16 September 2018

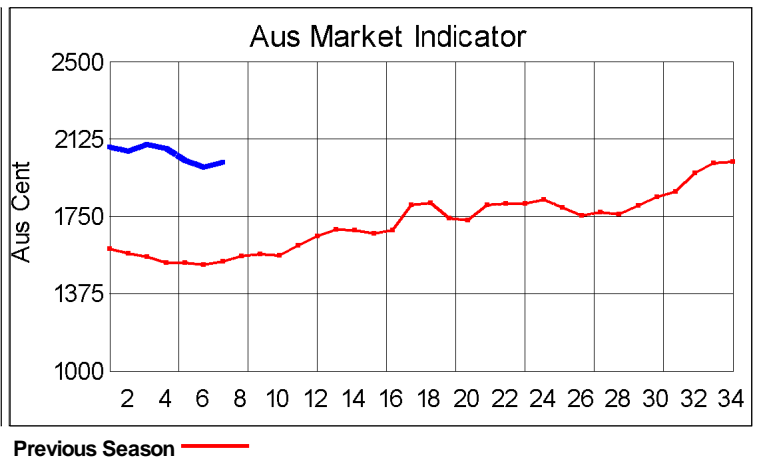
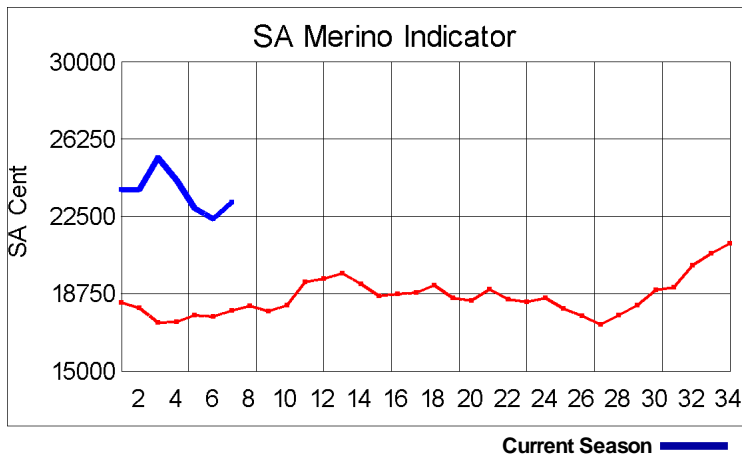
8,791,739.9

Percentage Change (Year-on-Year) :

-8.82

2018/19 Declared Receipts : 07 October 2018

11,744,987.5



Current Season █ Previous Season █

**Average Fleece Wool Prices (c/kg. clean)
Spinners and Good Topmaking Styles (AWEX Types MF4 and MF5)**

| Micron | 100+mm | 90mm | 80mm | 70mm | 60mm | 50mm | 40mm | 30mm | 20mm | 10mm |
|--------|--------|-------|-------|-------|-------|-------|-------|------|------|------|
| 18.0 | | | | 26761 | | 24921 | 22961 | | | |
| 18.5 | | | 25965 | 25717 | 24900 | 23363 | 20939 | | | |
| 19.0 | | | 25047 | 24932 | 24386 | 23310 | 22714 | | | |
| 19.5 | | | 24409 | 24192 | 23272 | 22243 | 21786 | | | |
| 20.0 | | 23661 | 23427 | 23375 | 22977 | 22176 | 20260 | | | |
| 20.5 | | 23421 | 23376 | 23237 | 22957 | 21500 | 18932 | | | |
| 21.0 | | | 23333 | 23119 | 22641 | 21663 | | | | |
| 21.5 | | | 23098 | 23222 | 22473 | 21791 | | | | |
| 22.0 | | | 23076 | | | | | | | |
| 22.5 | | | 22656 | | | | | | | |
| 23.0 | | | 22701 | | | | | | | |
| 23.5 | | | 21004 | | | | | | | |
| 24.0 | | | 20456 | | | | | | | |

* Based on a minimum of 3 lots sold per category

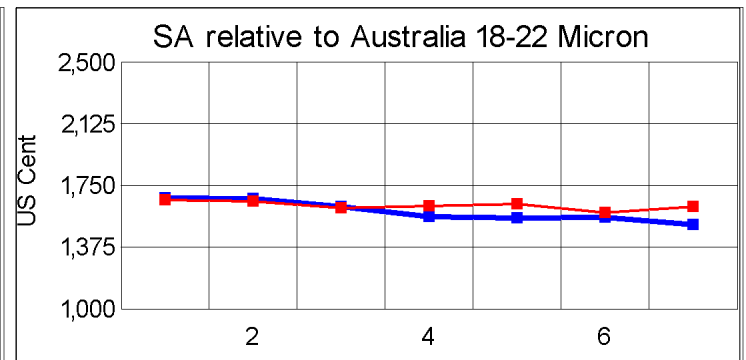
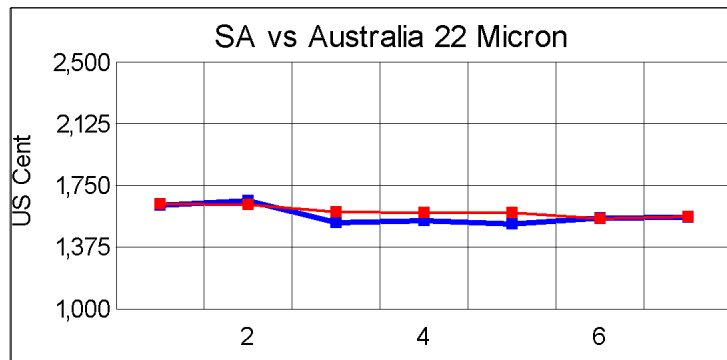
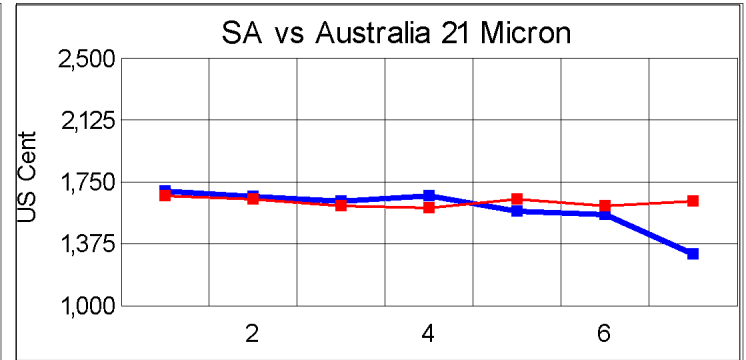
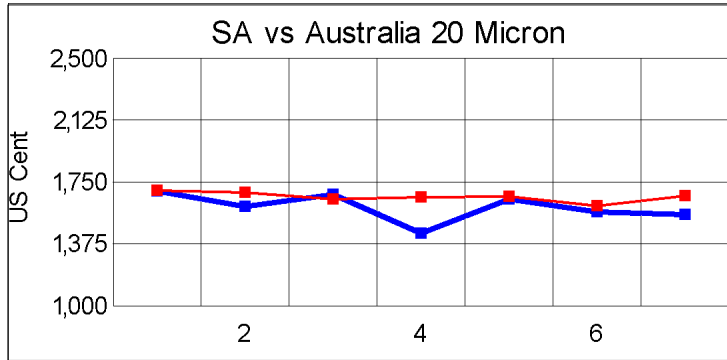
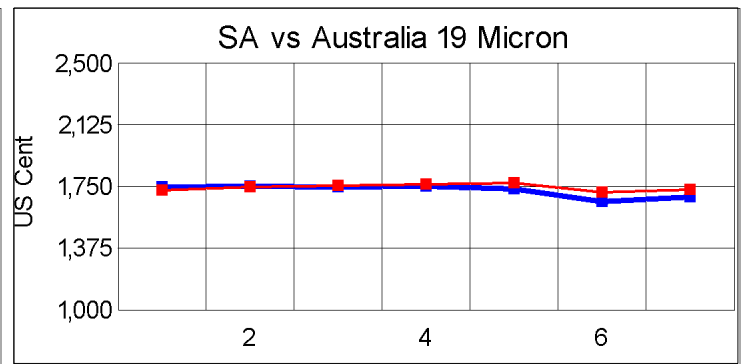
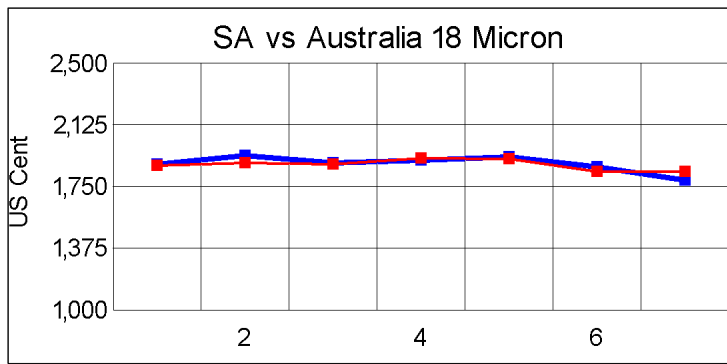
Average Topmaking Styles (AWEX MF6)

| Micron | 100+mm | 90mm | 80mm | 70mm | 60mm | 50mm | 40mm | 30mm | 20mm | 10mm |
|--------|--------|-------|-------|-------|-------|-------|-------|------|------|------|
| 18.0 | | | | | | | | | | |
| 18.5 | | | | | | | | | | |
| 19.0 | | | | | | | 18767 | | | |
| 19.5 | | | | 23350 | 22489 | | | | | |
| 20.0 | | | 23329 | 22550 | | | | | | |
| 20.5 | | 22759 | 23204 | 22574 | | | | | | |
| 21.0 | | | 22973 | 22247 | | 21387 | | | | |
| 21.5 | | | | | 22486 | | | | | |
| 22.0 | | | 22169 | | | | | | | |
| 22.5 | | | | | | | | | | |
| 23.0 | | | | | | | | | | |
| 23.5 | | | | | | | | | | |
| 24.0 | | | | | | | | | | |

* Based on a minimum of 3 lots sold per category

Other Selected Types/Qualities

| | Long | | | Medium | | |
|-------------------------|-------|-------|-------|--------|-------|-------|
| | 19μ | 20μ | 21μ | 19μ | 20μ | 21μ |
| Good Quality | | | | | | |
| Lambswool | 24229 | 23810 | 22557 | 22077 | 21141 | |
| Bellies | 22110 | 22249 | | 17403 | 19888 | 19257 |
| Locks | | | | 19392 | 19335 | 17347 |
| Average Quality | | | | | | |
| Lambswool | 24877 | 22354 | | 21776 | 21610 | |
| Bellies | 23467 | 21841 | | 20379 | 18789 | 16260 |
| Locks | | | | 15519 | 13150 | 13283 |
| Inferior Quality | | | | | | |
| Fleecewool | 23135 | 22457 | 21701 | 23791 | | 17619 |
| Lambswool | 23215 | | 21575 | | | |
| Bellies | 23279 | 20758 | 18740 | 20959 | 20846 | 20794 |
| Locks | | | | | 10823 | |



— SA in USc
— Aus in USc

— SA in USc
— Aus in USc

Market Commentary

WOOL MARKET 3,7% HIGHER

Port Elizabeth - The wool market traded higher at this week's auction and the Cape Wools Merino Indicator increased by 3,7% and by 821 points to close at a value of R232,16/kg (Clean). The Australian EMI gained 1,2% this week. The Cape Wools All Wool Indicator increased 3,8%.

The wool market traded firmer this week supported by a weaker Rand and driven by good demand for long and fine Merino Wool. Prices increased across the board with the coarse end of the market well supported. 94% of a smaller sized offering was sold.

Modiano bought the most bales at the auction today.

This week saw the Rand at R14,61 to the US Dollar and R16,79 to the Euro. The Rand was 1,7% weaker against the US Dollar and 1,1% weaker against the Euro, compared with the average rate at the previous sale. The offering comprised 6 312 bales of which 94,0% was sold. Major traders were Modiano (1 861), Standard Wool SA (1 798), Tianyu SA (885) and Stucken & Co (738).

The average clean prices for the selection within the different micron categories for good top-making (MF5), long fleeces were as follows: 18 microns increased 1,7% to close at R269,36/kg; 18,5 microns moved 2,6% up to close at R263,33/kg; 19 microns gained 2,8% to close at R253,39/kg; 19,5 microns strengthened by 3,0% to close at R251,53/kg; 20 microns was 5,6% stronger to close at R243,79/kg; 20,5 microns won 6,1% to close at R239,64/kg; 21 microns gained 3,7% to close at R239,09/kg; 21,5 microns improved by 3,4% to close at R229,44/kg; 22 microns increased by 2,6% to close at 228,58/kg and 22,5 microns increased by 1,0% to close at R227,54/kg.

The next sale is scheduled for 17 October 2018 where approximately ±7 986 bales will be on sale.

*The detailed Seasonal Receivals Declared Report can be viewed at www.capewools.co.za