

National Weekly Wool Market Report

Season: 2018/2019

Sale Date: 14 & 15 August 2018



CAPE WOOLS SA

Tel: 27-41-4844301
 Fax: 27-41-4846792
 E-mail: stats@capewools.co.za
 Website: www.capewools.co.za

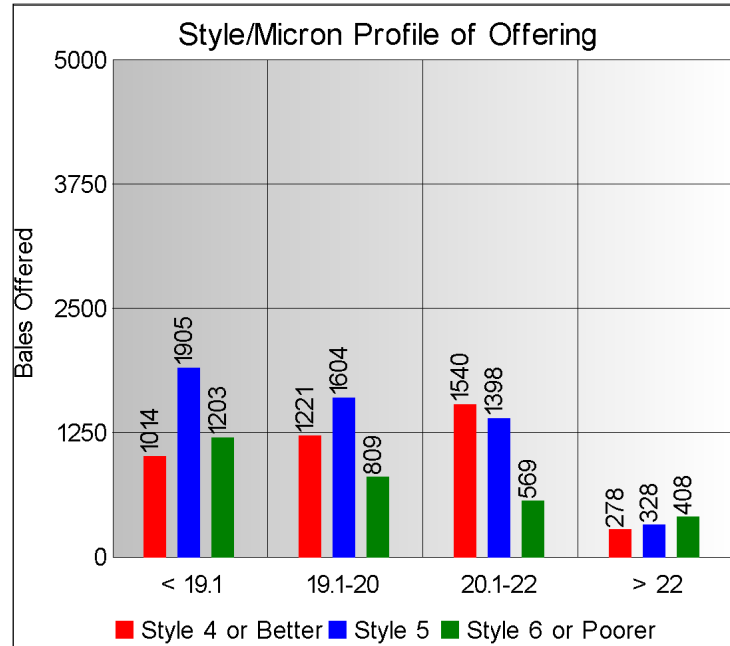
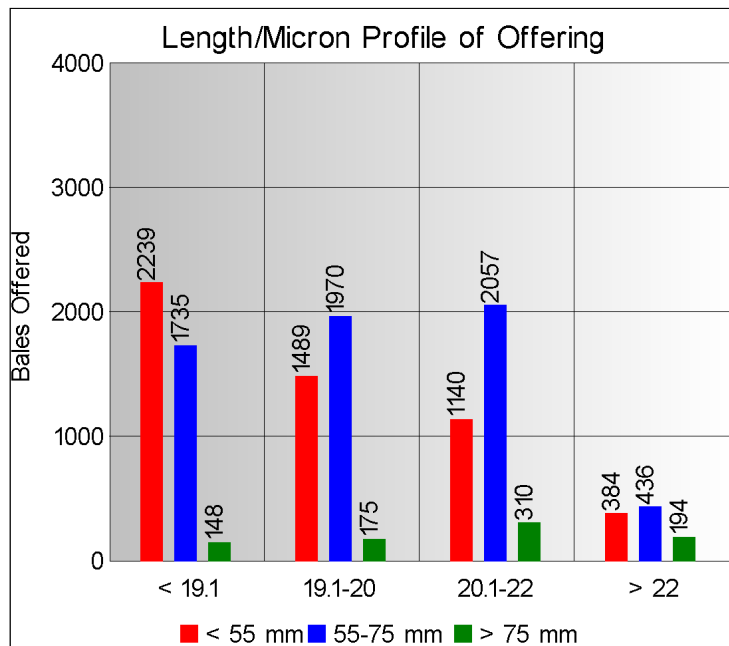
SA Merino Indicator				Buyers			
Indicator Unit	Current Sale	Last Sale	Change	Company	Bales Purchased This Week	% of Purchases	Total Bales Purchased This Season
# SA c/kg	23829	21199	12.4%	Standard Wool SA	3983	32.4%	3983
Ave. to date (18/19)	23829	18604	28.1%	G Modiano SA	3965	32.3%	3965
Ave. to date (17/18)	18604			Lempriere SA	1422	11.6%	1422
US c/kg	1645	1661	-1.0%	Stucken & Co	1153	9.4%	1153
Euro c/kg	1453	1412	2.9%	Tianyu SA	1130	9.2%	1130
AWEX EMI	2089	2018	3.5%	Segard Masurel SA	448	3.7%	448
Exchange Rates				New England Wool SA	68	0.6%	68
Currency Unit	This Week	Previous Week	% Change	H Dawson Sons & Co			
R/USD	14.4856	12.7644	-13.5%				
R/Euro	16.4010	15.0102	-9.3%				
R/AUD	10.4623	9.7733	-7.0%				
USD/AUD	0.7221	0.7658	5.7%				

Analysis of Offerings by Broker This Week (Bales)

Broker	Merino Fleeces	Merino Bellies	Merino Lambs	Merino Backs	Merino Locks	* Other	Total	% Sold
BKB	3694	449	557	0	470	850	6020	98.7%
CMW	2090	256	570	104	116	443	3579	99.3%
JLW	99	4	58	0	12	19	192	100.0%
MAS	351	86	110	0	58	118	723	99.7%
QWB	861	94	115	0	126	196	1392	99.9%
SBL	94	10	14	0	10	43	171	100.0%
VLW	100	17	29	0	18	36	200	99.5%
Total	7289	916	1453	104	810	1705	12277	99.1%

SA Merino Indicator includes Merino types comparable to international indicators.
 ## Cape Wools All Wool Indicator, includes all white wool sold at auction.

* crossbred, coarse and coloured, inferior



* Seasonal Receipts Declared

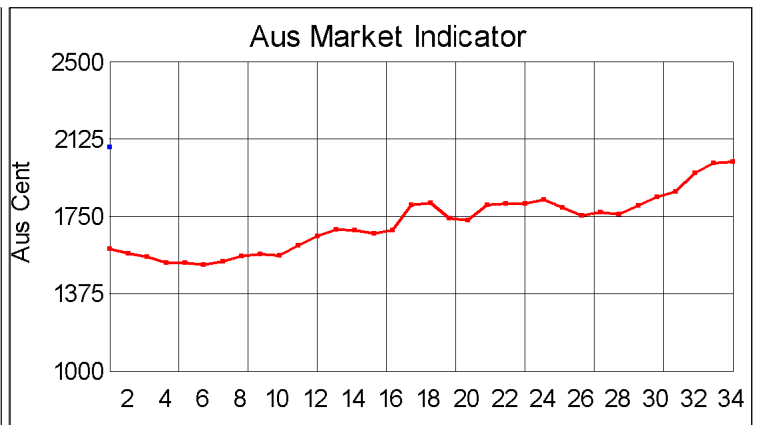
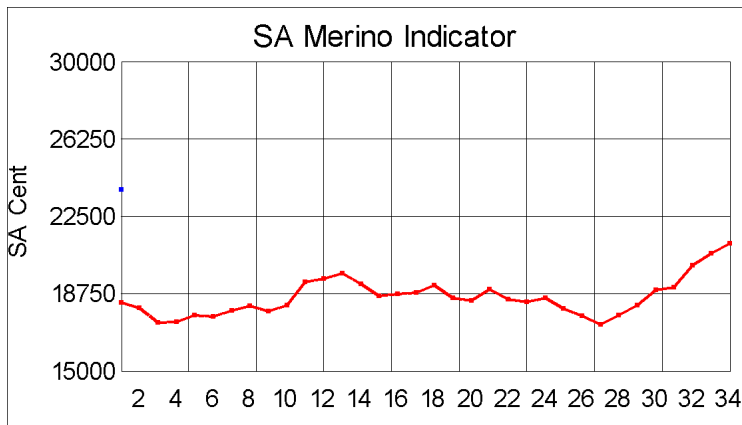
2018/19 Declared Receipts : 22 July 2018

2,306,578.6

2018/19 Declared Receipts : 12 August 2018

3,992,661.5

Percentage Change (Year-on-Year) : -0.22



Current Season █ Previous Season █

Average Fleece Wool Prices (c/kg. clean)
Spinners and Good Topmaking Styles (AWEX Types MF4 and MF5)

Micron	100+mm	90mm	80mm	70mm	60mm	50mm	40mm	30mm	20mm	10mm
18.0				27893	25753	23905				
18.5			25947	26047	24505	23857	22441			
19.0			25519	25201	24270	23202	22250			
19.5			25486	24762	23988	22832	21439	20220		
20.0			24899	24487	23722	22713	21326	17667		
20.5			24738	24251	23963	22258	21164			
21.0			24378	24300	23454	22143	21503			
21.5			23893	23969	23576	21771	19544			
22.0			23876	23590	23152	20844				
22.5			23831	22958	22983	22573				
23.0					22143					
23.5				22425	21840	20766				
24.0										

* Based on a minimum of 3 lots sold per category

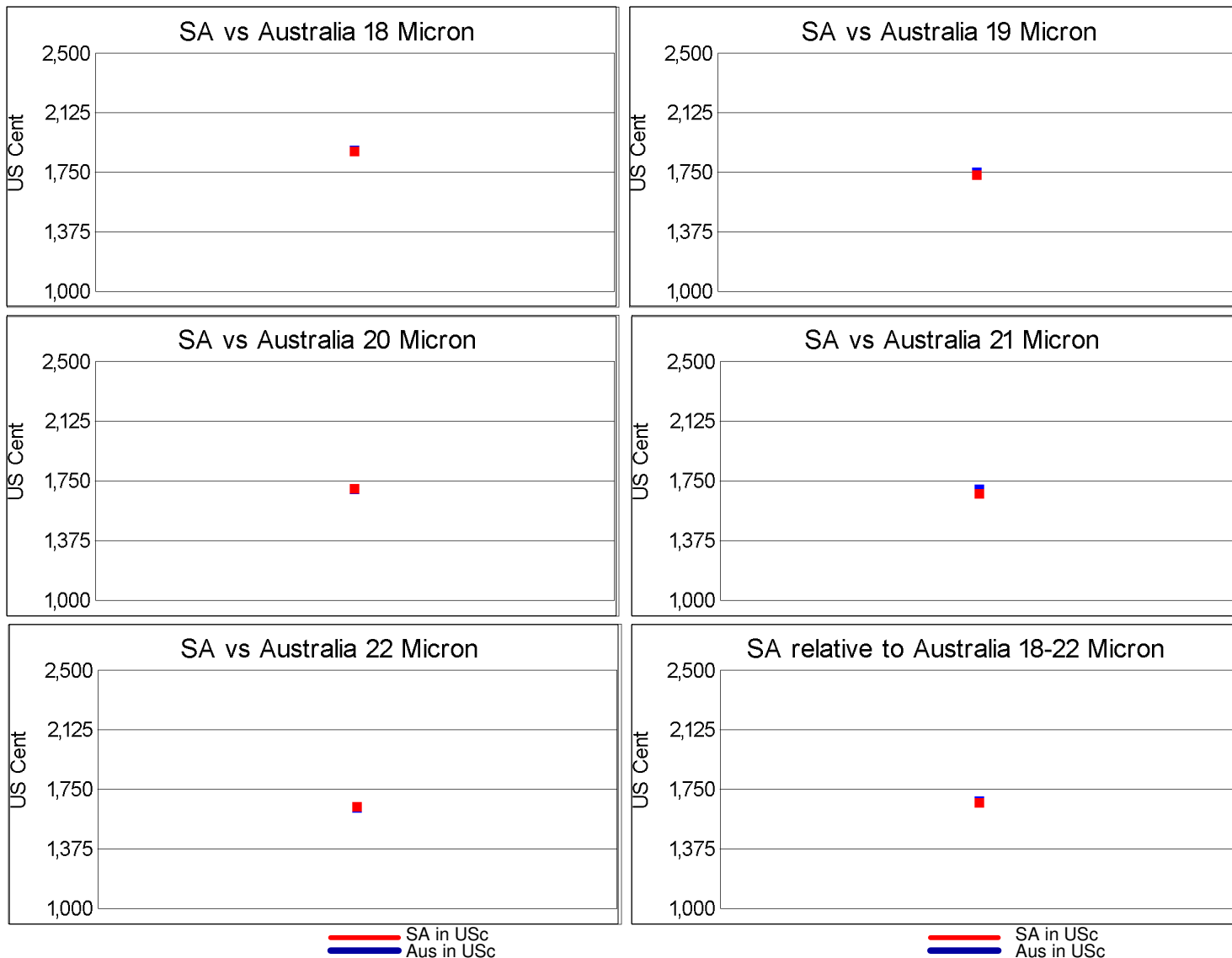
Average Topmaking Styles (AWEX MF6)

Micron	100+mm	90mm	80mm	70mm	60mm	50mm	40mm	30mm	20mm	10mm
18.0										
18.5							24126			
19.0										
19.5				23277						
20.0										
20.5					22051					
21.0				23633	23248					
21.5										
22.0										
22.5										
23.0										
23.5										
24.0										

* Based on a minimum of 3 lots sold per category

Other Selected Types/Qualities

	Long			Medium		
	19μ	20μ	21μ	19μ	20μ	21μ
Good Quality						
Lambswool	24571	24017	24505	21922	20859	20469
Bellies	22817			21298	20728	21116
Locks				18041	17093	
Average Quality						
Lambswool	24424	23680		21777	21539	20879
Bellies	23428	22053		19913	19713	13876
Locks				15426	15565	15195
Inferior Quality						
Fleecewool	23355	22455	21763	22837	21631	21371
Lambswool	23568			22671		
Bellies	20409	21857		18358	17580	16851
Locks				12930	13055	



Market Commentary

Wool Market Increase 12,4%

Port Elizabeth - The wool market opened to a brilliant start at this first sale of the new wool selling season with the Cape Wools Merino Indicator increasing by an outstanding 12,4% and by 2630 points to close at a value of R238,29 (Clean). The Australian EMI gained 3,5% this week. The Cape Wools All Wool Indicator gained by 12,4%.

The weaker Rand was the primary driver of the large increase having weakened significantly to the US Dollar however, the excellent performance still reflects the continued strong demand for South African Merino Wool across all length and micron categories. Of the 12,277 bales offered 98.7% was sold at auction.

McNaughton Farming from Graaf Reinet received a new record price of R233,00 for 17,2 micron wool marketed by BKB and purchased by Standard Wool who also bought the most bales today amid fierce competition.

This week saw the Rand at R14,49 to the US Dollar and R16,40 to the Euro. The Rand was 13,5% weaker against the US Dollar and 9,3% weaker against the Euro, compared with the average rate at the previous sale. The offering comprised of 12 277 bales of which 99,1% was sold. Major traders were Standard Wool SA (3 983), Modiano (3 965), Lempriere SA (1 421), and Stucken & Co (1 153).

The average clean prices for the selection within the different micron categories for good top-making (MF5), long fleeces were as follows: 18,0 microns increased 13,1% to close at R272,35/kg; 18,5 microns moved 14,0% up to close at R259,59/kg; 19 microns gained 12,2% to close at R250,74/kg; 19,5 microns strengthened by 14,1% to close at R247,54/kg; 20 microns was 14,9% stronger to close at R246,56/kg; 20,5 microns won 13,9% to close at R239,41/kg; 21,0 microns gained 12,8% to close at R241,68/kg; 21,5 microns improved by 11,0% to close at R237,52/kg; 22 microns increased 15,5% to close at 237,51/kg and 22,5 microns increased by 7,8% to close at R228,40/kg.

The next sale is scheduled for 22 August 2018 where approximately ±8 589 bales will be on sale.

*The detailed Seasonal Receivals Declared Report can be viewed at www.capewools.co.za