

National Weekly Wool Market Report

Season: 2017/2018

Sale Date: 14 & 15 November 2017



CAPE WOOLS SA

Tel: 27-41-4844301
 Fax: 27-41-4846792
 E-mail: stats@capewools.co.za
 Website: www.capewools.co.za

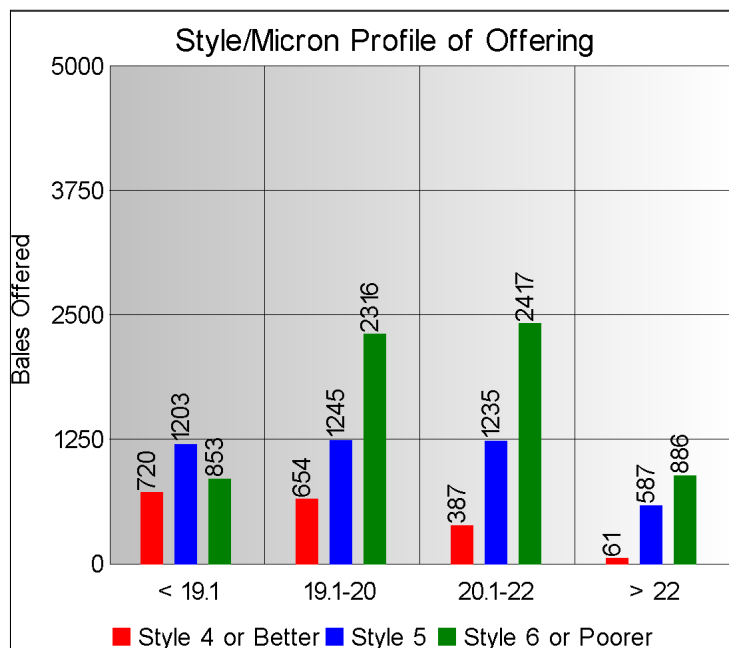
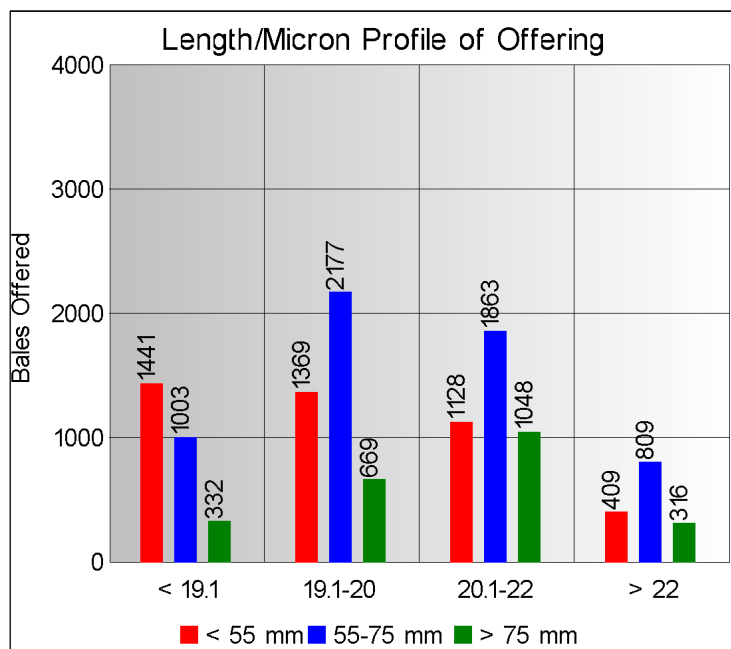
SA Merino Indicator				Buyers			
Indicator Unit	Current Sale	Last Sale	Change	Company	Bales Purchased This Week	% of Purchases	Total Bales Purchased This Season
# SA c/kg	19743	19495	1.3%	G Modiano SA	3594	28.6%	35520
Ave. to date (17/18)	18265	18142	0.7%	Standard Wool SA	3452	27.5%	30436
Ave. to date (16/17)	15054			Lempriere SA	2266	18.0%	15601
US c/kg	1374	1373	0.1%	Tianyu SA	1665	13.3%	21832
Euro c/kg	1161	1184	-1.9%	Stucken & Co	1136	9.0%	8205
AWEX EMI	1689	1656	2.0%	Segard Masurel SA	117	0.9%	5605
Exchange Rates				New England Wool SA	96	0.8%	1347
Currency Unit	This Week	Previous Week	% Change	H Dawson Sons & Co			
R/USD	14.3718	14.2024	-1.2%				
R/Euro	17.0040	16.4660	-3.3%				
R/AUD	10.9115	10.9001	-0.1%				
USD/AUD	0.7596	0.7678	1.1%				

Analysis of Offerings by Broker This Week (Bales)

Broker	Merino Fleeces	Merino Bellies	Merino Lambs	Merino Backs	Merino Locks	* Other	Total	% Sold
BKB	4723	659	699	0	402	674	7157	98.5%
CMW	1535	357	253	289	186	412	3032	97.6%
JLW	243	32	62	0	26	15	378	100.0%
MAS	243	59	70	0	38	147	557	99.8%
QWB	516	64	45	0	31	233	889	94.9%
SBL	36	3	1	0	2	7	49	100.0%
VLW	329	49	19	0	51	54	502	98.0%
Total	7625	1223	1149	289	736	1542	12564	98.1%

SA Merino Indicator includes Merino types comparable to international indicators.
 ## Cape Wools All Wool Indicator, includes all white wool sold at auction.

* crossbred, coarse and coloured, inferior



* Seasonal Receipts Declared

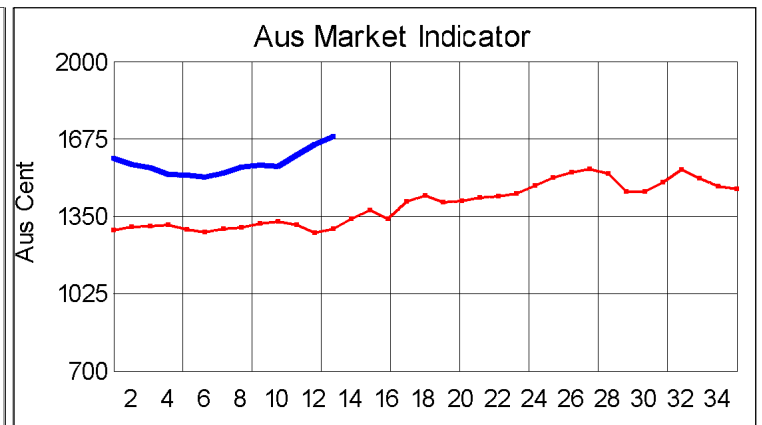
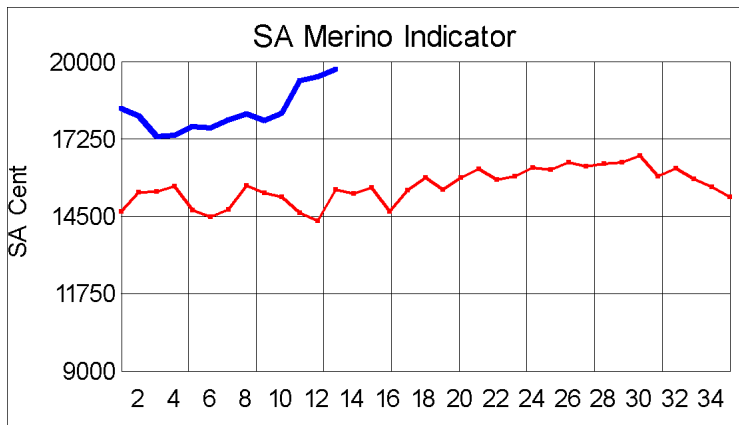
2017/18 Declared Receipts : 22 October 2017

17,298,088.2

2017/18 Declared Receipts : 12 November 2017

22,130,315.6

Percentage Change (Year-on-Year) : -8.09



Current Season █ Previous Season █

**Average Fleece Wool Prices (c/kg. clean)
Spinners and Good Topmaking Styles (AWEX Types MF4 and MF5)**

Micron	100+mm	90mm	80mm	70mm	60mm	50mm	40mm	30mm	20mm	10mm
18.0			25273	25310	24649	22821	21640			
18.5			24059	23707	23768	21741	20511			
19.0			22628	22005	21618	20821	19342			
19.5			21312	20907	20948	19695	18731			
20.0			19549	19900	19772	18471	17673			
20.5			18513	18464	18359	17667	16442			
21.0			17998	17793	17653					
21.5			17326	17054						
22.0			16992							
22.5										
23.0										
23.5										
24.0										

* Based on a minimum of 3 lots sold per category

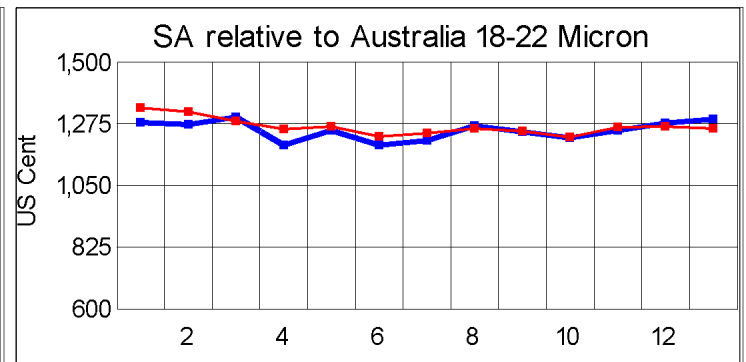
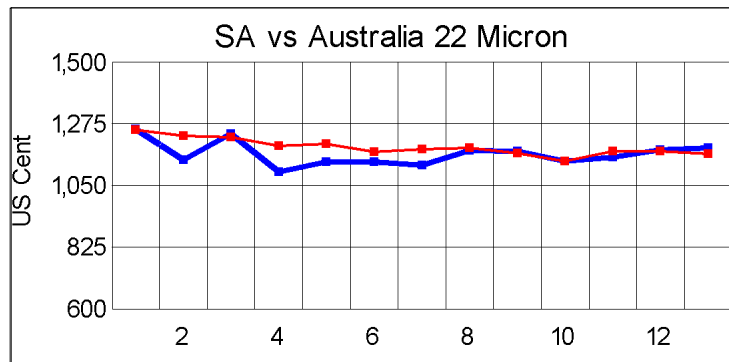
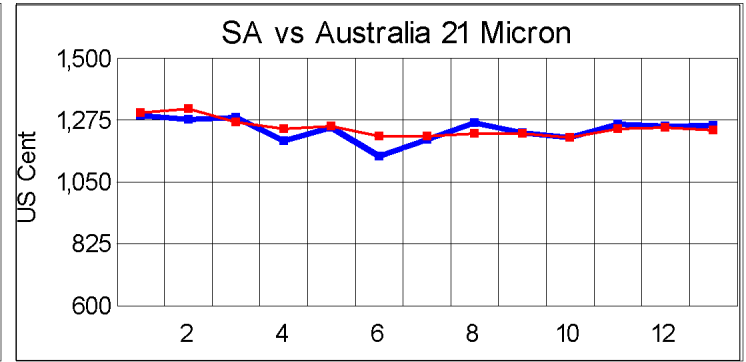
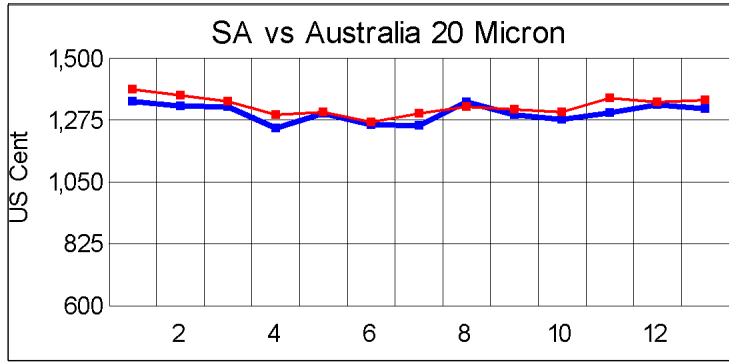
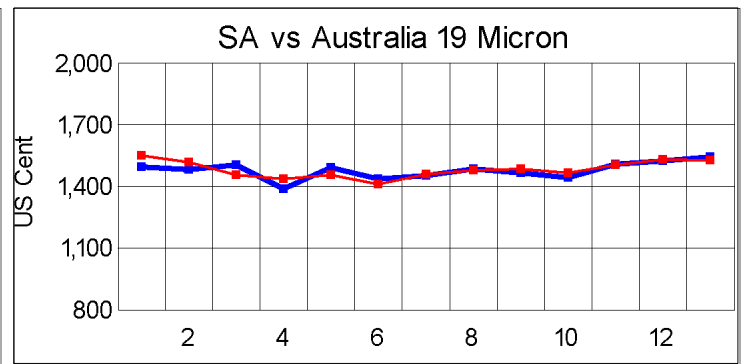
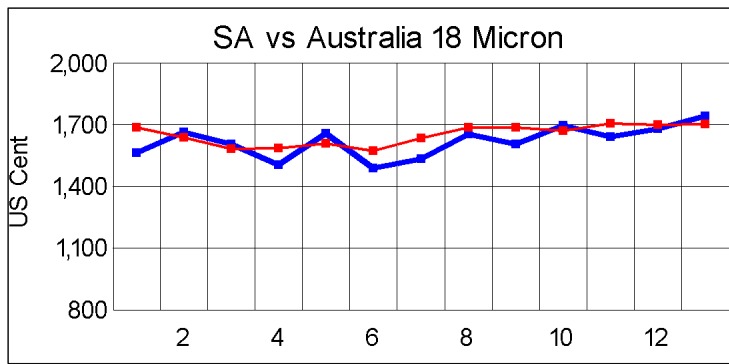
Average Topmaking Styles (AWEX MF6)

Micron	100+mm	90mm	80mm	70mm	60mm	50mm	40mm	30mm	20mm	10mm
18.0										
18.5										
19.0					20347					
19.5				19952						
20.0			19074	18377	19181		17064			
20.5				18132	17068		17025			
21.0				17162			15699			
21.5										
22.0										
22.5				15822						
23.0										
23.5										
24.0										

* Based on a minimum of 3 lots sold per category

Other Selected Types/Qualities

	Long			Medium		
	19μ	20μ	21μ	19μ	20μ	21μ
Good Quality						
Lambswool	21835	18988		19587	17116	
Bellies	20017	18698		19838	18644	
Locks				19010	17418	15422
Average Quality						
Lambswool	20687	19167		18876	16466	
Bellies	19741	17845		18673	16821	16532
Locks				17534	16808	14614
Inferior Quality						
Fleecewool	21089	18629	18039	18294	17590	16360
Lambswool	21600			18274	17631	
Bellies	19221	18352	17000	17704	17770	15628
Locks	11715			13980	13912	



— SA in USc
— Aus in USc

— SA in USc
— Aus in USc

Market Commentary

WOOL MARKET 1,3% HIGHER

Port Elizabeth - The wool market kept up its sterling performance and the Cape Wools Merino Indicator gained 1,3% and 248 points to close at a value of R197,43 (Clean). The Australian EMI gained 2,0% this week. The Cape Wools All Wool Indicator gained 1,6%.

It was an interesting two-day auction where two thirds of the offering tested finer than 20 micron and only half was longer than 60mm in length. The coarser wool managed to maintain good price levels whilst the excellent demand in particular for 18 - 19,5 micron good quality long wool increased prices and resulted in a slightly dearer wool market.

Competition was good amongst buyers with Modiano and Standard Wool taking each other to task whilst newcomer Tianyu fights for market share.

This week saw the Rand at R14,37 to the US Dollar and R17,00 to the Euro. The Rand was 1,2% weaker against the US Dollar and 3,3% weaker against the Euro, compared with the average rate at the previous sale. The offering comprised of 12 564 bales of which 98,1% was sold. Major traders were Modiano (3 594), Standard Wool SA (3 452), Lempriere SA (2 266) and Tianyu SA (1 665).

The average clean prices for the selection within the different micron categories for good top-making (MF5), long fleeces were as follows: 18,0 microns increased 1,4% to close at R245,13/kg; 18,5 microns moved 1,4% up to close at R233,27/kg; 19 microns gained 0,9% to close at R219,80/kg; 19,5 microns strengthened by 0,9% to close at R206,29/kg; 20 microns was 1,7% dearer to close at R193,89/kg; 20,5 microns increased 1,1% to close at R183,91/kg; 21,0 microns gained 0,4% to close at R178,16/kg; 21,5 microns declined by 0,1% to close at R171,11/kg; 22 microns rose 0,4% to close at R167,79/kg and 22,5 microns gained by 1,3% to close at R164,31/kg.

The next sale is scheduled for 22 November 2017 where approximately ±11 720 bales will be on sale.

*The detailed Seasonal Receivals Declared Report can be viewed at www.capewools.co.za