

# National Weekly Wool Market Report

Season: 2017/2018

Sale Date: 07 & 08 November 2017



CAPE WOOLS SA

Tel: 27-41-4844301

Fax: 27-41-4846792

E-mail: stats@capewools.co.za

Website: www.capewools.co.za

SA Merino Indicator				Buyers			
Indicator Unit	Current Sale	Last Sale	Change	Company	Bales Purchased This Week	% of Purchases	Total Bales Purchased This Season
# SA c/kg	19495	19339	0.8%	G Modiano SA	3126	30.9%	32035
Ave. to date (17/18)	18142	18019	0.7%	Standard Wool SA	2598	25.7%	27036
Ave. to date (16/17)	15020			Tianyu SA	1903	18.8%	20271
US c/kg	1373	1369	0.3%	Lempriere SA	1472	14.6%	13325
Euro c/kg	1184	1177	0.6%	Stucken & Co	689	6.8%	7078
AWEX EMI	1656	1611	2.8%	Segard Masurel SA	154	1.5%	5488
Exchange Rates				New England Wool SA	31	0.3%	1251
Currency Unit	This Week	Previous Week	% Change	H Dawson Sons & Co			
R/USD	14.2024	14.1266	-0.5%				
R/Euro	16.4660	16.4367	-0.2%				
R/AUD	10.9001	10.8397	-0.6%				
USD/AUD	0.7678	0.7669	-0.1%				

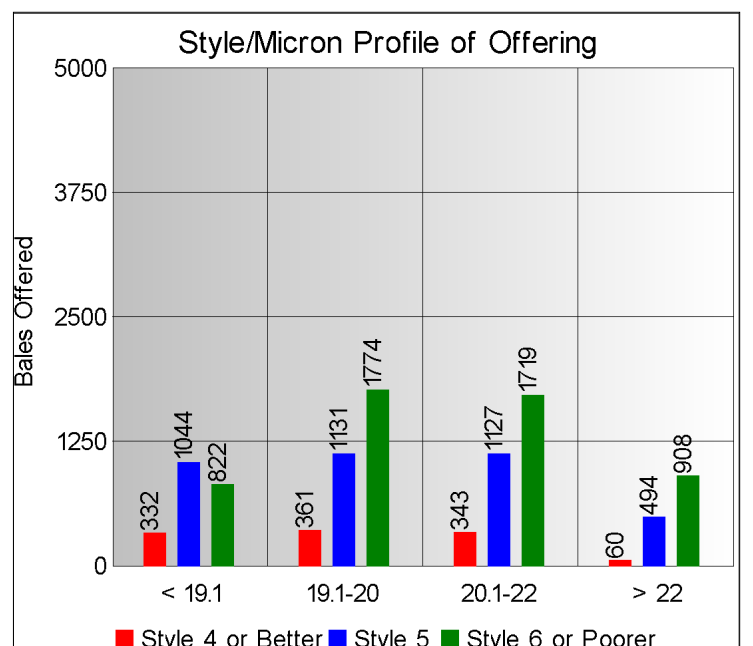
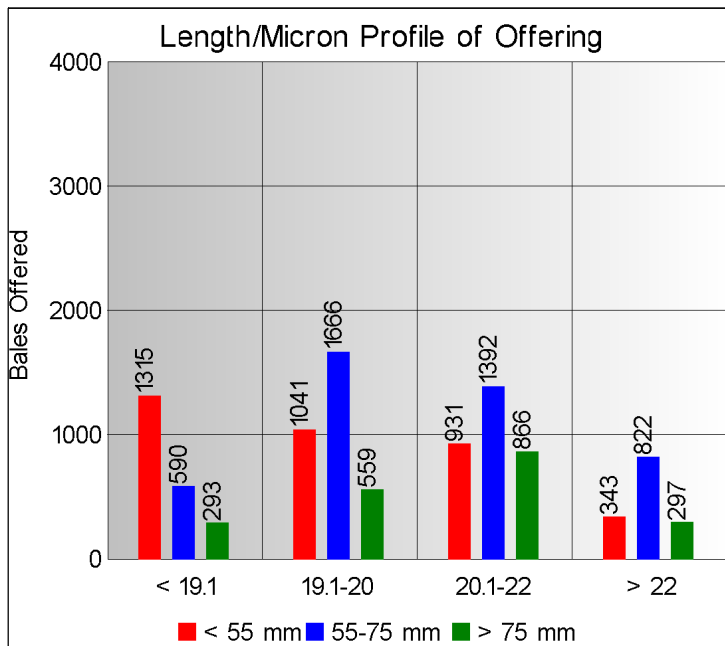
## Analysis of Offerings by Broker This Week (Bales)

Broker	Merino Fleeces	Merino Bellies	Merino Lambs	Merino Backs	Merino Locks	* Other	Total	% Sold
BKB	5078	669	604	0	458	549	7358	98.5%
CMW	1327	195	280	213	212	459	2686	98.9%
MAS	0	0	0	0	0	0	0	
QWB	0	0	0	0	0	0	0	
SBL	0	0	0	0	0	0	0	
VLW	0	0	0	0	0	71	71	100.0%
<b>Total</b>	<b>6405</b>	<b>864</b>	<b>884</b>	<b>213</b>	<b>670</b>	<b>1079</b>	<b>10115</b>	<b>98.6%</b>

# SA Merino Indicator includes Merino types comparable to international indicators.

\* crossbred, coarse and coloured, inferior

## Cape Wools All Wool Indicator, includes all white wool sold at auction.



## \* Seasonal Receipts Declared

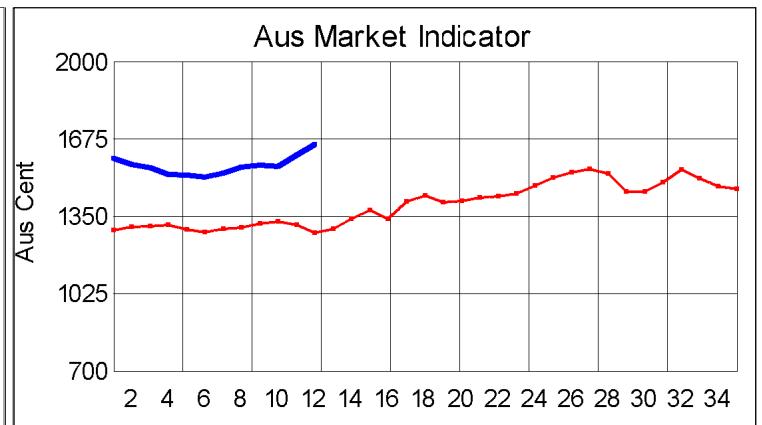
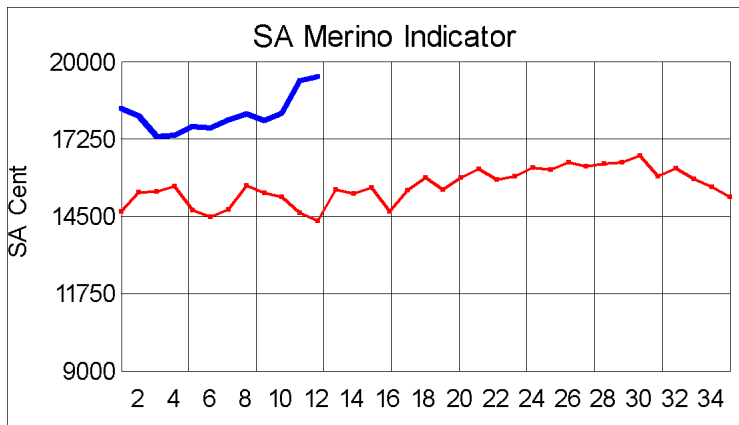
2017/18 Declared Receipts : 15 October 2017

15,936,218.9

2017/18 Declared Receipts : 05 November 2017

20,207,045.6

Percentage Change (Year-on-Year) : -4.57



Current Season — Previous Season —

**Average Fleece Wool Prices (c/kg. clean)**  
**Spinners and Good Topmaking Styles (AWEX Types MF4 and MF5)**

Micron	100+mm	90mm	80mm	70mm	60mm	50mm	40mm	30mm	20mm	10mm
18.0			25483	24306	23602	21582	20122			
18.5			23358	22939	22717	21230	19625			
19.0			22404	22082	21515	20517	19589			
19.5		21329	20667	20108	20276	19568	19065			
20.0			19341	18978	19070	18471	17784			
20.5			18271	18274	17751	17162	17142			
21.0			17886	17765	17790	16931				
21.5			17338			16400				
22.0			16924							
22.5										
23.0					16605					
23.5										
24.0										

\* Based on a minimum of 3 lots sold per category

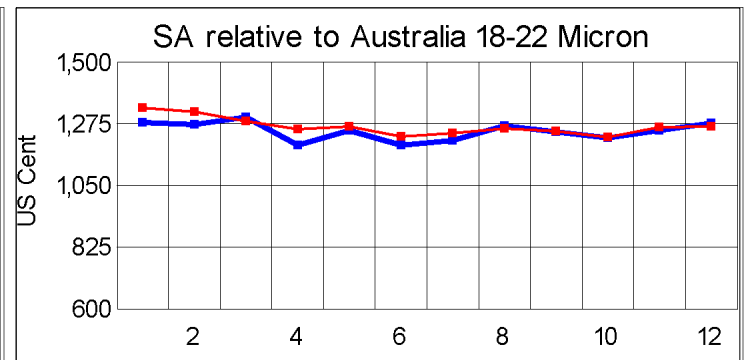
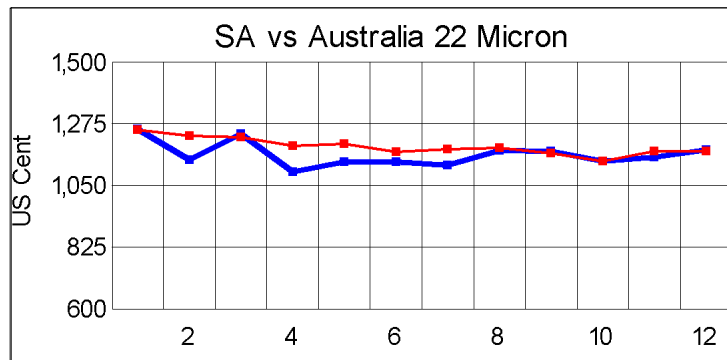
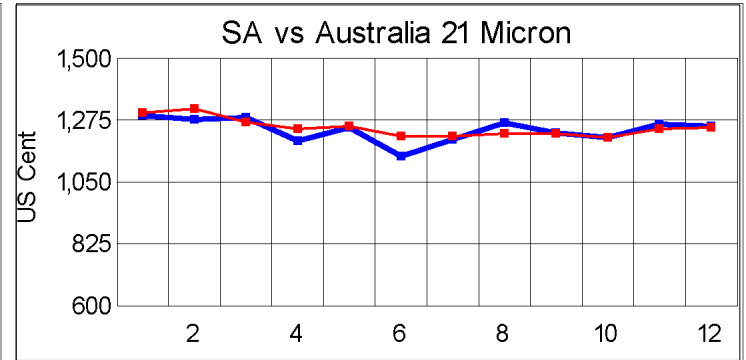
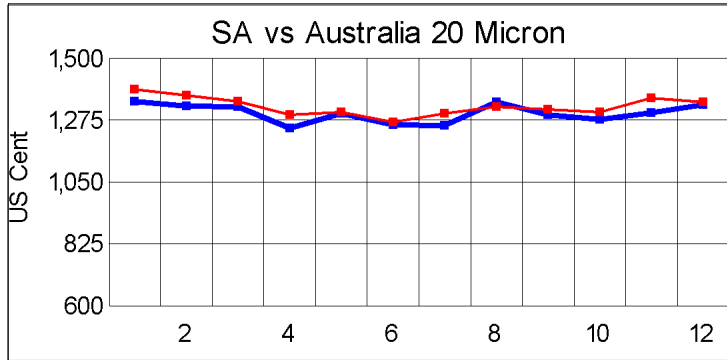
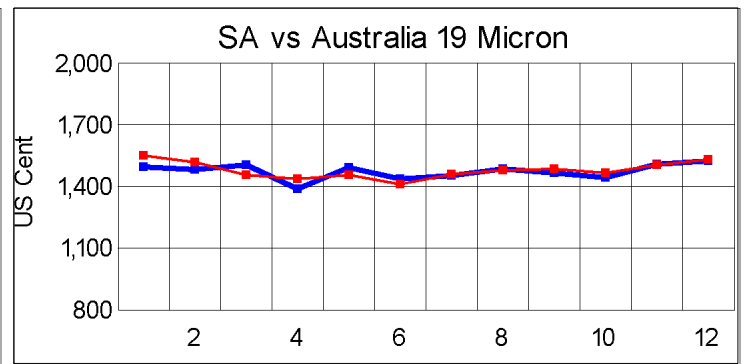
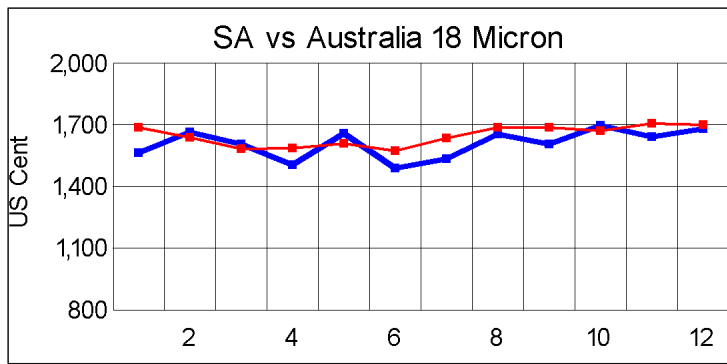
**Average Topmaking Styles (AWEX MF6)**

Micron	100+mm	90mm	80mm	70mm	60mm	50mm	40mm	30mm	20mm	10mm
18.0										
18.5										
19.0				19843	21124					
19.5		20355	19888	19300	19086					
20.0				18835	18011					
20.5			18016	17681						
21.0			17299	17352		16957				
21.5		17130								
22.0										
22.5										
23.0										
23.5										
24.0										

\* Based on a minimum of 3 lots sold per category

**Other Selected Types/Qualities**

	Long			Medium		
	19μ	20μ	21μ	19μ	20μ	21μ
<b>Good Quality</b>						
Lambswool	22033	19187		19003	16741	
Bellies	20063	17490		18877	15682	15630
Locks				17343	15332	
<b>Average Quality</b>						
Lambswool	20234	18134	17747	17792	17409	15154
Bellies	21056	18458	17495	18362	17363	16345
Locks				16410	16693	14804
<b>Inferior Quality</b>						
Fleecewool	20828	17984	17324	19564	17764	16922
Lambswool	20467			18258		
Bellies	19830	17302	16965	16837	16507	
Locks		11865	11865	13406	12636	



— SA in USc  
— Aus in USc

— SA in USc  
— Aus in USc

## Market Commentary

### WOOL MARKET 0,8% HIGHER

Port Elizabeth - The wool market maintained its recent gains after a solid day's trade and increased by 0,8%, and by 156 points to close at a value of R194,95 (Clean). The Australian EMI gained 2,8% this week. The Cape Wools All Wool Indicator gained 0,8%.

A solid market characterised by good demand for all wool on offer with good quality long wool, again most sought after and enjoying top prices. Fine wool performed well and buyers again paid record prices for exceptional lots. Modiano bought the most bales at auction today amidst fierce competition from its rivals.

This week saw the Rand at R14,20 to the US Dollar and R16,47 to the Euro. The Rand was 0,5% weaker against the US Dollar and 0,2% weaker against the Euro, compared with the average rate at the previous sale. The offering comprised of 10 115 bales of which 98,6% was sold. Major traders were Modiano (3 126), Standard Wool SA (2 598), Tianyu SA (1 903) and Lempriere SA (1 472).

The average clean prices for the selection within the different micron categories for good top-making (MF5), long fleeces were as follows: 18,0 microns increased 0,2% to close at R241,73/kg; 18,5 microns moved 0,4% up to close at R230,12/kg; 19 microns gained 2,4% to close at R217,89/kg; 19,5 microns strengthened by 0,7% to close at R204,51/kg; 20 microns was 0,5% weaker to close at R190,69/kg; 20,5 microns won 0,5% to close at R181,85/kg; 21,0 microns increased by 0,9% to close at R177,44/kg; 21,5 microns strengthened by 0,9% to close at R171,33/kg; 22 microns rose 0,6% to close at R167,18/kg and 22,5 microns increased by 2,2% to close at R162,27/kg.

The next sale is scheduled for 15 November 2017 where approximately ±12 657 bales will be on sale.

\*The detailed Seasonal Receipts Declared Report can be viewed at [www.capewools.co.za](http://www.capewools.co.za)