

National Weekly Wool Market Report

Season: 2017/2018

Sale Date: 03 & 04 October 2017



CAPE WOOLS SA

Tel: 27-41-4844301
 Fax: 27-41-4846792
 E-mail: stats@capewools.co.za
 Website: www.capewools.co.za

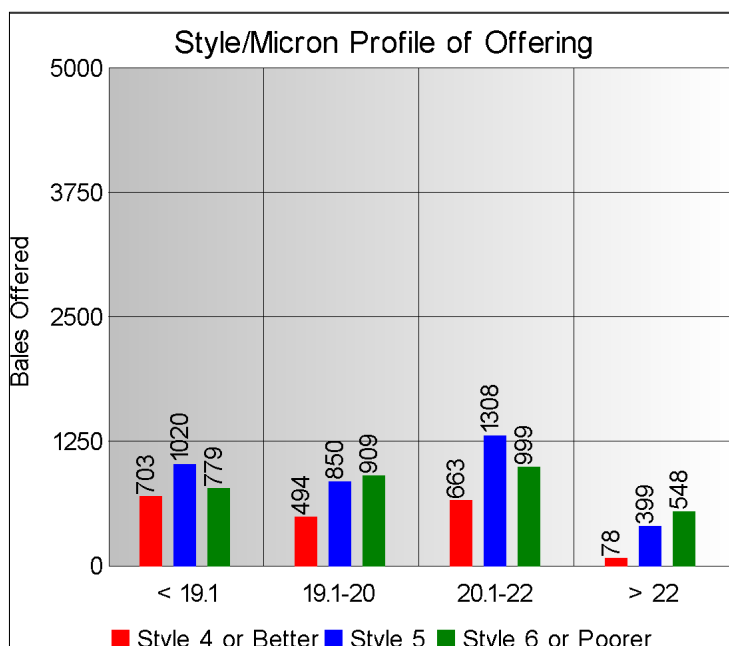
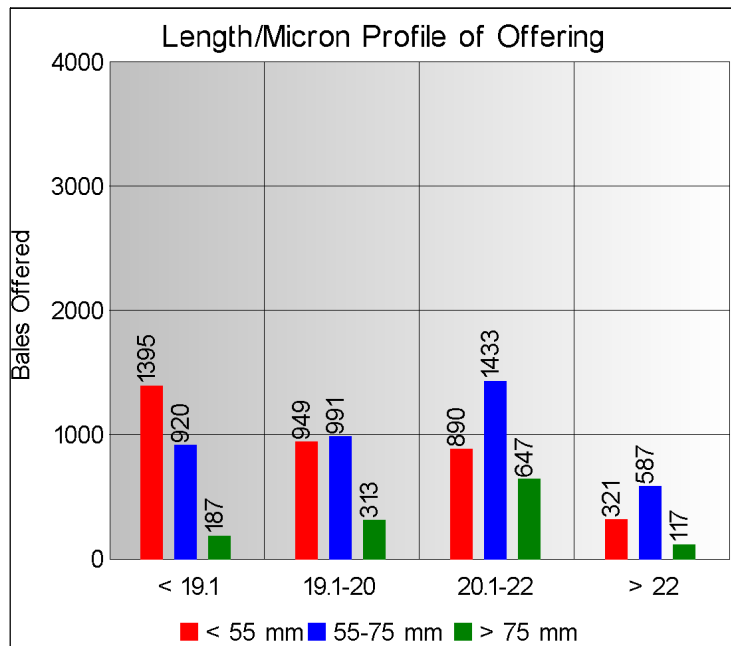
SA Merino Indicator				Buyers			
Indicator Unit	Current Sale	Last Sale	Change	Company	Bales Purchased This Week	% of Purchases	Total Bales Purchased This Season
# SA c/kg	17959	17670	1.6%	G Modiano SA	3233	37.0%	18334
Ave. to date (17/18)	17796	17769	0.2%	Standard Wool SA	2028	23.2%	15672
Ave. to date (16/17)	15007			Tianyu SA	1743	19.9%	10268
US c/kg	1322	1308	1.0%	Lempriere SA	632	7.2%	7637
Euro c/kg	1124	1114	0.9%	Segard Masurel SA	537	6.1%	3624
AWEX EMI	1535	1519	1.1%	Stucken & Co	439	5.0%	3966
Exchange Rates				H Dawson Sons & Co			
Currency Unit	This Week	Previous Week	% Change	New England Wool SA			1182
R/USD	13.5868	13.5050	-0.6%				
R/Euro	15.9841	15.8632	-0.8%				
R/AUD	10.6764	10.6008	-0.7%				
USD/AUD	0.7855	0.7852	-0.0%				

Analysis of Offerings by Broker This Week (Bales)

Broker	Merino Fleeces	Merino Bellies	Merino Lambs	Merino Backs	Merino Locks	* Other	Total	% Sold
BKB	3094	464	490	0	291	451	4790	98.3%
CMW	1388	269	339	250	167	369	2782	98.4%
JLW	56	6	0	0	3	7	72	100.0%
MAS	153	23	8	0	9	35	228	98.3%
QWB	177	24	140	0	32	40	413	98.6%
SBL	68	3	5	0	0	8	84	100.0%
VLW	255	39	16	0	37	34	381	99.7%
Total	5191	828	998	250	539	944	8750	98.4%

SA Merino Indicator includes Merino types comparable to international indicators.
 ## Cape Wools All Wool Indicator, includes all white wool sold at auction.

* crossbred, coarse and coloured, inferior



* Seasonal Receipts Declared

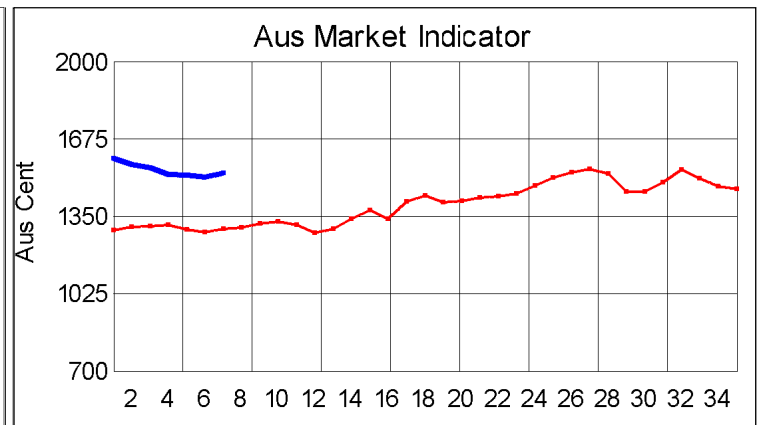
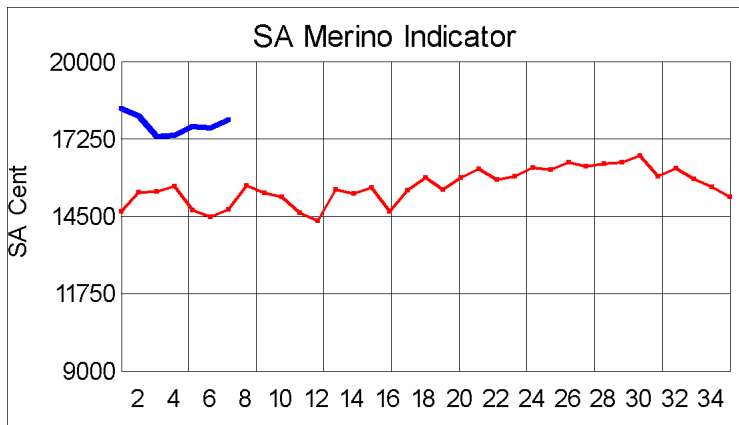
2017/18 Declared Receipts : 11 September 2017

8,505,377.6

2017/18 Declared Receipts : 02 October 2017

11,920,360.3

Percentage Change (Year-on-Year) : -5.37



Current Season █ Previous Season █

Average Fleece Wool Prices (c/kg. clean)
Spinners and Good Topmaking Styles (AWEX Types MF4 and MF5)

Micron	100+mm	90mm	80mm	70mm	60mm	50mm	40mm	30mm	20mm	10mm
18.0			23010	22875	22139	21692	20650			
18.5			21559	21584	21242	20204	18959	16023		
19.0			20481	19918	19484	19081	17926			
19.5			19301	19012	18422	17818	17033			
20.0			17949	17926	17680	16887	15752			
20.5			17435	16976	16906	16023	15453			
21.0			16709	16734	16373	15540				
21.5			16761			15471				
22.0			16018							
22.5										
23.0										
23.5										
24.0										

* Based on a minimum of 3 lots sold per category

Average Topmaking Styles (AWEX MF6)

Micron	100+mm	90mm	80mm	70mm	60mm	50mm	40mm	30mm	20mm	10mm
18.0										
18.5										
19.0										
19.5				17220						
20.0						15952				
20.5				16501	16947		14520			
21.0				16332						
21.5										
22.0										
22.5										
23.0										
23.5										
24.0										

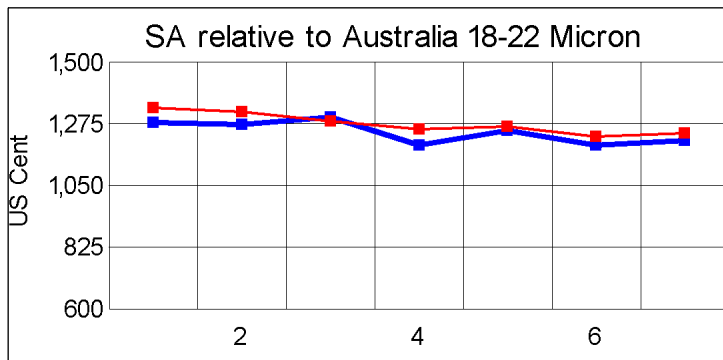
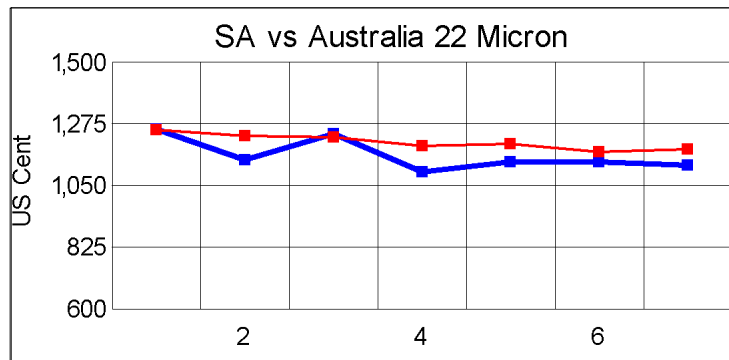
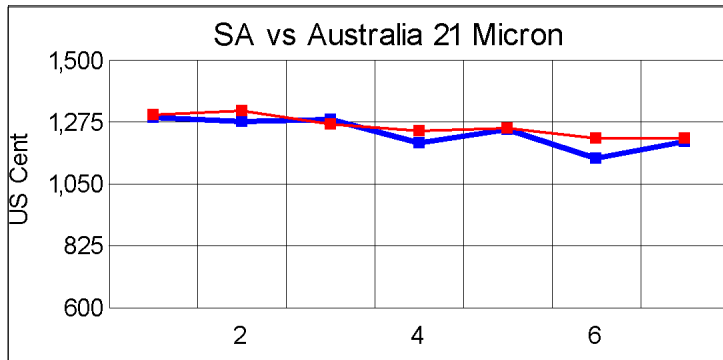
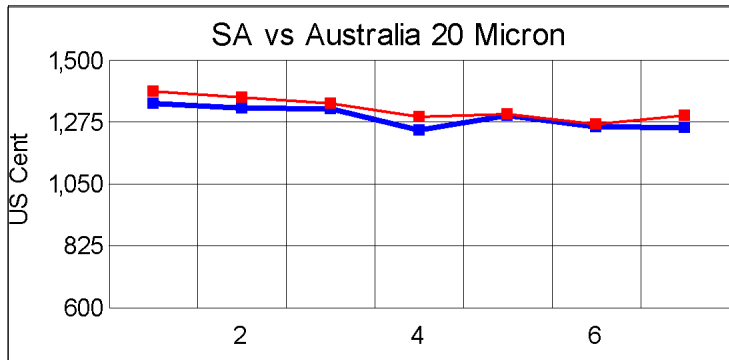
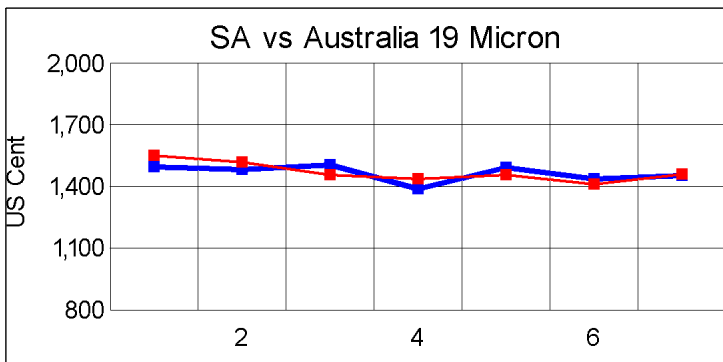
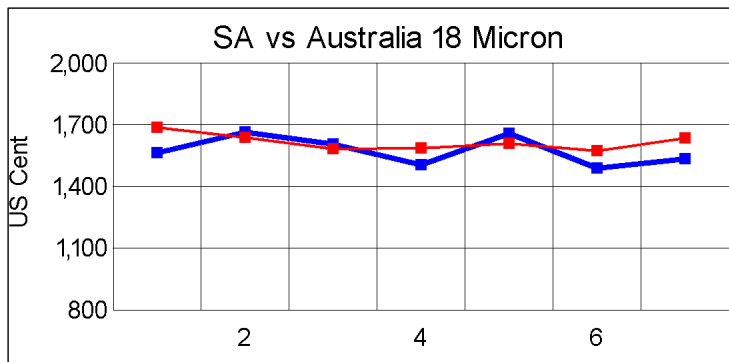
* Based on a minimum of 3 lots sold per category

Other Selected Types/Qualities

Long

Medium

	19μ	20μ	21μ	19μ	20μ	21μ
Good Quality						
Lambswool	19865	16521	16441	17844	15645	
Bellies	18597	16902	15636	16813	15512	15889
Locks				15678	15948	
Average Quality						
Lambswool	19329			17174	16300	15112
Bellies	18430	17611		16842	14362	15177
Locks				14278	14662	
Inferior Quality						
Fleecewool	18462	16905	15358	17383	16238	15906
Lambswool	19313			17689		14812
Bellies	18191	16694		16632	15578	13497
Locks		12485	12485	12520	11422	9303



— SA in USc
— Aus in USc

— SA in USc
— Aus in USc

Market Commentary

WOOL MARKET 1,6% HIGHER

Port Elizabeth - The wool market traded dearer today and the Cape Wools Merino Indicator increased with 1,6% and by 289 points to close at a value of R179,59 (clean). On the Australian market, the EMI increased with 1,1% this week. The Cape Wools All Wool Indicator increased by 1,3%.

The increase in demand for fine and superfine Merino wool is also driven by the next-to-skin casual wear market and this continues to favourably influence the wool market. Quality is definitely a deciding factor and the cleaner yielding wool traded dearer. The finer and broader ends again benefitted more today compared to the mid-micron ranges which lagged the market.

This was a fair-sized auction with buyers competing strongly amidst reports of reduced wool receipts at broker stores. This week saw the Rand at R13,59 to the US Dollar and R15,98 to the Euro. The Rand was 0,6% weaker against the US Dollar and 0,8% weaker against the Euro, compared with the average rate at the previous sale. The offering comprised of 8 750 bales of which 98,4% was sold. Major traders were Modiano (3 233), Standard Wool SA (2 028), Tianyu SA (1 743) and Lempriere SA (632).

The average clean prices for the selection within the different micron categories for good top-making (MF5), long fleeces were as follows: 18,0 microns increased 4,5% to close at R222,46/kg; 18,5 microns moved 3,1% up to close at R212,29/kg; 19 microns gained 4,0% to close at R198,69/kg; 19,5 microns strengthened by 3,4% to close at R187,52/kg; 20 microns was 3,2% stronger to close at R176,82/kg; 20,5 microns increased by 3,0% to close at R170,70/kg; 21,0 microns recovered 0,6% to close at R165,47/kg; 21,5 microns improved by 0,2% to close at R161,50/kg; 22 microns rose 1,4% to close at R160,95/kg and 22,5 microns declined by 1,8% to close at R156,53/kg.

The next sale is scheduled for 11 October 2017 where approximately ±8 831 bales will be on sale.

*The detailed Seasonal Receivals Declared Report can be viewed at www.capewools.co.za