

National Weekly Wool Market Report

Season: 2017/2018

Sale Date: 22 & 23 August 2017



CAPE WOOLS SA

Tel: 27-41-4844301
 Fax: 27-41-4846792
 E-mail: stats@capewools.co.za
 Website: www.capewools.co.za

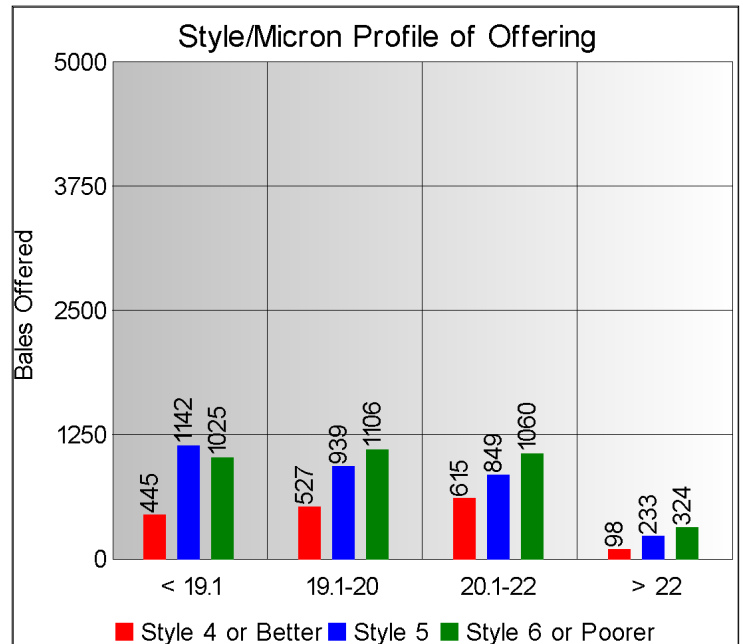
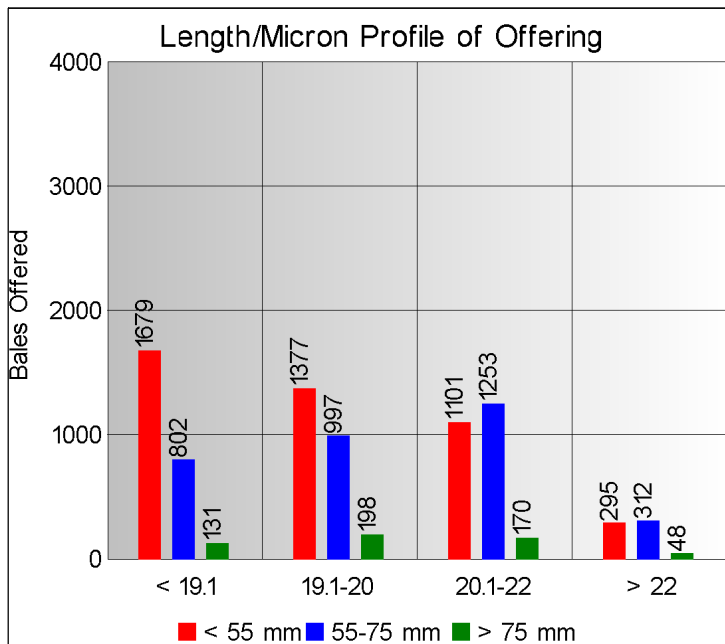
SA Merino Indicator				Buyers			
Indicator Unit	Current Sale	Last Sale	Change	Company	Bales Purchased This Week	% of Purchases	Total Bales Purchased This Season
# SA c/kg	18092	18350	-1.4%	G Modiano SA	2025	24.2%	6155
Ave. to date (17/18)	18221	18350	-0.7%	Standard Wool SA	1826	21.8%	5424
Ave. to date (16/17)	15636			Lempriere SA	1548	18.5%	3595
US c/kg	1366	1385	-1.4%	Tianyu SA	1245	14.9%	3126
Euro c/kg	1160	1182	-1.9%	Stucken & Co	815	9.8%	1631
AWEX EMI	1572	1596	-1.5%	Segard Masurel SA	510	6.1%	1212
Exchange Rates				New England Wool SA	291	3.5%	823
Currency Unit	This Week	Previous Week	% Change	H Dawson Sons & Co			
R/USD	13.2402	13.2468	0.0%				
R/Euro	15.5957	15.5184	-0.5%				
R/AUD	10.4503	10.4090	-0.4%				
USD/AUD	0.7892	0.7855	-0.5%				

Analysis of Offerings by Broker This Week (Bales)

Broker	Merino Fleeces	Merino Bellies	Merino Lambs	Merino Backs	Merino Locks	* Other	Total	% Sold
BKB	2362	633	533	0	479	638	4645	98.9%
CMW	1301	708	321	169	67	622	3188	98.5%
MAS	219	41	103	0	18	149	530	99.4%
QWB	0	0	0	0	0	0	0	
SBL	0	0	0	0	0	0	0	
VLW	0	0	0	0	0	0	0	
Total	3882	1382	957	169	564	1409	8363	98.8%

SA Merino Indicator includes Merino types comparable to international indicators.
 ## Cape Wools All Wool Indicator, includes all white wool sold at auction.

* crossbred, coarse and coloured, inferior



* Seasonal Receipts Declared

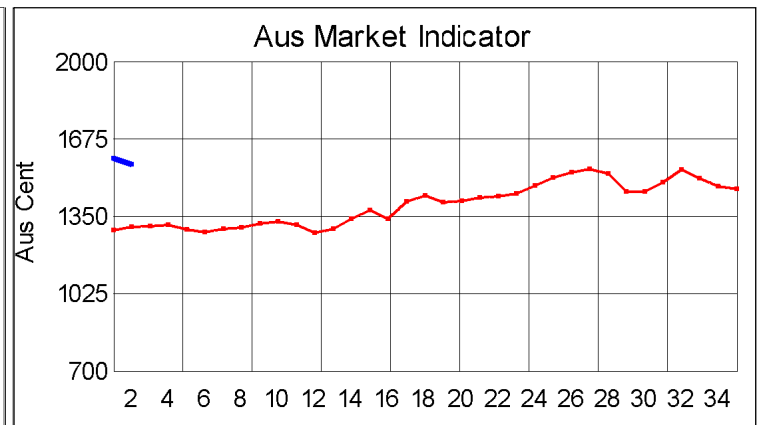
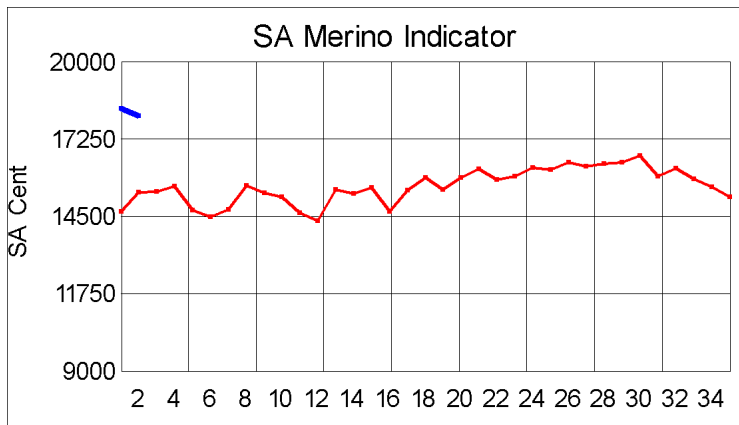
2017/18 Declared Receipts : 03 August 2017

3,371,851.1

2017/18 Declared Receipts : 24 August 2017

4,868,937.5

Percentage Change (Year-on-Year) : 9.57



Current Season — Previous Season —

Average Fleece Wool Prices (c/kg. clean)
Spinners and Good Topmaking Styles (AWEX Types MF4 and MF5)

Micron	100+mm	90mm	80mm	70mm	60mm	50mm	40mm	30mm	20mm	10mm
18.0				21683	20676	20208	19250			
18.5			21965	21960	20386	19248	17870			
19.0			19983	20273	19447	18668	17141			
19.5			19213	18996	18382	17592	17103			
20.0			18758	18211	17665	16654				
20.5			18287	17737	17077	15683	15037			
21.0			17896	17410	16884	15190	13765			
21.5			17229	17325	16007	15163				
22.0				16600	16339					
22.5										
23.0					15363					
23.5										
24.0				14459						

* Based on a minimum of 3 lots sold per category

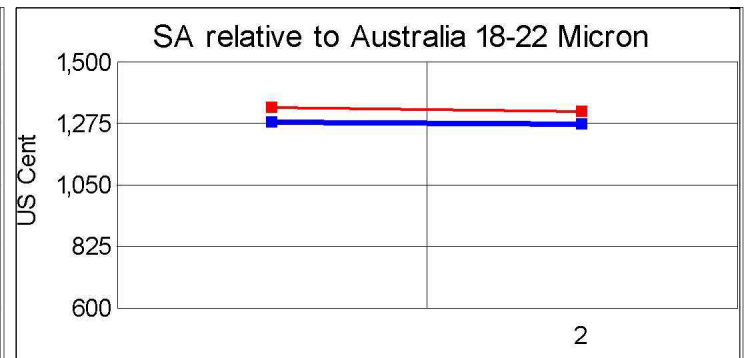
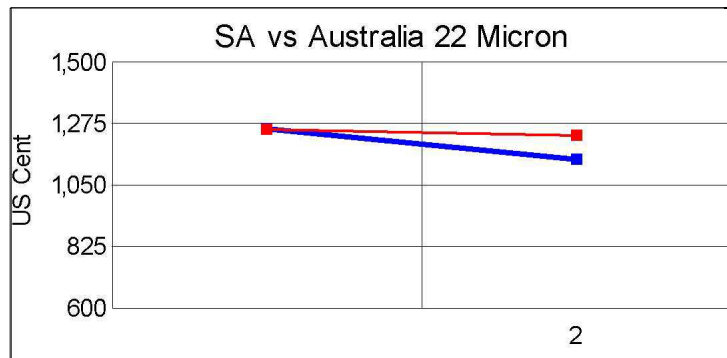
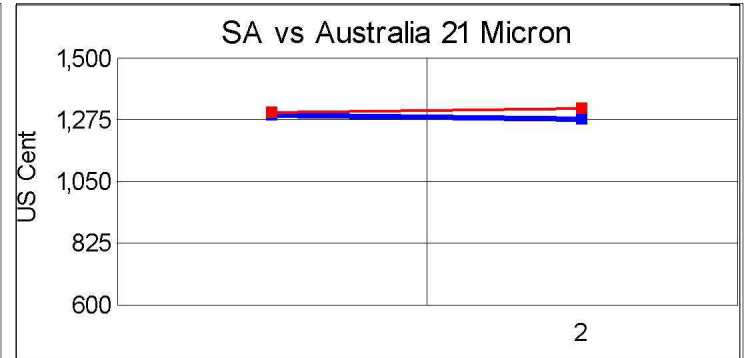
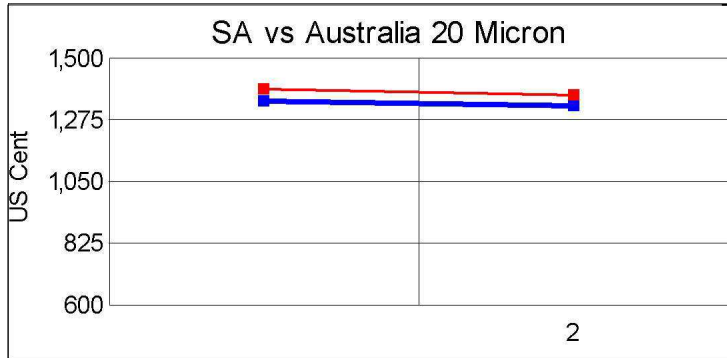
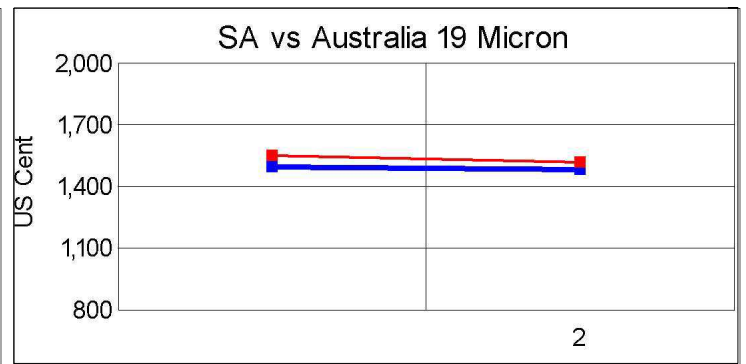
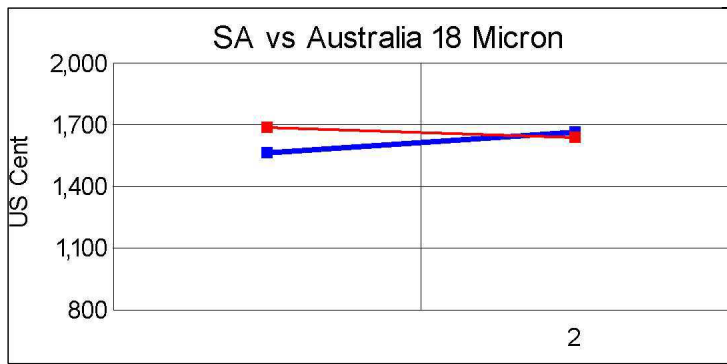
Average Topmaking Styles (AWEX MF6)

Micron	100+mm	90mm	80mm	70mm	60mm	50mm	40mm	30mm	20mm	10mm
18.0										
18.5										
19.0										
19.5				17548						
20.0				17598		16676				
20.5				17087						
21.0										
21.5										
22.0										
22.5										
23.0										
23.5										
24.0										

* Based on a minimum of 3 lots sold per category

Other Selected Types/Qualities

	Long			Medium		
	19μ	20μ	21μ	19μ	20μ	21μ
Good Quality						
Lambswool	19034	17564		17856	17000	
Bellies		17084		15685	16307	12714
Locks				15499	13631	
Average Quality						
Lambswool	19755	17562	15566	18436	14276	15527
Bellies	18304	16423		16758	14449	12920
Locks				12981	11593	11568
Inferior Quality						
Fleecewool	18094	16704	15830	16702	15885	14024
Lambswool	17975			16568	12150	
Bellies	17671	15754		14496	12352	
Locks				10945	10494	11105



— SA in USc
— Aus in USc

— SA in USc
— Aus in USc

Market Commentary

WOOL MARKET REMAINS AT RECORD LEVEL

Port Elizabeth - The wool market maintained its recent impressive gains at this week's sale with the Cape Wools Merino Indicator decreasing only slightly by 1,4% and by 258 points to close at a value of R180,92 (Clean). The Australian EMI lost 1,5% this week. The Cape Wools All Wool Indicator decreased by 1,5%.

Traders were upbeat about the wool markets performance and commented that despite the market being dear it had held up well due to the continued strong demand for good quality long wool. The effect of the stronger Rand was marginal.

The reduced volumes on offer at this second auction of the season encouraged competition between buyers intent on filling their clients orders.

This week saw the Rand at R13,24 to the US Dollar and R15,60 to the Euro. The Rand was unchanged against the US Dollar and 0,5% weaker against the Euro, compared with the average rate at the previous sale. The offering comprised of 8 363 bales of which 98,8% was sold. Major traders were Modiano (2 025), Standard Wool SA (1 826), Lempriere SA (1 548) and Tianyu SA (1 245).

The average clean prices for the selection within the different micron categories for good top-making (MF5), long fleeces were as follows: 18,0 microns decreased 2,8% to close at R217,41/kg; 18,5 microns moved 1,5% down to close at R210,22/kg; 19 microns lost 2,1% to close at R201,17/kg; 19,5 microns weakened by 1,5% to close at R188,14/kg; 20 microns was 1,7% weaker to close at R181,07/kg; 20,5 microns won 0,4% to close at R178,37/kg; 21,0 microns recovered 1,1% to close at R174,49/kg; 21,5 microns decreased by 3,4% to close at R169,79/kg; 22 microns fell 1,7% to close at R163,34/kg and 22,5 microns declined by 0,8% to close at R131,97/kg.

The next sale is scheduled for 06 September 2017 where approximately ±10 847 bales will be on sale.

*The detailed Seasonal Receivals Declared Report can be viewed at www.capewools.co.za