

National Weekly Wool Market Report

Season: 2016/2017

Sale Date: 31 MAY 2017



CAPE WOOLS SA

Tel: 27-41-4844301
 Fax: 27-41-4846792
 E-mail: stats@capewools.co.za
 Website: www.capewools.co.za

SA Merino Indicator				Buyers			
Indicator Unit	Current Sale	Last Sale	Change	Company	Bales Purchased This Week	% of Purchases	Total Bales Purchased This Season
# SA c/kg	15559	15857	-1.9%				
Ave. to date (16/17)	15593	15594	-0.0%				
Ave. to date (15/16)	14411						
US c/kg	1187	1220	-2.7%	Standard Wool SA	2915	42.5%	93553
Euro c/kg	1061	1091	-2.8%	G Modiano SA	1618	23.6%	99969
AWEX EMI	1480	1512	-2.1%	Lempriere SA	1387	20.2%	68978
				Segard Masurel SA	303	4.4%	14102
				Stucken & Co	181	2.6%	34158
				New England Wool SA	95	1.4%	5384
				H Dawson Sons & Co			1492
				SAFIL SA			

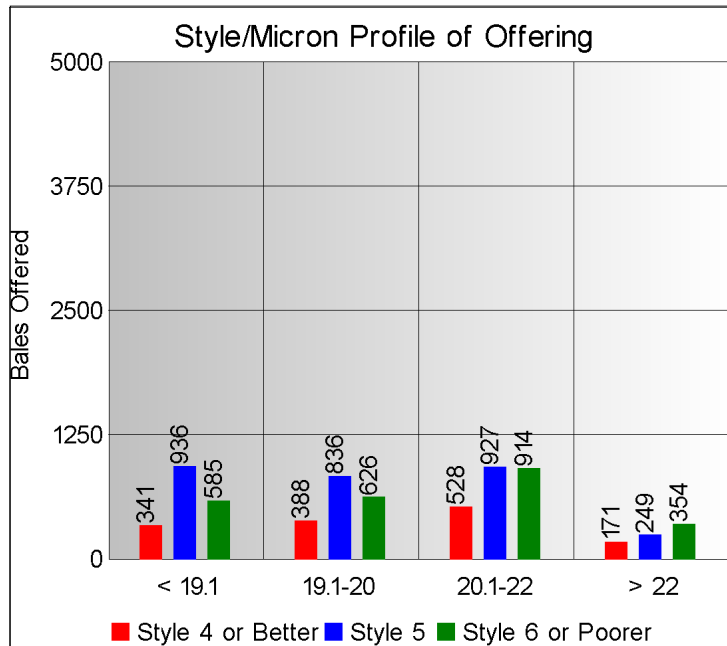
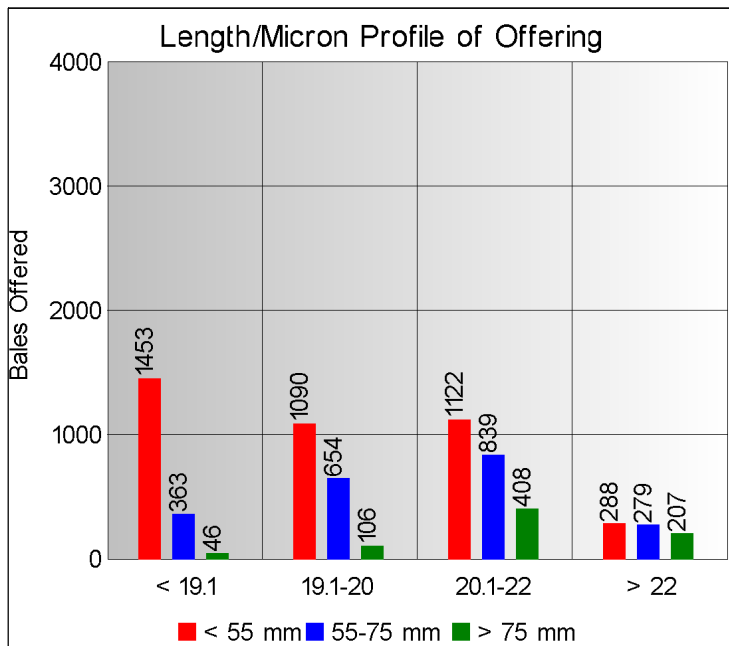
Exchange Rates			
Currency Unit	This Week	Previous Week	% Change
R/USD	13.1079	12.9947	-0.9%
R/Euro	14.6702	14.5360	-0.9%
R/AUD	9.7719	9.7070	-0.7%
USD/AUD	0.7458	0.7471	0.2%

Analysis of Offerings by Broker This Week (Bales)

Broker	Merino Fleeces	Merino Bellies	Merino Lambs	Merino Backs	Merino Locks	* Other	Total	% Sold
BKB	2358	515	397	0	366	824	4460	93.1%
CMW	932	142	342	61	160	415	2052	99.3%
MAS	110	15	10	0	6	22	163	81.6%
QWB	0	0	0	0	0	0	0	
SBL	92	11	26	0	13	38	180	98.9%
VLW	0	0	0	0	0	0	0	
Total	3492	683	775	61	545	1299	6855	94.8%

SA Merino Indicator includes Merino types comparable to international indicators.
 ## Cape Wools All Wool Indicator, includes all white wool sold at auction.

* crossbred, coarse and coloured, inferior



* Seasonal Receipts Declared

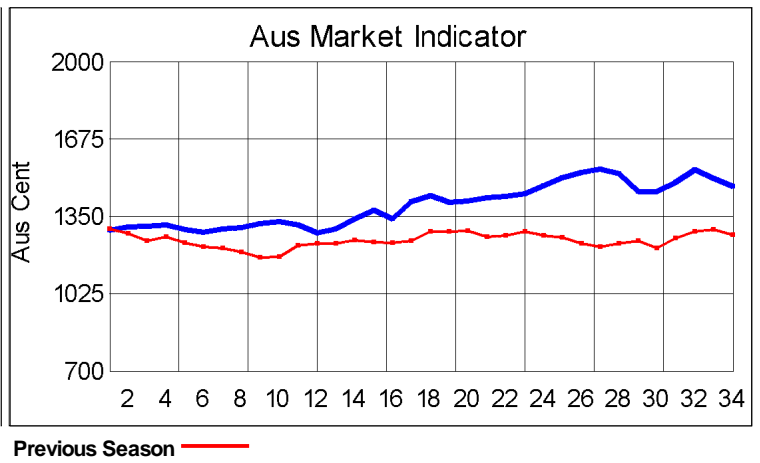
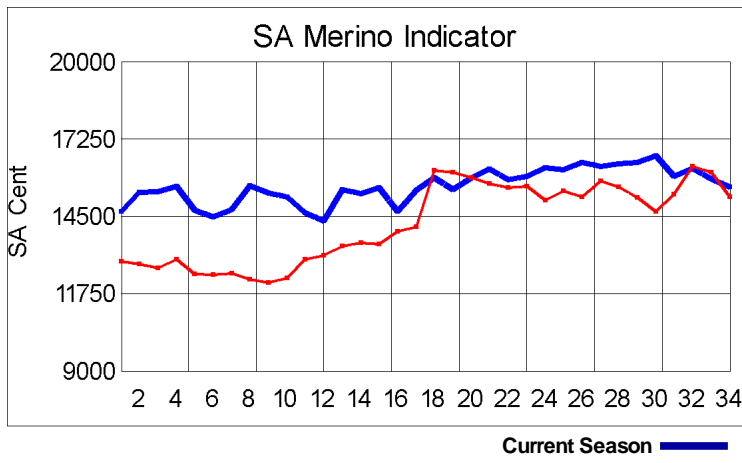
2016/17 Declared Receipts : 07 May 2017

49,957,889.5

2016/17 Declared Receipts : 28 May 2017

52,257,386.4

Percentage Change (Year-on-Year) : 4.54



Current Season — Previous Season —

**Average Fleece Wool Prices (c/kg. clean)
Spinners and Good Topmaking Styles (AWEX Types MF4 and MF5)**

Micron	100+mm	90mm	80mm	70mm	60mm	50mm	40mm	30mm	20mm	10mm
18.0				20590	18842	16743	15078			
18.5				19964	18430	17322	14777			
19.0			17916	18041	17210	16216	13639	12128		
19.5			16774	16730	16287	14767	12940			
20.0			15905	15874	14999	14024	12807	11740		
20.5				14999	14403	13409	12307			
21.0			14878	14326	13877	13262	11984			
21.5				14207	13426	12592	11791			
22.0					13253	12366				
22.5				13850	12607	11371				
23.0					12840	11162				
23.5										
24.0				12770						

* Based on a minimum of 3 lots sold per category

Average Topmaking Styles (AWEX MF6)

Micron	100+mm	90mm	80mm	70mm	60mm	50mm	40mm	30mm	20mm	10mm
18.0										
18.5										
19.0										
19.5										
20.0					14063	12865	11673			
20.5										
21.0										
21.5										
22.0										
22.5										
23.0										
23.5										
24.0										

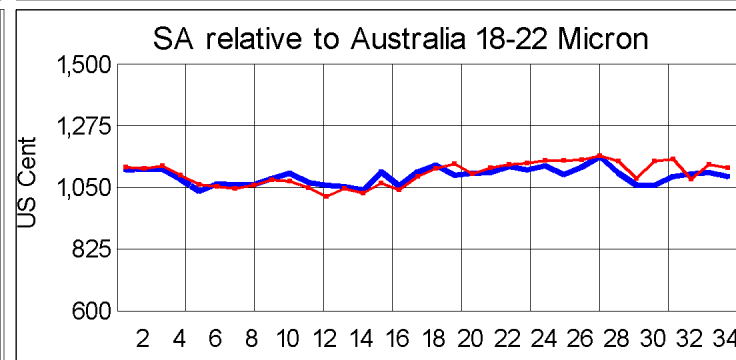
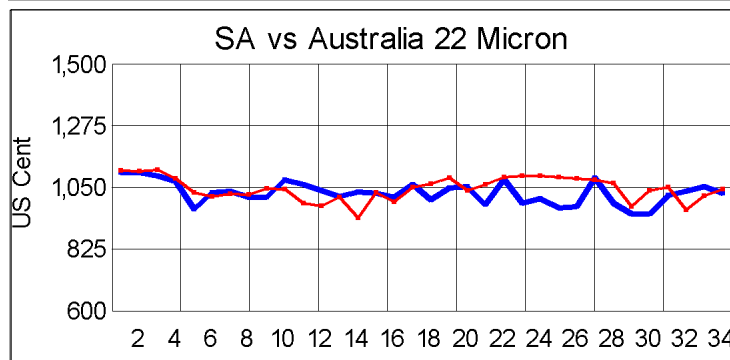
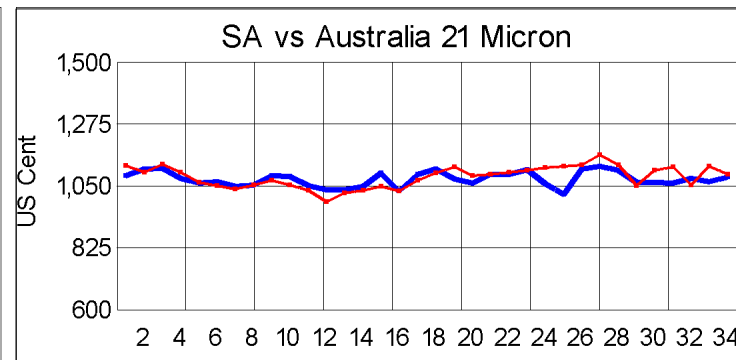
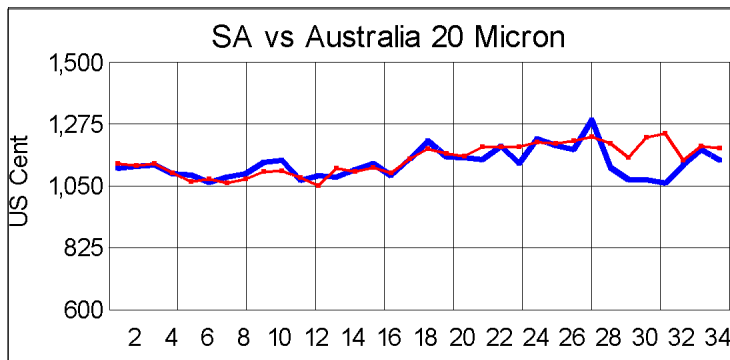
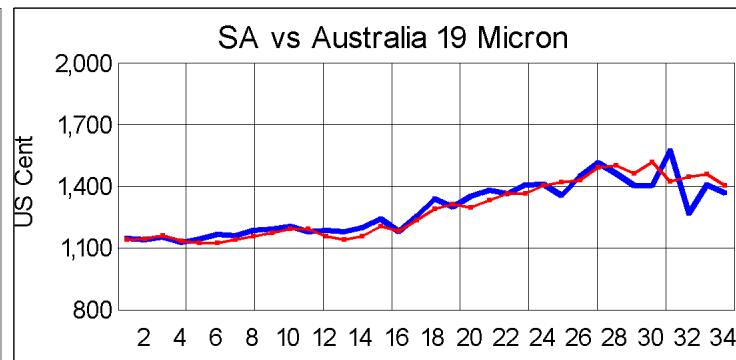
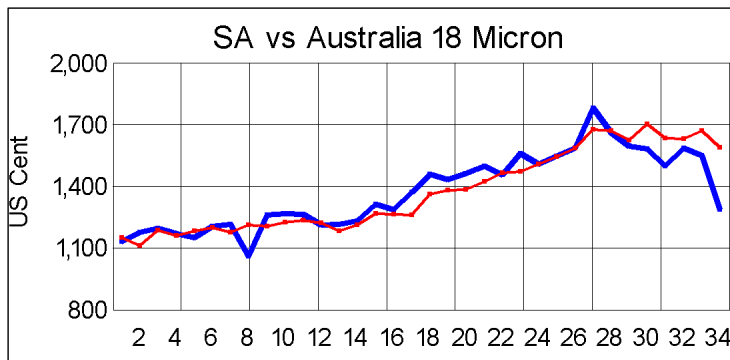
* Based on a minimum of 3 lots sold per category

Other Selected Types/Qualities

Long

Medium

	19μ	20μ	21μ	19μ	20μ	21μ
Good Quality						
Lambswool	18132	15516	14803	14880	14774	
Bellies				13404	12643	12567
Locks				12318	12465	
Average Quality						
Lambswool	17018	15477	14011	14951	13750	11916
Bellies				13547	12608	11361
Locks				12445	11439	7940
Inferior Quality						
Fleecewool	16087	13973	13296	13767	12301	12775
Lambswool	17438			14639	13289	
Bellies		12237	12237	13120	12774	11373
Locks				9436	8609	8697



— SA in USc
— Aus in USc

— SA in USc
— Aus in USc

Market Commentary

WOOL MARKET 1,9% LOWER

Port Elizabeth - The wool market again traded lower at this week's auction and the Cape Wools Merino Indicator decreased by 1,9% and by 298 points to close at a value of R155,59 (Clean). The Australian EMI lost 2,1% this week. The Cape Wools All Wool Indicator lost 1,9%.

Demand for longer wool was good today and prices for well-grown wool in this segment ended dearer. The finer end eased as demand at these higher price levels subsided. The short and medium length wool remained under pressure as volumes on offer have increased. Standard Wool outbid its competition on more than half of the bales on offer.

This week saw the Rand at R13,11 to the US Dollar. The Rand was 0,9% weaker against the US Dollar compared with the average rate at the previous sale. The Rand was 0,9% weaker against the Euro, trading at R14,67. The offering comprised of 6 855 bales of which 94,8% was sold. Major traders were Standard Wool SA (2 915), Modiano (1 618), Lempriere SA (1 387) and Stucken & Co (303).

The average clean prices for the selection within the different micron categories for good top-making (MF5), long fleeces were as follows: 18,0 microns decreased 4,1% to close at R208,55/kg; 18,5 microns decreased 3,5% to close at R204,15/kg; 19 microns lost 3,1% to close at R184,19/kg; 19,5 microns moved down 2,7% to close at R164,60/kg; 20 microns increased with 0,2% to close at R155,84/kg; 20,5 microns moved up 1,2% to close at R151,63/kg; 21,0 microns strengthened 1,1% to close at R147,54/kg; 21,5 microns increased 1,2% to close at R141,96/kg; 22 microns gained 3,3% to close at R137,05/kg and 22,5 microns decreased 1,7% to close at R133,54/kg.

The next sale is scheduled for 07 June 2017 where approximately ±13 165 bales will be on sale.

*The detailed Seasonal Receipts Declared Report can be viewed at www.capewools.co.za