

National Weekly Wool Market Report

Season: 2016/2017

Sale Date: 05 April 2017



CAPE WOOLS SA

Tel: 27-41-4844301
 Fax: 27-41-4846792
 E-mail: stats@capewools.co.za
 Website: www.capewools.co.za

SA Merino Indicator				Buyers			
Indicator Unit	Current Sale	Last Sale	Change	Company	Bales Purchased This Week	% of Purchases	Total Bales Purchased This Season
# SA c/kg	16434	16385	0.3%	Standard Wool SA	3166	45.1%	80542
Ave. to date (16/17)	15514	15481	0.2%	G Modiano SA	1476	21.0%	88914
Ave. to date (15/16)	14197			Lempriere SA	1182	16.8%	59542
US c/kg	1203	1253	-4.0%	Stucken & Co	581	8.3%	30123
Euro c/kg	1127	1162	-3.0%	Segard Masurel SA	285	4.1%	12354
AWEX EMI	1457	1532	-4.9%	New England Wool SA	223	3.2%	4459
				H Dawson Sons & Co			1492
				SAFIL SA			

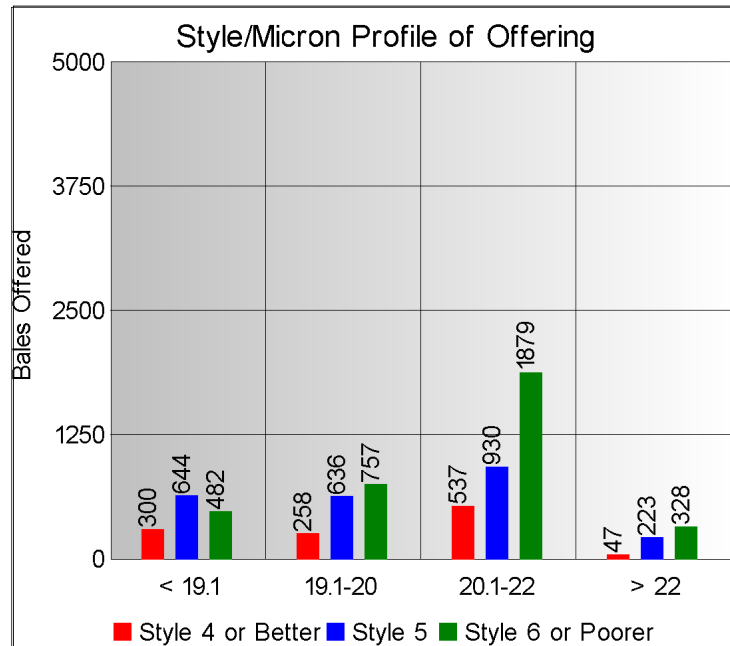
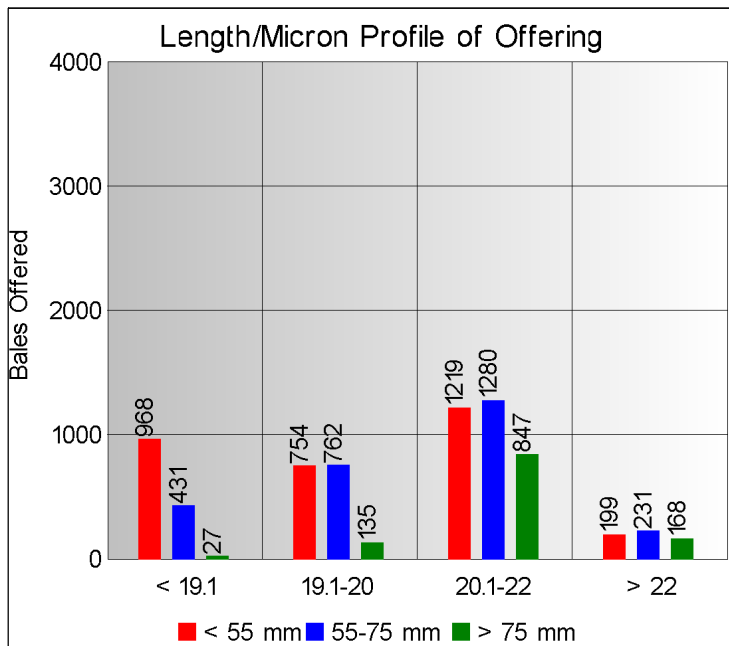
Exchange Rates			
Currency Unit	This Week	Previous Week	% Change
R/USD	13.6563	13.0729	-4.5%
R/Euro	14.5757	14.0967	-3.4%
R/AUD	10.3452	10.0000	-3.5%
USD/AUD	0.7572	0.7649	1.0%

Analysis of Offerings by Broker This Week (Bales)

Broker	Merino Fleeces	Merino Bellies	Merino Lambs	Merino Backs	Merino Locks	* Other	Total	% Sold
BKB	2491	409	409	0	295	771	4375	98.6%
CMW	867	183	239	130	115	608	2142	98.2%
JLW	83	10	16	0	10	25	144	100.0%
MAS	0	0	0	0	0	0	0	
QWB	104	8	14	0	9	225	360	98.3%
SBL	0	0	0	0	0	0	0	
VLW	0	0	0	0	0	0	0	
Total	3545	610	678	130	429	1629	7021	98.5%

SA Merino Indicator includes Merino types comparable to international indicators.
 ## Cape Wools All Wool Indicator, includes all white wool sold at auction.

* crossbred, coarse and coloured, inferior



* Seasonal Receipts Declared

2016/17 Declared Receipts : 12 March 2017

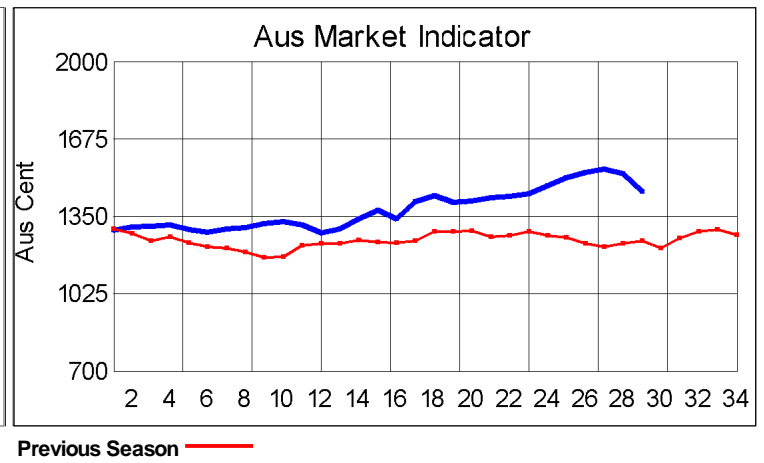
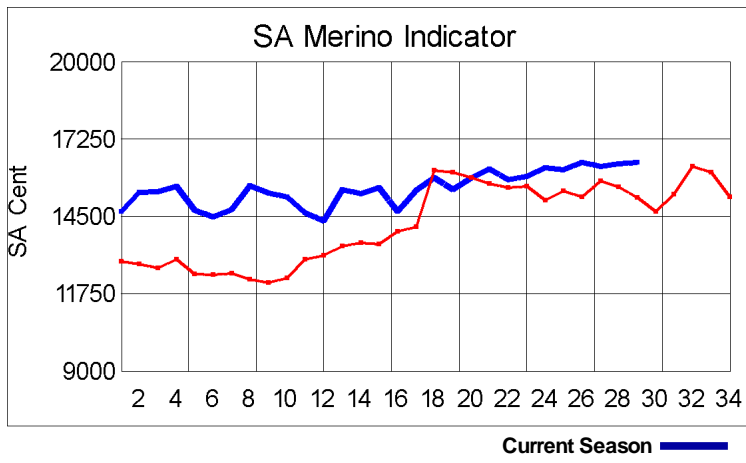
43,742,318.1

2016/17 Declared Receipts : 02 April 2017

45,969,854.9

Percentage Change (Year-on-Year) :

2.32



Current Season — Previous Season —

**Average Fleece Wool Prices (c/kg. clean)
Spinners and Good Topmaking Styles (AWEX Types MF4 and MF5)**

Micron	100+mm	90mm	80mm	70mm	60mm	50mm	40mm	30mm	20mm	10mm
18.0				23850		20787		15106		
18.5				22598	21517	19756	19116	14693		
19.0			19898	20010	19391	18310	17442			
19.5			16802	17471	17086	16572	15415	13433		
20.0				15916	15382	14860	13772			
20.5			15121	14991	14472	13752	12623			
21.0			14396	14462	13282	13011	12628			
21.5			14442	14184		12433				
22.0			13729	13111	12613					
22.5				13465						
23.0										
23.5										
24.0										

* Based on a minimum of 3 lots sold per category

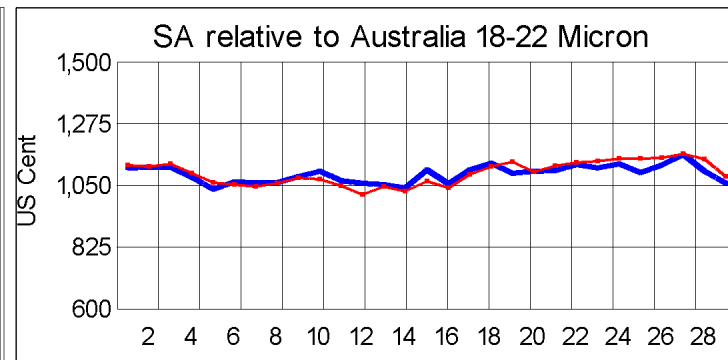
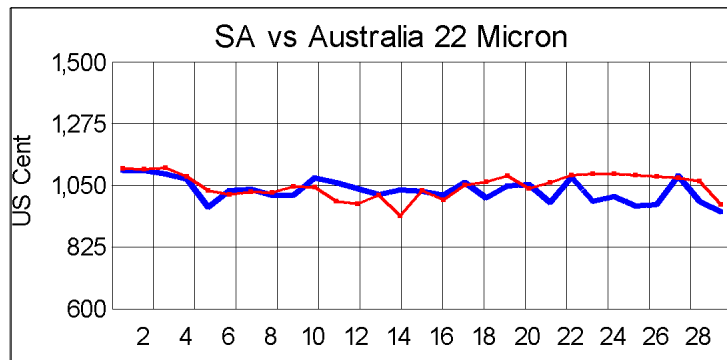
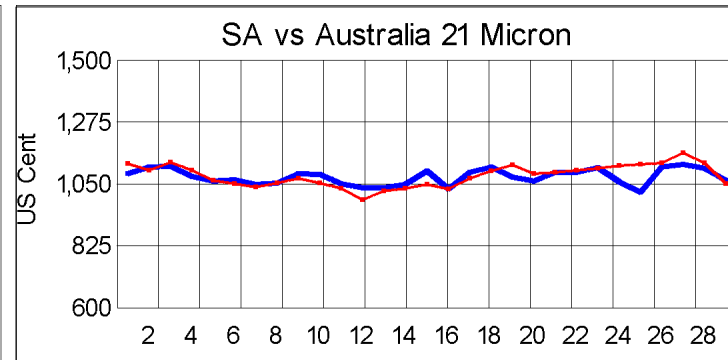
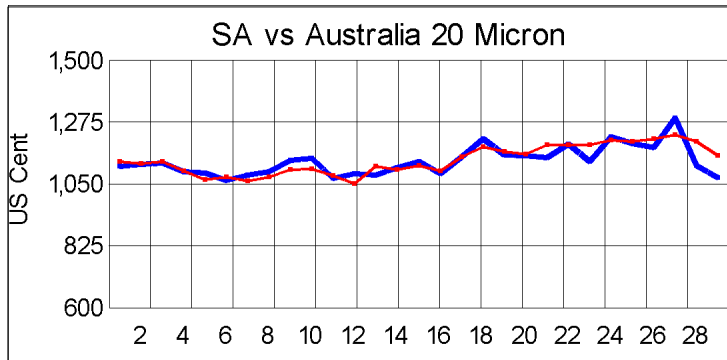
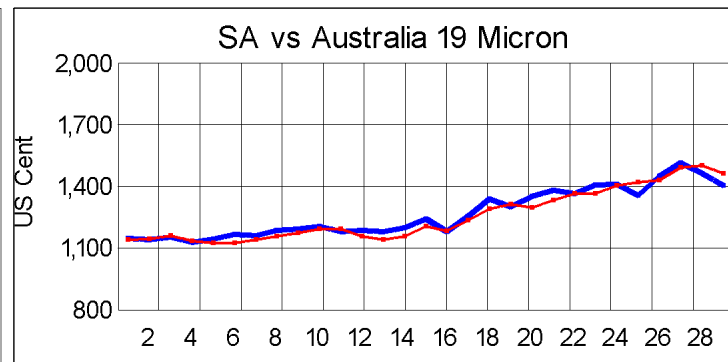
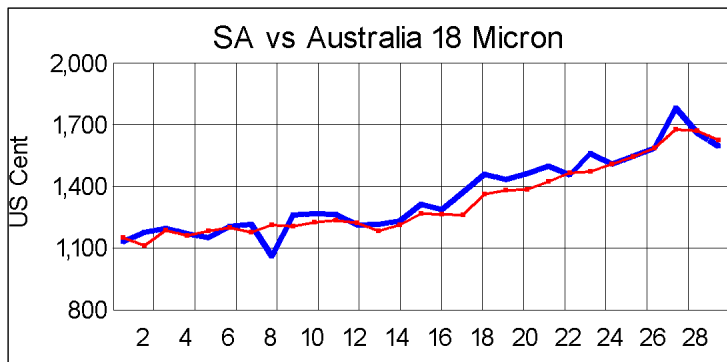
Average Topmaking Styles (AWEX MF6)

Micron	100+mm	90mm	80mm	70mm	60mm	50mm	40mm	30mm	20mm	10mm
18.0										
18.5										
19.0							16159			
19.5										
20.0					15242		13356			
20.5							12571			
21.0										
21.5										
22.0										
22.5										
23.0										
23.5										
24.0										

* Based on a minimum of 3 lots sold per category

Other Selected Types/Qualities

	Long			Medium		
	19μ	20μ	21μ	19μ	20μ	21μ
Good Quality						
Lambswool	19491	16559		18181	16137	
Bellies				16809	13903	
Locks				14923		
Average Quality						
Lambswool	19713	16741		16366	13445	12419
Bellies				15008	13445	13039
Locks				12652	10785	10923
Inferior Quality						
Fleecewool	17309	15210	14091	13420	13093	12536
Lambswool				13589		
Bellies				14451	13196	12555
Locks					8669	10629



— SA in USc
— Aus in USc

— SA in USc
— Aus in USc

Market Commentary

WOOL MARKET HIGHER

Port Elizabeth - The wool market traded slightly higher at this weeks' auction and the Cape Wools Merino Indicator increased by 0,3% and by 49 points to close at a value of R164,34 (Clean). On the Australian market, the EMI decreased 4,9%. The Cape Wools All Wool Indicator lost 0,3%.

The wool market remained at the current high level and market demand for wool is good however buyers urged caution as the price correction experienced particularly at the coarser end was disguised due to support from the weaker Rand. The majority of the offering was fine and of medium length for which there was keen competition with Standard Wool purchasing nearly twice as many bales as its closest rival.

This week saw the Rand at R13,66 to the US Dollar. The Rand was 4,5% weaker against the US Dollar compared with the average rate at the previous sale. The Rand was 3,4% weaker against the Euro, trading at R14,58. The offering comprised of 7 021 bales of which 98,5% was sold. Major traders were Standard Wool SA (3 166), Modiano (1 476), Lempriere SA (1 182) and Stucken & Co (581).

The average clean prices for the selection within the different micron categories for good top-making (MF5), long fleeces were as follows: 18,0 microns gained 1,8% to close at R222,48/kg; 18,5 microns increased 4,7% to close at R216,99/kg; 19 microns gained 1,7% to close at R200,13/kg; 19,5 microns decreased 0,8% to close at R174,52/kg; 20 microns increased with 0,1% to close at R157,78/kg; 20,5 microns decreased 0,6% to close at R149,05/kg; 21,0 microns weakened 2,7% to close at R143,62/kg; 21,5 microns increased 0,1% to close at R139,78/kg; 22 microns lost 3,9% to close at R133,97/kg and 22,5 microns decreased 2,1% to close at R131,52/kg.

The next sale is scheduled for 19 April 2017 where approximately ±6 325 bales will be on sale.

*The detailed Seasonal Receivals Declared Report can be viewed at WWW.CAPEWOOLS.CO.ZA