

National Weekly Wool Market Report

Season: 2016/2017

Sale Date: 14 & 15 February 2017



CAPE WOOLS SA

Tel: 27-41-4844301
 Fax: 27-41-4846792
 E-mail: stats@capewools.co.za
 Website: www.capewools.co.za

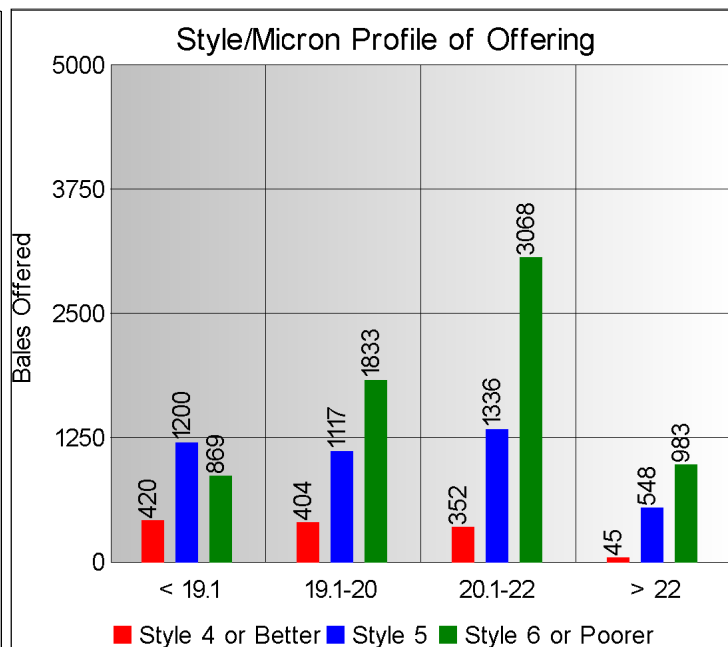
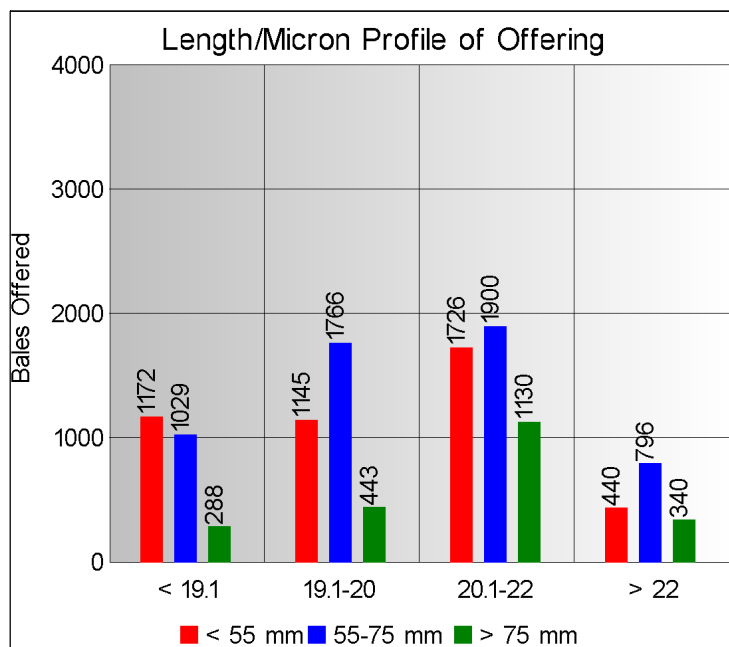
SA Merino Indicator				Buyers			
Indicator Unit	Current Sale	Last Sale	Change	Company	Bales Purchased This Week	% of Purchases	Total Bales Purchased This Season
# SA c/kg	15828	16196	-2.3%	Standard Wool SA	3366	27.7%	64232
Ave. to date (16/17)	15272	15245	0.2%	G Modiano SA	3309	27.2%	70612
Ave. to date (15/16)	13657			Lempriere SA	2782	22.9%	47886
US c/kg	1215	1203	0.9%	Stucken & Co	1476	12.1%	24236
Euro c/kg	1150	1129	1.9%	Segard Masurel SA	694	5.7%	10468
AWEX EMI	1437	1431	0.4%	New England Wool SA	240	2.0%	2985
Exchange Rates				H Dawson Sons & Co	13	0.1%	1125
Currency Unit	This Week	Previous Week	% Change	SAFIL SA			
R/USD	13.0299	13.4577	3.2%				
R/Euro	13.7615	14.3438	4.1%				
R/AUD	9.9997	10.2707	2.6%				
USD/AUD	0.7675	0.7629	-0.6%				

Analysis of Offerings by Broker This Week (Bales)

Broker	Merino Fleeces	Merino Bellies	Merino Lambs	Merino Backs	Merino Locks	* Other	Total	% Sold
BKB	4104	847	584	0	568	1009	7112	97.6%
CMW	1537	312	264	234	267	1153	3767	97.1%
JLW	77	10	7	0	6	10	110	92.7%
MAS	124	24	21	0	28	54	251	97.6%
QWB	186	13	23	0	15	261	498	99.6%
SBL	0	0	0	0	0	0	0	
VLW	263	38	30	0	31	75	437	100.0%
Total	6291	1244	929	234	915	2562	12175	97.6%

SA Merino Indicator includes Merino types comparable to international indicators.
 ## Cape Wools All Wool Indicator, includes all white wool sold at auction.

* crossbred, coarse and coloured, inferior



* Seasonal Receipts Declared

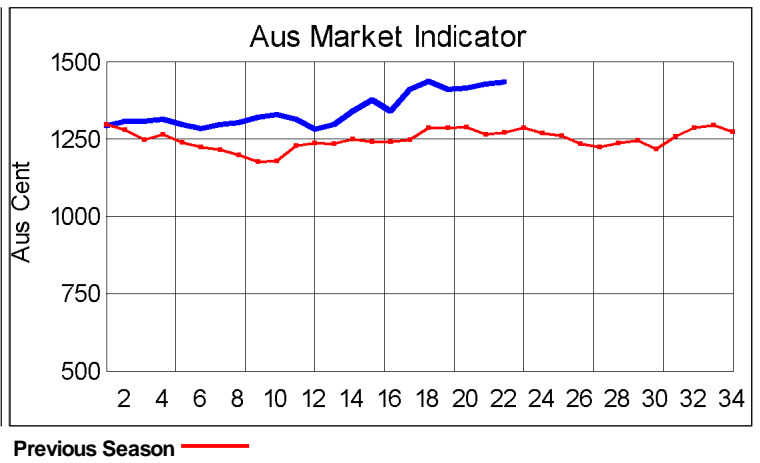
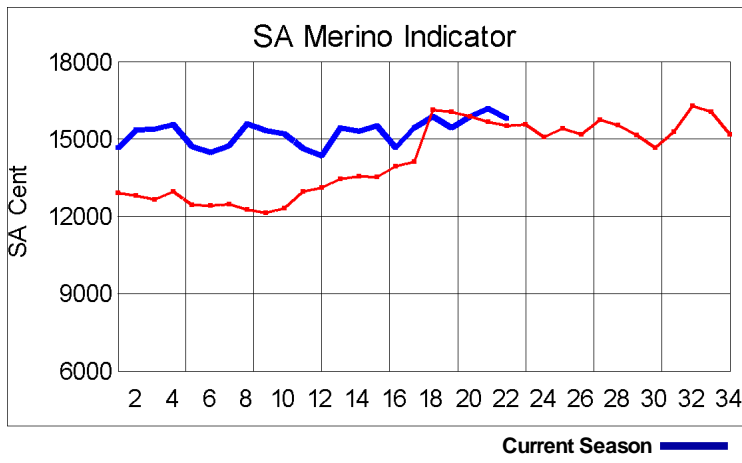
2016/17 Declared Receipts : 22 January 2017

36,633,408.4

2016/17 Declared Receipts : 12 February 2017

39,183,073.1

Percentage Change (Year-on-Year) : 1.77



Current Season — Previous Season —

Average Fleece Wool Prices (c/kg. clean)
Spinners and Good Topmaking Styles (AWEX Types MF4 and MF5)

Micron	100+mm	90mm	80mm	70mm	60mm	50mm	40mm	30mm	20mm	10mm
18.0			19770	20003	19112	18172				
18.5		19569		19165	18768	17763	17269			
19.0			18417	18507	17804	17101		13691		
19.5		16514	17259	17204	16715	16387				
20.0			15443	15489	15465	15243	14992	13677		
20.5			14837	14910	14588	13980				
21.0			14493	14388	14062					
21.5			14386	14689	13781					
22.0				14240	13689					
22.5			13959							
23.0										
23.5										
24.0										

* Based on a minimum of 3 lots sold per category

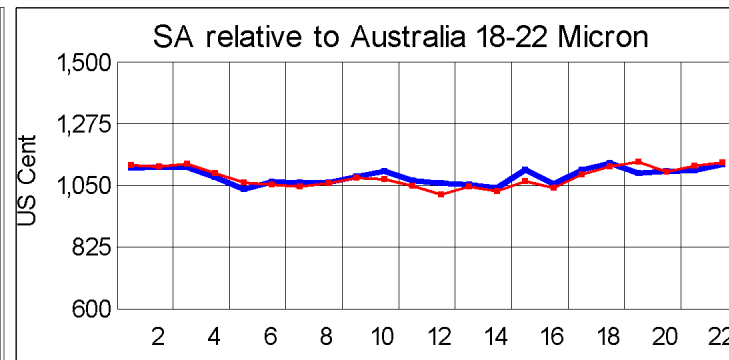
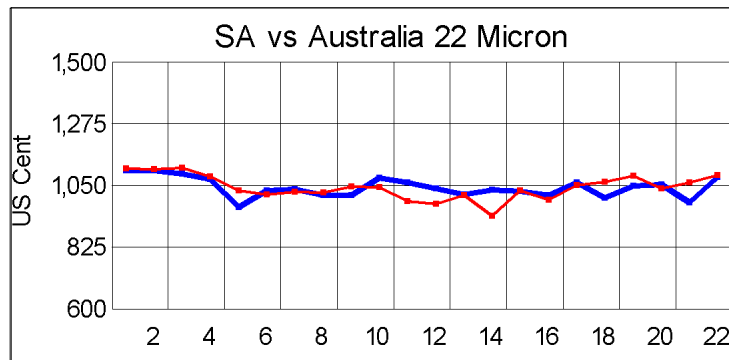
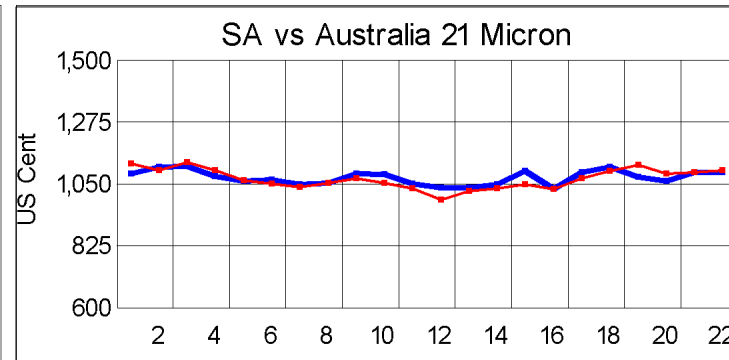
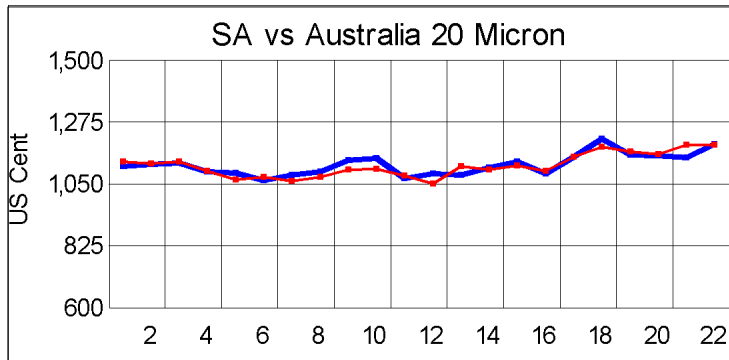
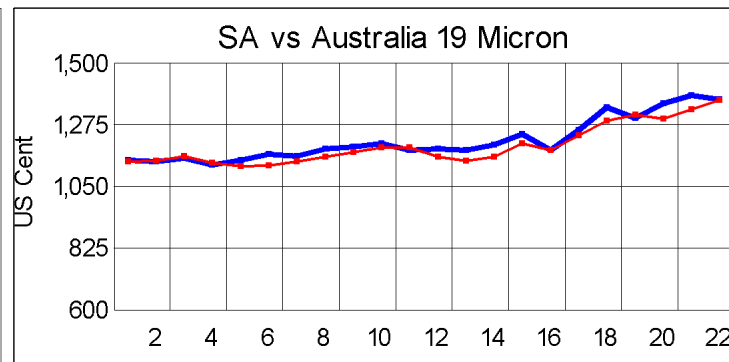
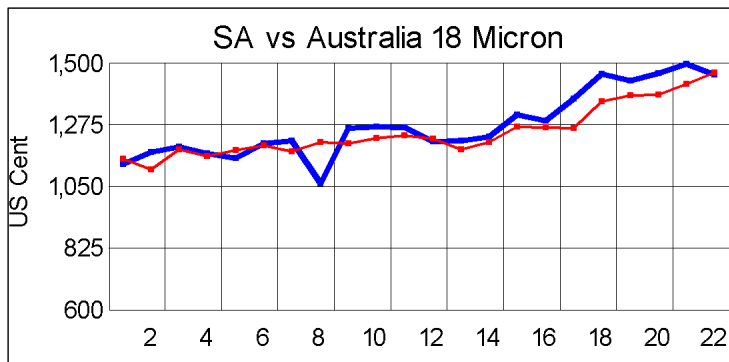
Average Topmaking Styles (AWEX MF6)

Micron	100+mm	90mm	80mm	70mm	60mm	50mm	40mm	30mm	20mm	10mm
18.0										
18.5										
19.0					16964					
19.5										
20.0				14641						
20.5						13932				
21.0				13879	13707					
21.5			13941							
22.0										
22.5										
23.0										
23.5										
24.0										

* Based on a minimum of 3 lots sold per category

Other Selected Types/Qualities

	Long			Medium		
	19μ	20μ	21μ	19μ	20μ	21μ
Good Quality						
Lambswool	17580	16278		16157	14408	12526
Bellies	15427	14794	13441	15383	14247	13184
Locks				12891	12463	
Average Quality						
Lambswool	17425		13831	15709		
Bellies	15984	14150	12228	15189	13813	11038
Locks				12195	11477	11419
Inferior Quality						
Fleecewool	16356	14412	13668	15367	13911	
Lambswool				13322		
Bellies		11862		13925	14256	13136
Locks			10775	10464	9774	



— SA in USc
— Aus in USc

— SA in USc
— Aus in USc

Market Commentary

WOOL MARKET 2,3% LOWER

Port Elizabeth - The wool market traded 2,3% lower this week and the Cape Wools Merino Indicator decreased by only 2,3% and by 368 points to close at a value of R158,28 (Clean). On the Australian market, the EMI increased 0,4%. The Cape Wools All Wool Indicator lost 0,9%.

The market performed well today and the effect of a stronger Rand was offset by the increased demand and value of the market when measured in US Dollars. The finer wool again delivered excellent returns to producers and the competition between the buyers was fierce with Standard Wool purchasing the lion share of the bales on offer.

This week saw the Rand at R13,03 to the US Dollar. The Rand was 3,2% stronger against the US Dollar compared with the average rate at the previous sale. The Rand gained 4,1% against the Euro, trading at R13,76. The offering comprised of 12 175 bales of which 97,6% was sold. Major traders were Standard Wool SA (3 366), Modiano (3 309), Lempriere SA (2 782) and Stucken & Co (1 476).

The average clean prices for the selection within the different micron categories for good top-making (MF5), long fleeces were as follows: 18,0 microns lost 0,3% to close at R191,32/kg; 18,5 microns decreased 1,2% to close at R181,70/kg; 19 microns dropped 0,8% to close at R178,04/kg; 19,5 microns decreased 0,4% to close at R169,54/kg; 20 microns decreased with 3,1% to close at R155,51/kg; 20,5 microns moved down 2,4% to close at R146,87/kg; 21,0 microns weakened 2,5% to close at R143,53/kg; 21,5 microns decreased 2,9% to close at R141,25/kg; 22 microns lost 0,7% to close at R141,87/kg and 22,5 microns decreased 1,0% to close at R142,26/kg.

The next sale is scheduled for 22 February 2017 where approximately ±8 803 bales will be on sale.

*The detailed Seasonal Receipts Declared Report can be viewed at www.capewools.co.za