

National Weekly Wool Market Report

Season: 2016/2017

Sale Date: 10 & 11 January 2017



CAPE WOOLS SA

Tel: 27-41-4844301
 Fax: 27-41-4846792
 E-mail: stats@capewools.co.za
 Website: www.capewools.co.za

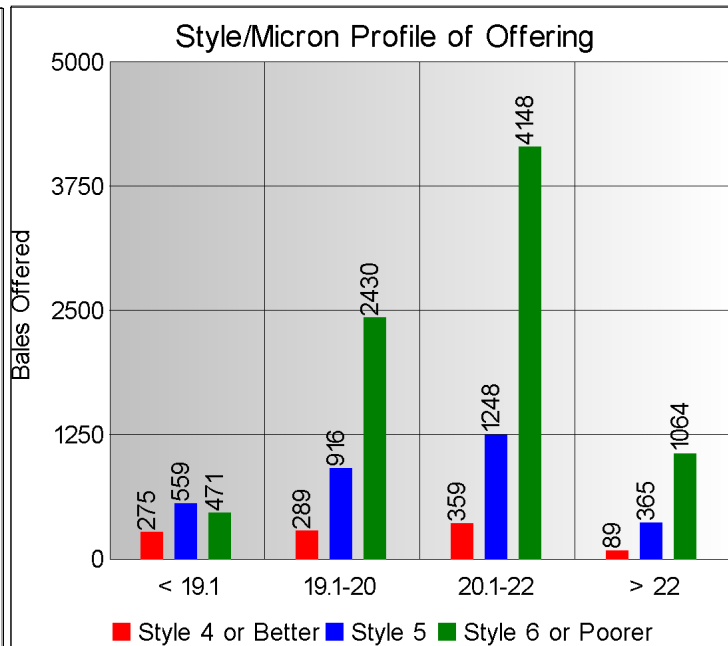
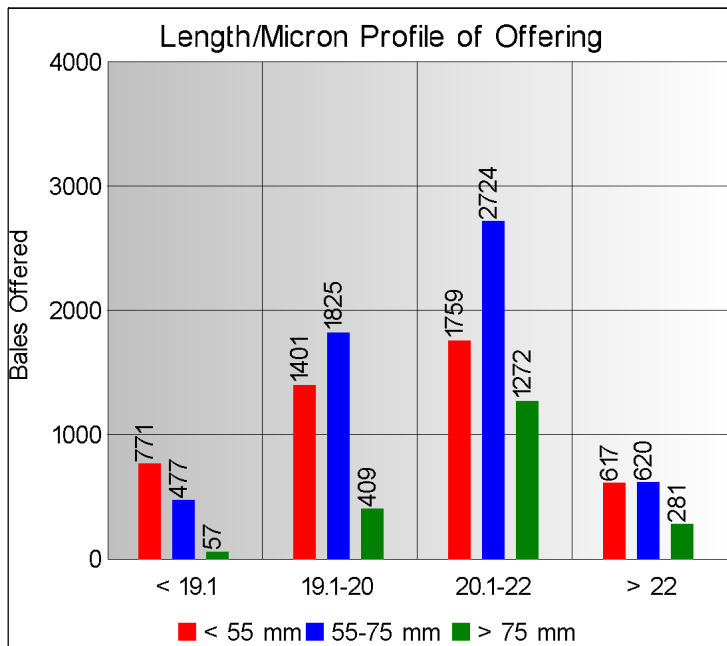
SA Merino Indicator				Buyers			
Indicator Unit	Current Sale	Last Sale	Change	Company	Bales Purchased This Week	% of Purchases	Total Bales Purchased This Season
# SA c/kg	15454	14693	5.2%	G Modiano SA	3870	31.7%	54878
Ave. to date (16/17)	15101	15079	0.2%	Lempriere SA	3127	25.6%	35006
Ave. to date (15/16)	12962			Standard Wool SA	2538	20.8%	52272
US c/kg	1128	1084	4.1%	Stucken & Co	1820	14.9%	18753
Euro c/kg	1070	1006	6.4%	Segard Masurel SA	326	2.7%	8807
AWEX EMI	1413	1342	5.3%	New England Wool SA	207	1.7%	2143
Exchange Rates				H Dawson Sons & Co	93	0.8%	597
Currency Unit	This Week	Previous Week	% Change	SAFIL SA			
R/USD	13.7061	13.5600	-1.1%				
R/Euro	14.4430	14.6049	1.1%				
R/AUD	10.1185	10.0927	-0.3%				
USD/AUD	0.7370	0.7442	1.0%				

Analysis of Offerings by Broker This Week (Bales)

Broker	Merino Fleeces	Merino Bellies	Merino Lambs	Merino Backs	Merino Locks	* Other	Total	% Sold
BKB	4447	1013	595	0	544	1388	7987	98.4%
CMW	1854	493	325	272	449	833	4226	97.6%
MAS	0	0	0	0	0	0	0	
QWB	0	0	0	0	0	0	0	
SBL	0	0	0	0	0	0	0	
VLW	0	0	0	0	0	0	0	
Total	6301	1506	920	272	993	2221	12213	98.1%

SA Merino Indicator includes Merino types comparable to international indicators.
 ## Cape Wools All Wool Indicator, includes all white wool sold at auction.

* crossbred, coarse and coloured, inferior



* Seasonal Receipts Declared

2016/17 Declared Receipts : 18 December 2016

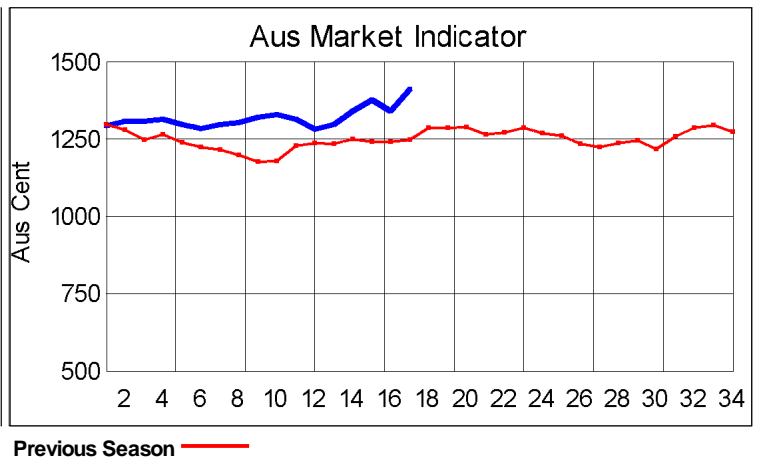
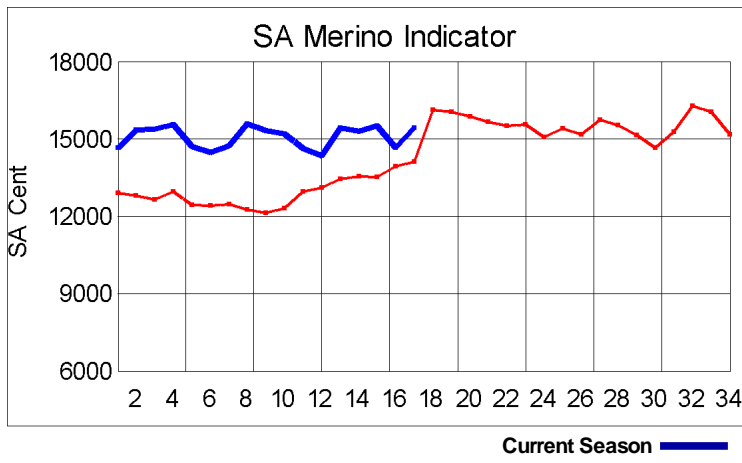
32,428,681.5

2016/17 Declared Receipts : 08 January 2017

33,573,465.5

Percentage Change (Year-on-Year) :

0.25



Current Season █ Previous Season █

**Average Fleece Wool Prices (c/kg. clean)
Spinners and Good Topmaking Styles (AWEX Types MF4 and MF5)**

Micron	100+mm	90mm	80mm	70mm	60mm	50mm	40mm	30mm	20mm	10mm
18.0					18151	16990				
18.5				18054	17966	16292	15195			
19.0			17199	17351	17277	16364	15686			
19.5			16954	16085	16608	15666	14528			
20.0			16150	15813	15313	14975	14426			
20.5			15104	15012	14753	13471	13808			
21.0				14906	14318	13646				
21.5				14898	13442	13015				
22.0					13704					
22.5						12847				
23.0										
23.5					13024					
24.0										

* Based on a minimum of 3 lots sold per category

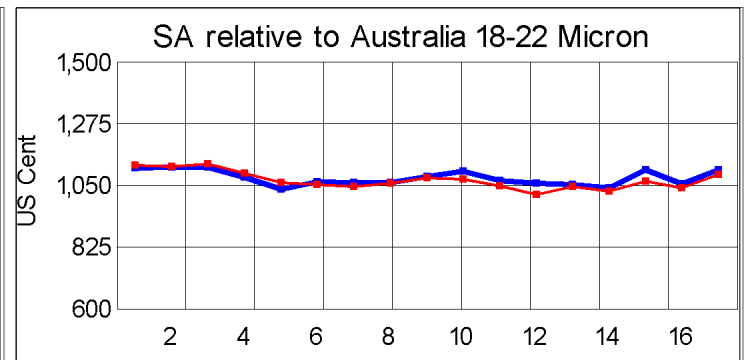
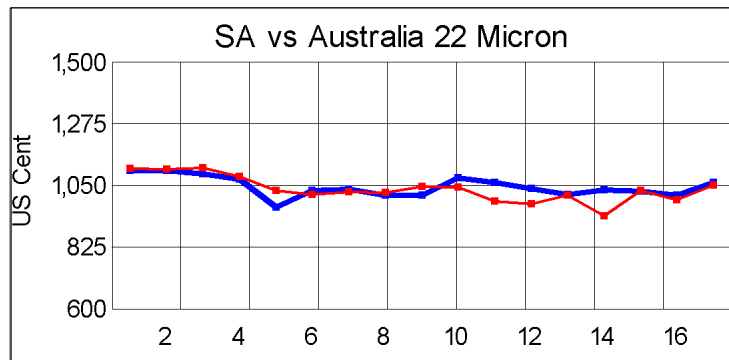
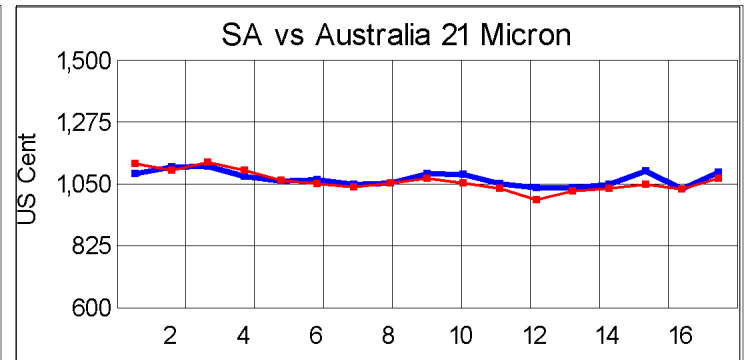
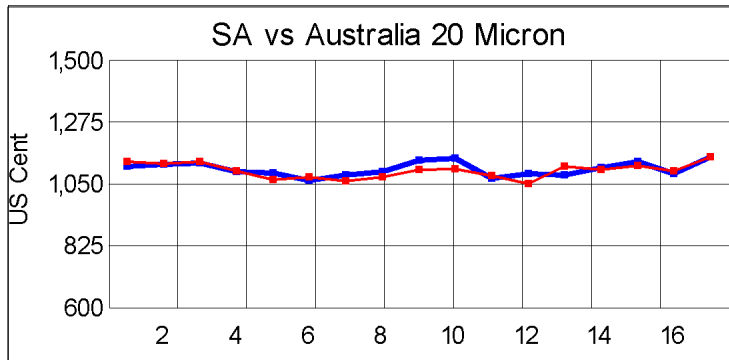
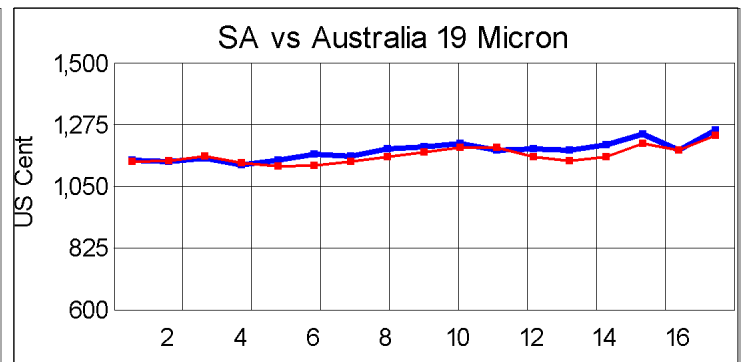
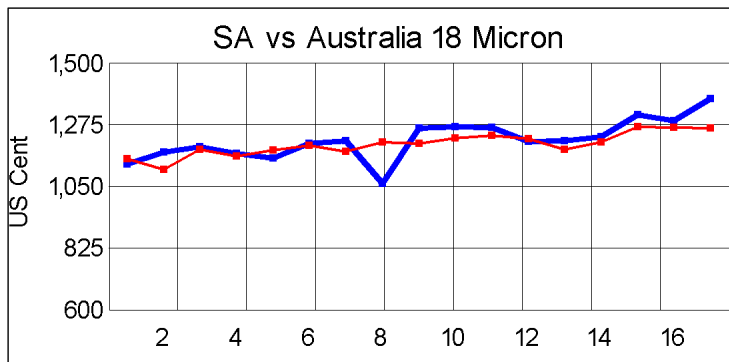
Average Topmaking Styles (AWEX MF6)

Micron	100+mm	90mm	80mm	70mm	60mm	50mm	40mm	30mm	20mm	10mm
18.0										
18.5										
19.0										
19.5				15415						
20.0				13917						
20.5										
21.0				13919						
21.5										
22.0										
22.5										
23.0										
23.5										
24.0										

* Based on a minimum of 3 lots sold per category

Other Selected Types/Qualities

	Long			Medium		
	19μ	20μ	21μ	19μ	20μ	21μ
Good Quality						
Lambswool	17537	15778		15912	14713	
Bellies	16051	15552		15429	14263	12735
Locks	13830			13143	12816	11267
Average Quality						
Lambswool		14593		14045	12616	12264
Bellies	15494	15130		14174	13739	12206
Locks				11743	11852	11126
Inferior Quality						
Fleecewool	15955	14435	13052	15431	14790	
Lambswool					14047	12872
Bellies	12937	15046		14038	13510	13391
Locks				11077	9485	



— SA in USc
— Aus in USc

— SA in USc
— Aus in USc

Market Commentary

WOOL MARKET 5,2% HIGHER

Port Elizabeth - The wool market traded 5,2% higher this week and the Cape Wools Merino Indicator increased by 761 points to close at a value of R154,54 (Clean). On the Australian market, the EMI increased 5,3%. The Cape Wools All Wool Indicator gained 4,5%.

The first sale of the 2017 calendar year got off to a promising start and the market is trading above the 15,000 (Clean) level. There was a fairly large quantity of wool on offer today with excellent demand for the limited stock of Merino fleeces. The finer end of the market did particularly well whilst the coarser wool also appreciated in value.

The competition between buyers remains fierce as the seasonal change in the profile of the offering limits the supply of the highly sought after quality wool.

This week saw the Rand at R13,71 to the US dollar. The Rand weakened by 1,1% against the US Dollar compared with the average rate at the previous sale. The Rand gained 1,1% against the Euro, trading at R14,44. The offering comprised of 12 213 bales of which 98,1% was sold. Major traders were Modiano (3 868), Lempriere SA (3 127), Standard Wool SA (2 538) and Stucken & Co (1 820).

The average clean prices for the selection within the different micron categories for good top-making (MF5), long fleeces were as follows: 18,0 microns gained 6,6% to close at R176,29/kg; 18,5 microns increased 5,0% to close at R175,08/kg; 19 microns increased 5,6% to close at R169,64/kg; 19,5 microns gained 5,2% to close at R161,07/kg; 20 microns increased with 5,7% to close at R157,60/kg; 20,5 microns gained 5,3% to close at R148,04/kg; 21,0 microns gained 4,9% to close at R146,73/kg; 21,5 microns increased 6,4% to close at R145,91/kg; 22 microns gained 6,3% to close at R144,12/kg and 22,5 microns increased 4,1% to close at R143,54/kg.

The next sale is scheduled for 18 January 2017 where approximately ±14 392 bales will be on sale.

*The detailed Seasonal Receipts Declared Report can be viewed at www.capewools.co.za