

National Weekly Wool Market Report

Season: 2016/2017

Sale Date: 21 September 2016



CAPE WOOLS SA

Tel: 27-41-4844301
 Fax: 27-41-4846792
 E-mail: stats@capewools.co.za
 Website: www.capewools.co.za

SA Merino Indicator				Buyers			
Indicator Unit	Current Sale	Last Sale	Change	Company	Bales Purchased This Week	% of Purchases	Total Bales Purchased This Season
# SA c/kg	14742	15584	-5.4%	Standard Wool SA	2282	27.2%	11242
Ave. to date (16/17)	15157	15261	-0.7%	G Modiano SA	1705	20.3%	10942
Ave. to date (15/16)	12773			Lempriere SA	1465	17.4%	9731
US c/kg	1073	1088	-1.4%	Stucken & Co	1327	15.8%	5867
Euro c/kg	963	969	-0.7%	Segard Masurel SA	792	9.4%	3387
AWEX EMI	1298	1316	-1.4%	New England Wool SA	162	1.9%	1222
				H Dawson Sons & Co			
				SAFIL SA			

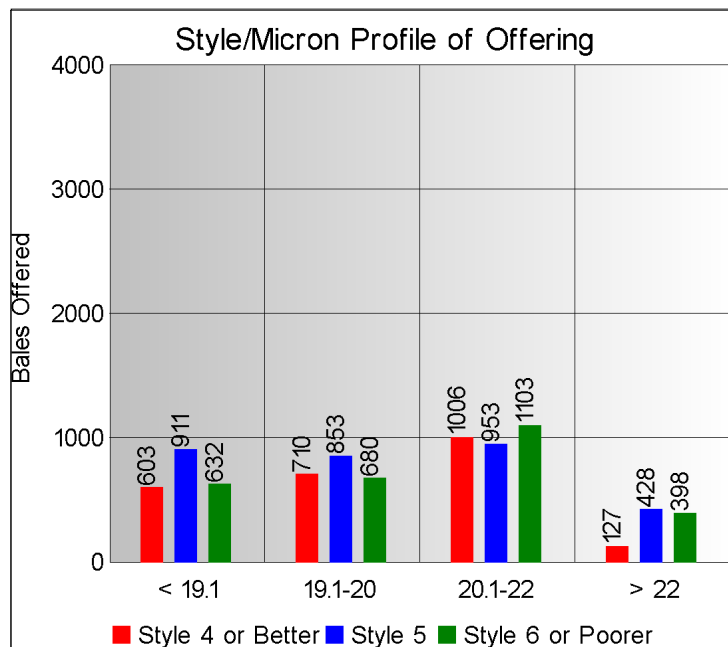
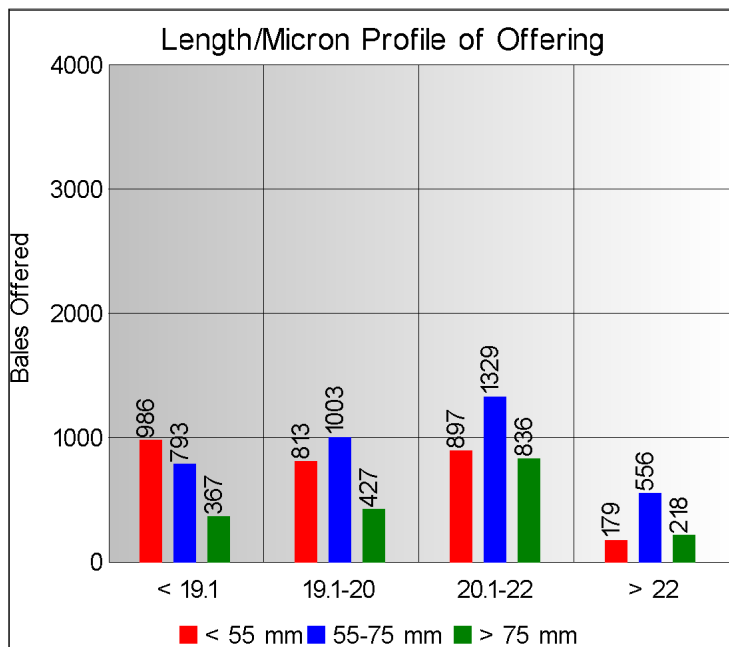
Exchange Rates			
Currency Unit	This Week	Previous Week	% Change
R/USD	13.7420	14.3288	4.1%
R/Euro	15.3154	16.0803	4.8%
R/AUD	10.4192	10.7054	2.7%
USD/AUD	0.7580	0.7472	-1.4%

Analysis of Offerings by Broker This Week (Bales)

Broker	Merino Fleeces	Merino Bellies	Merino Lambs	Merino Backs	Merino Locks	* Other	Total	% Sold
BKB	2454	359	458	0	278	359	3908	89.3%
CMW	1669	204	298	178	199	292	2840	93.9%
JLW	63	5	11	0	5	8	92	98.9%
MAS	364	54	73	0	41	57	589	92.9%
QWB	330	19	71	0	49	259	728	95.2%
SBL	46	4	14	0	4	12	80	100.0%
VLW	109	19	10	0	11	18	167	98.2%
Total	5035	664	935	178	587	1005	8404	92.0%

SA Merino Indicator includes Merino types comparable to international indicators.
 ## Cape Wools All Wool Indicator, includes all white wool sold at auction.

* crossbred, coarse and coloured, inferior

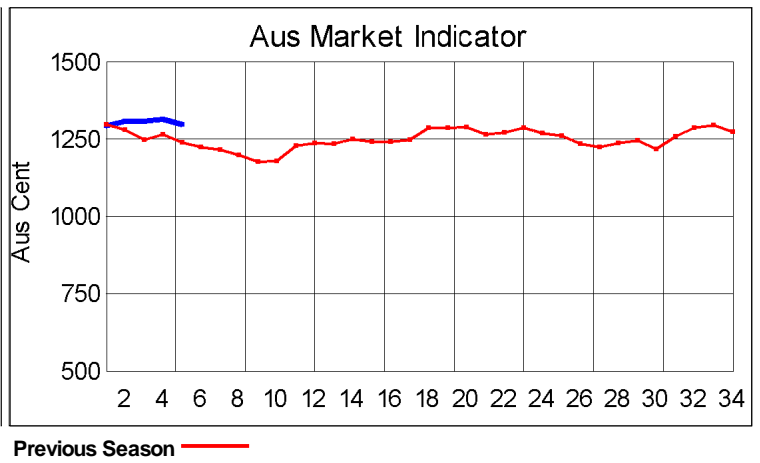
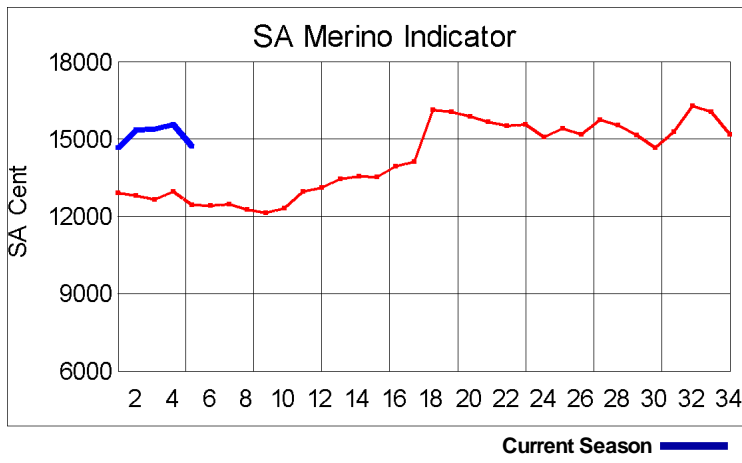


* Seasonal Receipts Declared

2016/17 Declared Receipts : 28 August 2016
 2016/17 Declared Receipts : 18 September 2016

6,175,874.7
 9,710,642.7

Percentage Change (Year-on-Year) : -1.11



Current Season — Previous Season —

Average Fleece Wool Prices (c/kg. clean)
Spinners and Good Topmaking Styles (AWEX Types MF4 and MF5)

Micron	100+mm	90mm	80mm	70mm	60mm	50mm	40mm	30mm	20mm	10mm
18.0			16742	16701	15751					
18.5		16890	16191	16042	15202	14961	14156			
19.0		15896	15939	15716	15427	14986	14202			
19.5		15556	15422	15238	14843	15013	13524			
20.0		15064	15217	15034	14632	14535	13982			
20.5		14997	14843	14873	14595	14252	13356			
21.0		15168	14795	14817	14485	14044	12387			
21.5			14810	14847	14513	13435				
22.0			14482		14370	13807				
22.5					14482					
23.0										
23.5										
24.0			14127							

* Based on a minimum of 3 lots sold per category

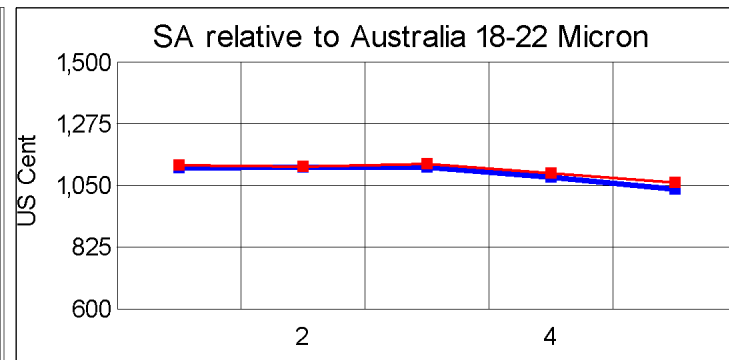
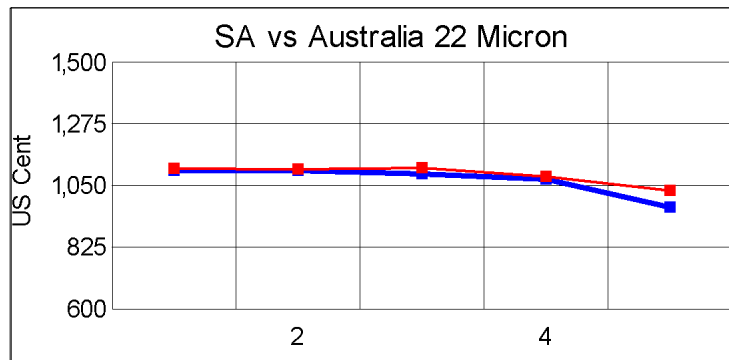
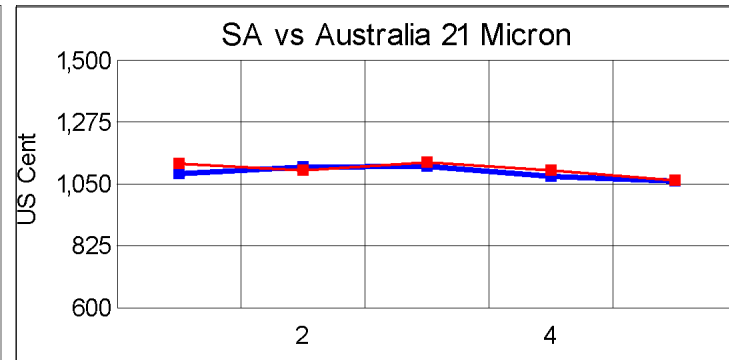
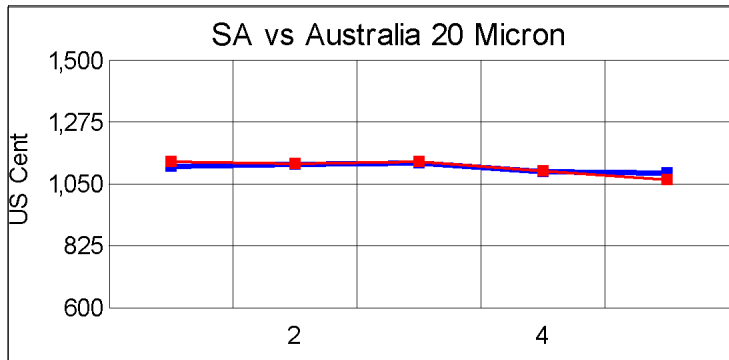
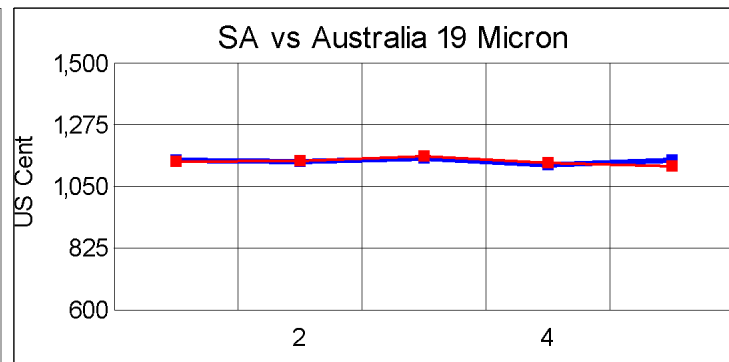
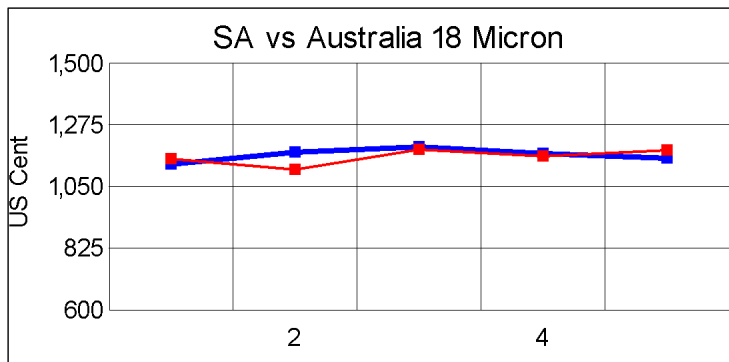
Average Topmaking Styles (AWEX MF6)

Micron	100+mm	90mm	80mm	70mm	60mm	50mm	40mm	30mm	20mm	10mm
18.0										
18.5										
19.0										
19.5				15102						
20.0				14367				12990		
20.5										
21.0										
21.5			14413							
22.0										
22.5										
23.0										
23.5										
24.0										

* Based on a minimum of 3 lots sold per category

Other Selected Types/Qualities

	Long			Medium		
	19μ	20μ	21μ	19μ	20μ	21μ
Good Quality						
Lambswool	15677	13955		13369	13324	
Bellies	14259		13929	14795	13115	
Locks				13059	12101	12246
Average Quality						
Lambswool	14975	14634	14206	13966	12546	
Bellies	15089	14261	13663	13599	13228	13367
Locks				11045	11409	11021
Inferior Quality						
Fleecewool	14731	14588	14228			
Lambswool	14590					
Bellies	13903	12541	12882	13148	13087	12363
Locks				10678	10672	9531



— SA in USc
— Aus in USc

— SA in USc
— Aus in USc

Market Commentary

WOOL MARKET 5,4% LOWER

Port Elizabeth - The wool market traded sharply lower with the Cape Wools Merino Indicator decreasing by 5,4% and by 842 points to close at a value of R147,42 (Clean). On the Australian market, the EMI decreased 1,4%. The Cape Wools All Wool Indicator lost 5,4%.

The auction was visibly more volatile across all types. The finer end managed to hold on to its recent gains but the coarser end of the market lost significant value on the day. The buyers mentioned that the wool on offer was markedly more tender which impacted on yields at processing.

This week saw the rand at R13,74 to the US dollar. The rand strengthened by 4,1% against the US dollar compared with the average rate at the previous sale. The Rand strengthened 4,8% against the Euro, trading at R15,32. The offering comprised of 8 404 bales of which 92,0% was sold. Major traders were Standard Wool SA (2 282), G Modiano SA (1 705), Lempriere SA (1 465) and Stucken & Co (1 327).

The average clean prices for the selection within the different micron categories for good top-making (MF5), long fleeces were as follows: 18,0 microns lost 2,3% to close at R162,73/kg; 18,5 microns decreased 4,5% to close at R157,73/kg; 19 microns decreased 5,0% to close at R154,71/kg; 19,5 microns lost 5,8% to close at R150,71/kg; 20 microns decreased with 7,1% to close at R146,48/kg; 20,5 microns decreased 6,1% to close at R147,55/kg; 21,0 microns lost 7,3% to close at R146,29/kg; 21,5 microns dropped 6,8% to close at R144,81/kg; 22,0 microns decreased 8,5 to close at R142,03/kg and 22,5 microns decreased 3,6% to close at R147,85/kg.

The next sale is scheduled for 28 September 2016 where approximately ±7 093 bales will be on Sale.

*The detailed Seasonal Receipts Declared Report can be viewed at www.capewools.co.za