

# National Weekly Wool Market Report

Season: 2015/2016

Sale Date: 3 & 4 May 2016



CAPE WOOLS SA

Tel: 27-41-4844301  
 Fax: 27-41-4846792  
 E-mail: stats@capewools.co.za  
 Website: www.capewools.co.za

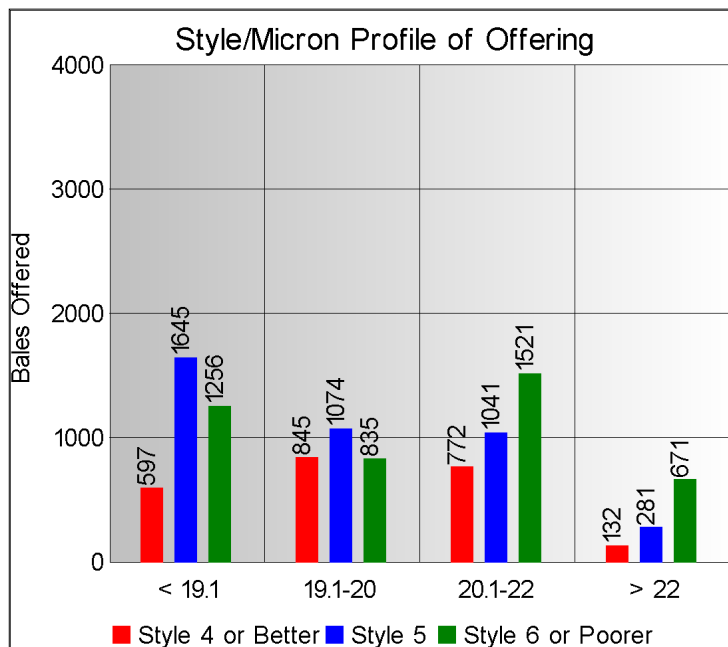
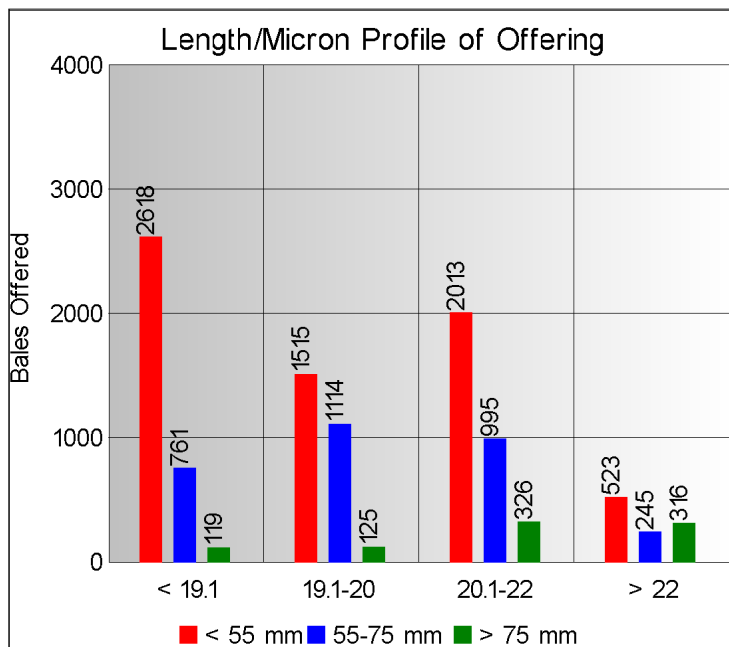
SA Merino Indicator				Buyers			
Indicator Unit	Current Sale	Last Sale	Change	Company	Bales Purchased This Week	% of Purchases	Total Bales Purchased This Season
# SA c/kg	15310	14695	4.2%	G Modiano SA	3310	31.0%	76652
Ave. to date (15/16)	14114	14075	0.3%	Standard Wool SA	2859	26.8%	83729
Ave. to date (14/15)	11367			Stucken & Co	2257	21.2%	30057
US c/kg	1038	1029	0.8%	Lempriere SA	1311	12.3%	71065
Euro c/kg	903	906	-0.4%	Segard Masurel SA	513	4.8%	17091
AWEX EMI	1260	1220	3.3%	New England Wool SA	49	0.5%	5164
Exchange Rates				H Dawson Sons & Co			3914
Currency Unit	This Week	Previous Week	% Change	CMW Operations			5
R/USD	14.7561	14.2740	-3.4%	SAFIL SA			184
R/Euro	16.9554	16.2168	-4.6%				
R/AUD	11.0443	11.1262	0.7%				
USD/AUD	0.7488	0.7793	3.9%				

## Analysis of Offerings by Broker This Week (Bales)

Broker	Merino Fleeces	Merino Bellies	Merino Lambs	Merino Backs	Merino Locks	* Other	Total	% Sold
BKB	3220	608	597	0	516	1261	6202	94.8%
CMW	1361	745	456	117	8	400	3087	98.7%
JLW	40	14	4	0	7	23	88	100.0%
MAS	85	28	110	0	22	47	292	99.7%
QWB	299	29	46	0	29	360	763	99.7%
SBL	57	9	10	0	10	15	101	100.0%
VLW	90	6	16	0	9	16	137	97.8%
<b>Total</b>	<b>5152</b>	<b>1439</b>	<b>1239</b>	<b>117</b>	<b>601</b>	<b>2122</b>	<b>10670</b>	<b>96.5%</b>

# SA Merino Indicator includes Merino types comparable to international indicators.  
 ## Cape Wools All Wool Indicator, includes all white wool sold at auction.

\* crossbred, coarse and coloured, inferior



## \* Seasonal Receipts Declared

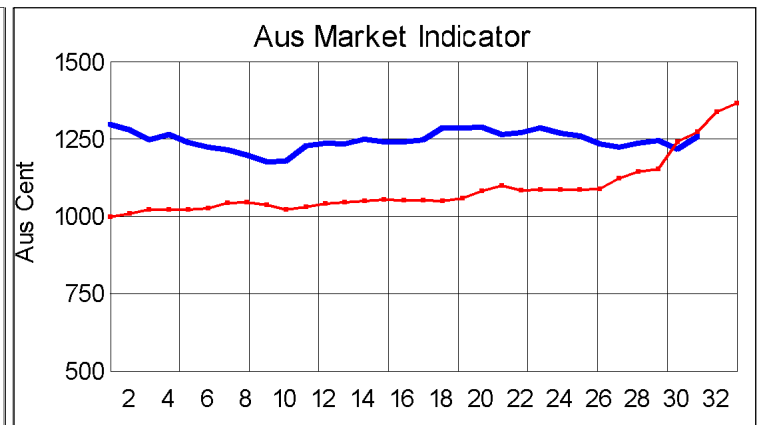
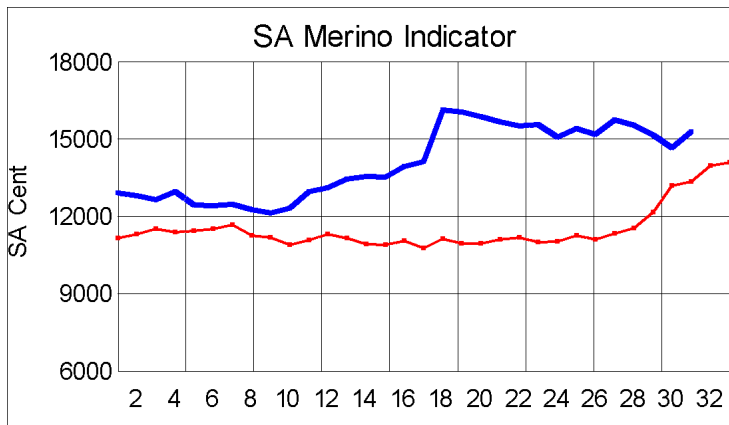
2015/16 Declared Receipts : 10 April 2016

44,182,654.2

2015/16 Declared Receipts : 01 May 2016

45,945,836.2

Percentage Change (Year-on-Year) : -2.01 %



Current Season — Previous Season —

**Average Fleece Wool Prices (c/kg. clean)**  
**Spinners and Good Topmaking Styles (AWEX Types MF4 and MF5)**

Micron	100+mm	90mm	80mm	70mm	60mm	50mm	40mm	30mm	20mm	10mm
18.0				16584		15713	15335	13202		
18.5			16781	16889	16180	15681	14986	14282		
19.0			16525	16426	15850	15118	14516	13285		
19.5			16263	16255	15576	15121	14425			
20.0			16055	15889	15323	14816	14212	13348		
20.5			16115	15625	15036	14608	13988			
21.0			15862	15527	15200	14301	13812			
21.5				15607	14653	14156	12805			
22.0				15698	14371	12684				
22.5					14526					
23.0										
23.5										
24.0										

\* Based on a minimum of 3 lots sold per category

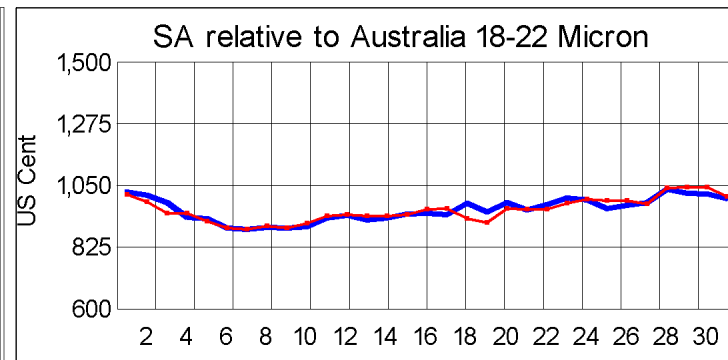
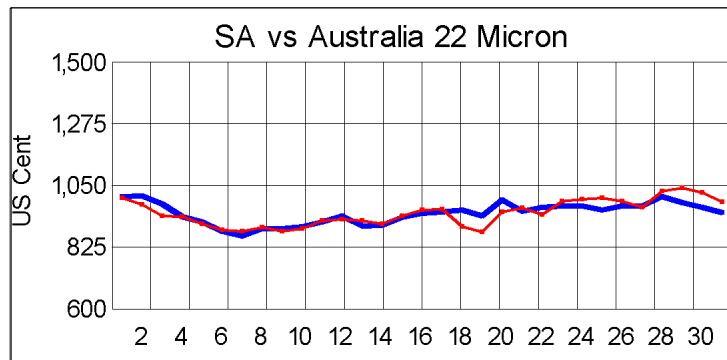
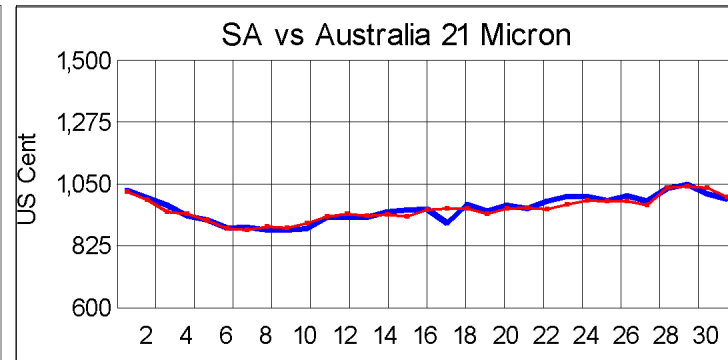
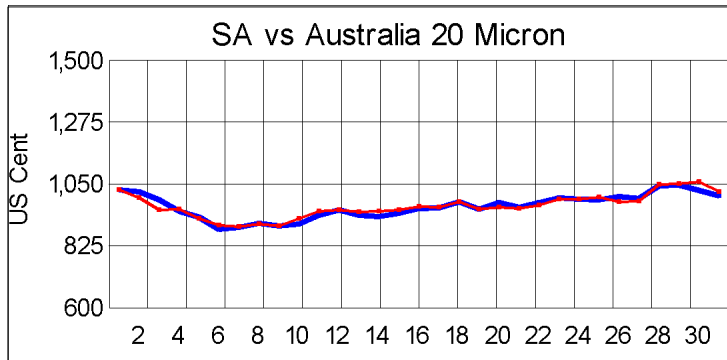
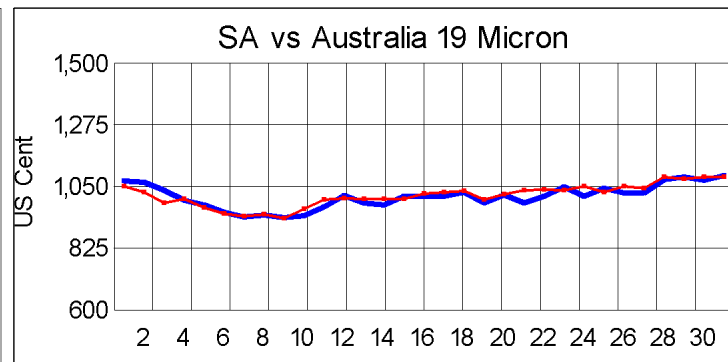
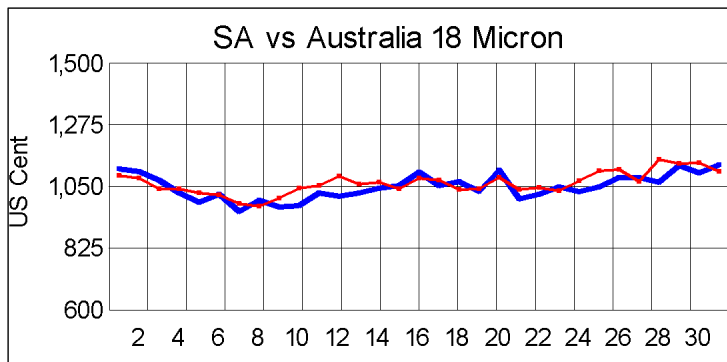
**Average Topmaking Styles (AWEX MF6)**

Micron	100+mm	90mm	80mm	70mm	60mm	50mm	40mm	30mm	20mm	10mm
18.0										
18.5										
19.0										
19.5							14314			
20.0			15559			14406				
20.5							13343			
21.0							12543			
21.5							12697			
22.0										
22.5										
23.0										
23.5										
24.0										

\* Based on a minimum of 3 lots sold per category

**Other Selected Types/Qualities**

	Long			Medium		
	19μ	20μ	21μ	19μ	20μ	21μ
<b>Good Quality</b>						
Lambswool	16155	15833		14956	14473	13621
Bellies	15122	14488		14236	14305	13991
Locks				13253	11810	
<b>Average Quality</b>						
Lambswool	15262		14550	14362	14001	14220
Bellies	14911	13983	13749	13415	13490	12389
Locks				11847	12155	11375
<b>Inferior Quality</b>						
Fleecewool	13607	14992	14592	12417		
Lambswool	15063			14849	15148	
Bellies	13614	10237		13201	12185	12729
Locks				10511	10424	



— SA in USc  
— Aus in USc

— SA in USc  
— Aus in USc

## Market Commentary

### WOOL MARKET 4% HIGHER

Port Elizabeth - The wool market traded 4,2% higher this week and the Cape Wools Merino Indicator increased by 615 points to close at a value of R153,10 (Clean). On the Australian market, the EMI increased 3,3%. The Cape Wools All Wool Indicator gained 4,2%.

Today saw a decent size auction with predominantly good quality wool on offer. The majority of wool were between 40-55mm in length and the better quality wool in this category attained good prices. As a result the longer wool again fared particularly well. The rand assisted returns to producers. There are now three auctions left in this current wool growing season.

This week saw the rand at R14,76 to the US dollar. The rand weakened by 3,4% against the US dollar compared with the average rate at the previous sale. The Rand weakened 4,6% against the Euro, trading at R16,96. The offering comprised of 10 670 bales of which 96,5% was sold. Major traders were G Modiano SA (3 310), Standard Wool SA (2 859), Stucken & Co (2 257), and Lempriere SA (1 311),

The average clean prices for the selection within the different micron categories for good top-making (MF5), long fleeces were as follows: 18,0 microns gained 5,6% to close at R168,63/kg; 18,5 microns increased 5,1% to close at R161,80/kg; 19 microns increased 2,9% to close at R159,04/kg; 19,5 microns gained 2,1% to close at R156,21/kg; 20 microns increased with 3,6% to close at R156,32/kg; 20,5 microns increased 5,8% to close at R156,85/kg; 21,0 microns gained 2,0% to close at R150,61/kg; 21,5 microns gained 5,4% to close at R154,47/kg; 22,0 microns increased 7,5% to close at R156,52/kg and 22,5 microns increased 4,0% to close at R153,50/kg.

The next sale is scheduled for 18 May 2016.

\*The detailed Seasonal Receipts Declared Report can be viewed at [www.capewools.co.za](http://www.capewools.co.za)