

National Weekly Wool Market Report

Season: 2015/2016

Sale Date: 24 February 2016



CAPE WOOLS SA

Tel: 27-41-4844301
 Fax: 27-41-4846792
 E-mail: stats@capewools.co.za
 Website: www.capewools.co.za

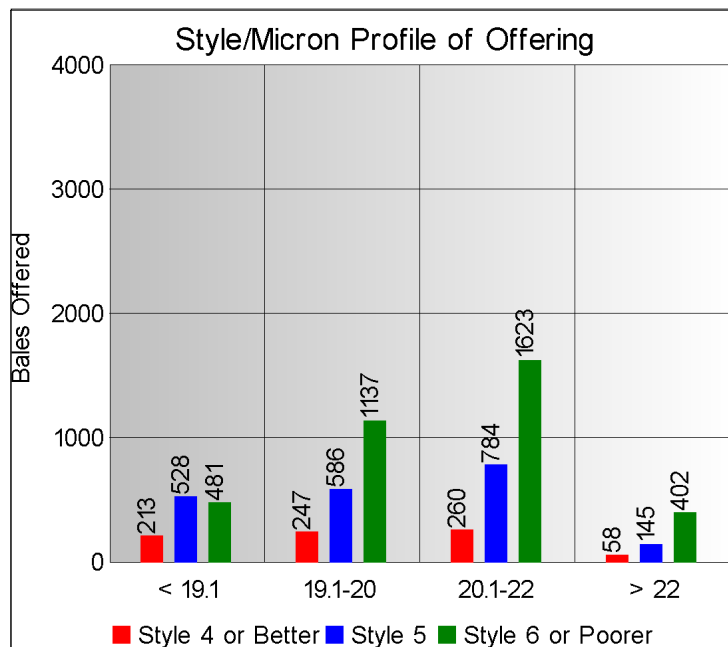
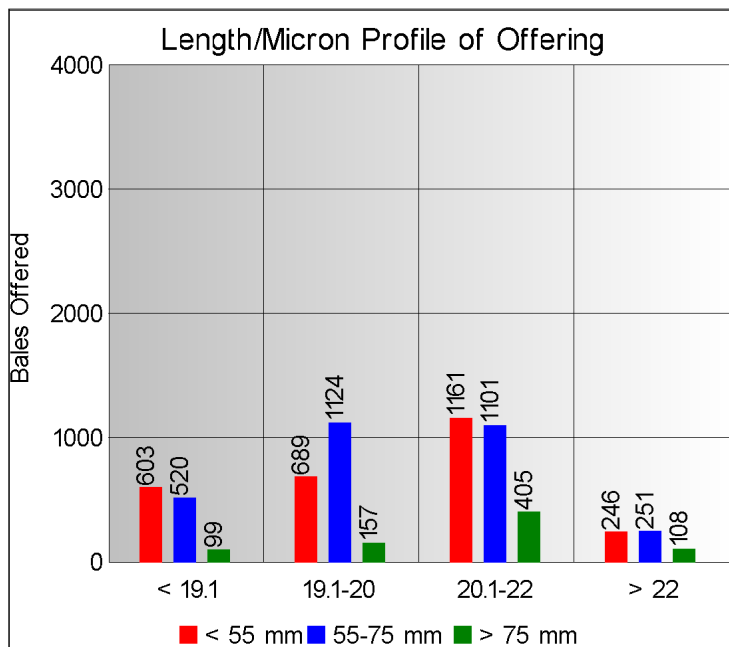
SA Merino Indicator				Buyers			
Indicator Unit	Current Sale	Last Sale	Change	Company	Bales Purchased This Week	% of Purchases	Total Bales Purchased This Season
# SA c/kg	15092	15594	-3.2%	G Modiano SA	1770	27.4%	59028
Ave. to date (15/16)	13767	13709	0.4%	Standard Wool SA	1407	21.8%	65018
Ave. to date (14/15)	11181			Lempriere SA	1339	20.7%	57894
US c/kg	990	990	-0.0%	Stucken & Co	867	13.4%	20952
Euro c/kg	900	888	1.4%	Segard Masurel SA	636	9.8%	13770
AWEX EMI	1272	1288	-1.2%	H Dawson Sons & Co	151	2.3%	3673
Exchange Rates				New England Wool SA	42	0.7%	3531
Currency Unit	This Week	Previous Week	% Change	CMW Operations			5
R/USD	15.2488	15.7526	3.2%	SAFIL SA			184
R/Euro	16.7643	17.5611	4.5%				
R/AUD	10.9525	11.2010	2.2%				
USD/AUD	0.7183	0.7109	-1.0%				

Analysis of Offerings by Broker This Week (Bales)

Broker	Merino Fleeces	Merino Bellies	Merino Lambs	Merino Backs	Merino Locks	* Other	Total	% Sold
BKB	2116	359	392	2	287	573	3729	94.9%
CMW	1094	410	251	211	64	341	2371	97.9%
MAS	29	5	18	7	8	87	154	96.8%
QWB	0	0	0	0	0	0	0	
SBL	0	0	0	0	0	0	0	
VLW	79	16	2	6	23	84	210	97.6%
Total	3318	790	663	226	382	1085	6464	96.1%

SA Merino Indicator includes Merino types comparable to international indicators.
 ## Cape Wools All Wool Indicator, includes all white wool sold at auction.

* crossbred, coarse and coloured, inferior

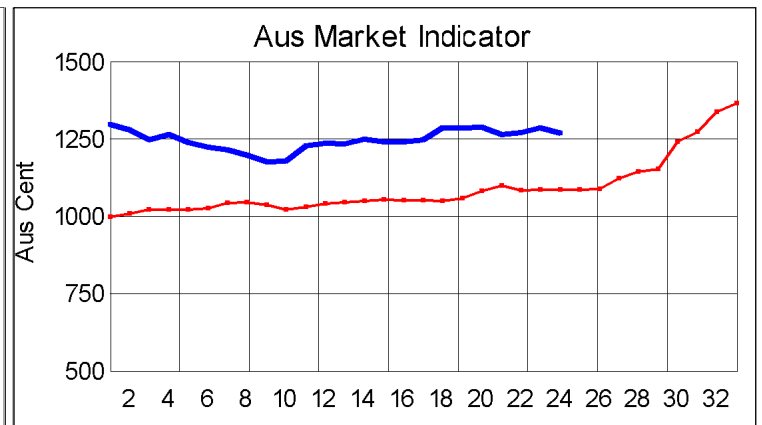
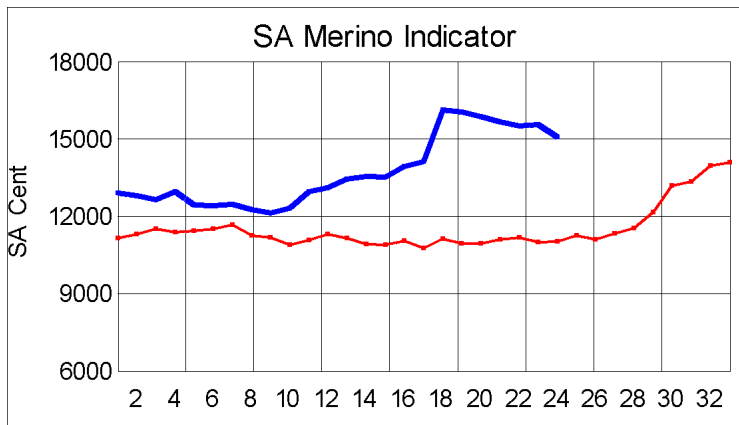


* Seasonal Receipts Declared

2015/16 Declared Receipts : 31 January 2016
 2015/16 Declared Receipts : 21 February 2016

35,717,565.8
 38,494,737.7

Percentage Change (Year-on-Year) : -0.60 %



Current Season — Previous Season —

Average Fleece Wool Prices (c/kg. clean)
Spinners and Good Topmaking Styles (AWEX Types MF4 and MF5)

Micron	100+mm	90mm	80mm	70mm	60mm	50mm	40mm	30mm	20mm	10mm
18.0				16942	16749	15213				
18.5				16626	15898	14939	14532			
19.0				16674	15673	14947	14408			
19.5			15841	15904	15246	14813				
20.0			15089	15323	15168	14832	13796			
20.5			15287	15035	14874		13768			
21.0			15292	15191	14966					
21.5										
22.0										
22.5										
23.0										
23.5										
24.0										

* Based on a minimum of 3 lots sold per category

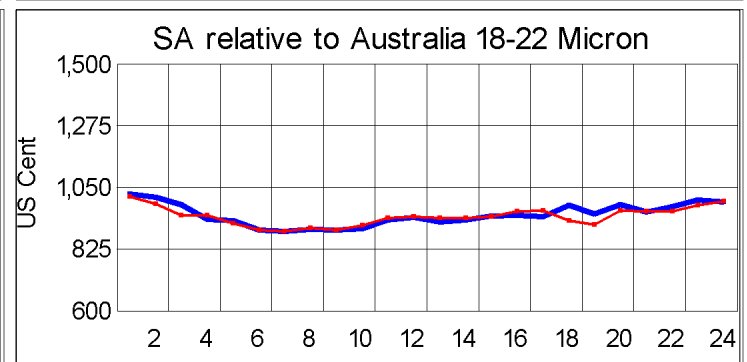
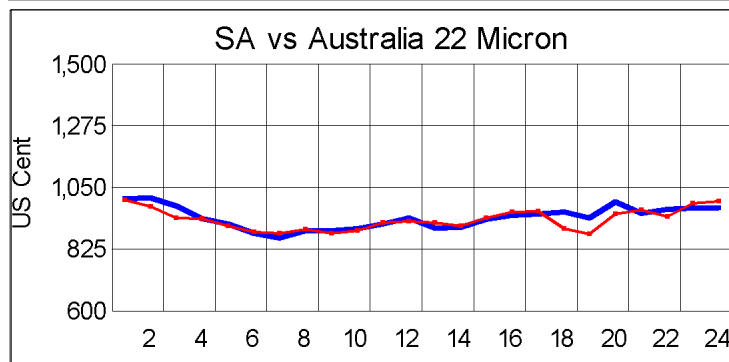
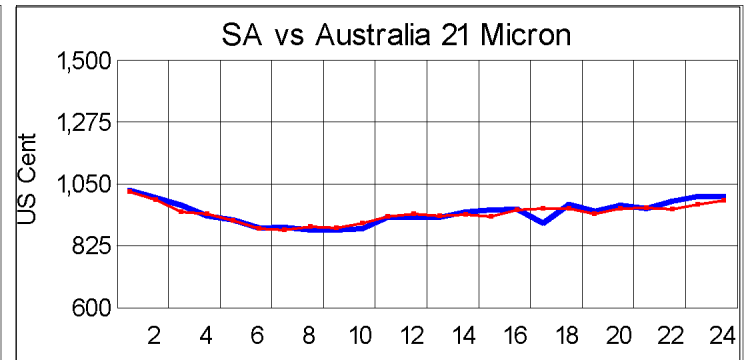
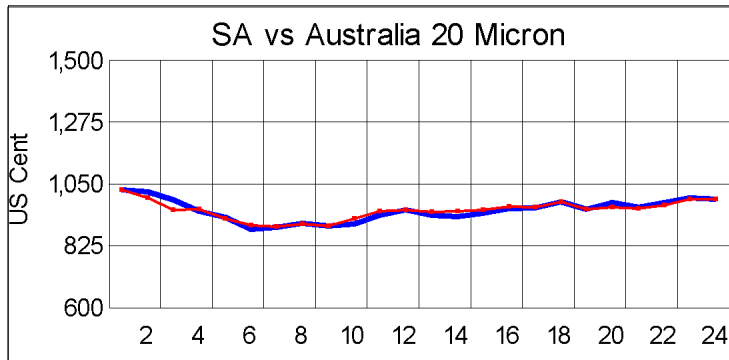
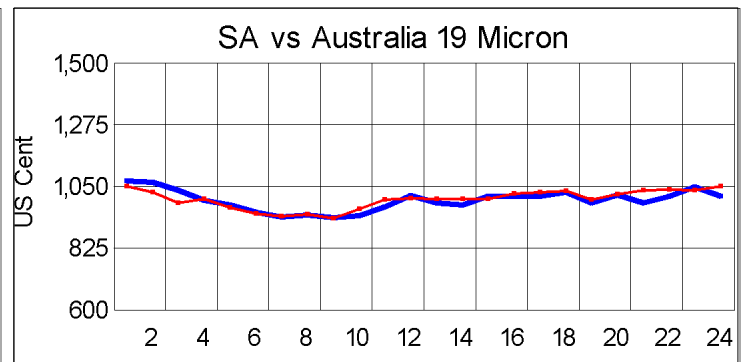
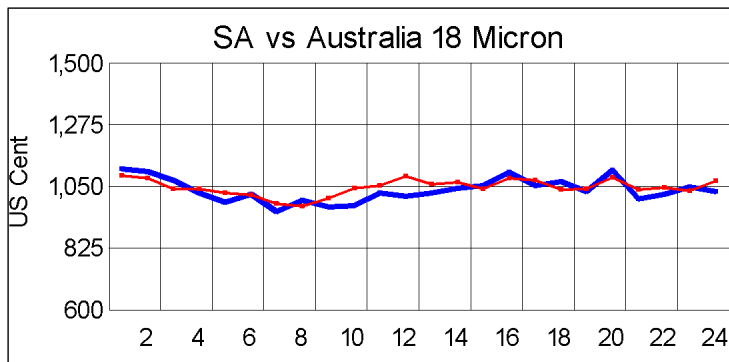
Average Topmaking Styles (AWEX MF6)

Micron	100+mm	90mm	80mm	70mm	60mm	50mm	40mm	30mm	20mm	10mm
18.0										
18.5										
19.0										
19.5										
20.0										
20.5						13002				
21.0				14174						
21.5										
22.0										
22.5										
23.0										
23.5										
24.0										

* Based on a minimum of 3 lots sold per category

Other Selected Types/Qualities

	Long			Medium		
	19μ	20μ	21μ	19μ	20μ	21μ
Good Quality						
Lambswool	15643	15090		14603	14262	
Bellies	14882	14231		13849	13623	13977
Locks				12547		12437
Average Quality						
Lambswool	14979		14396	14147	14313	
Bellies	14124	15474	14431	13009	13062	13976
Locks	13580	10492		12738	13051	
Inferior Quality						
Fleecewool	14680	14266	13350	14837	13637	13361
Lambswool				13705		
Bellies	13613			12572	12252	
Locks	10324	10853	10816	11106	11958	



— SA in USc
— Aus in USc

— SA in USc
— Aus in USc

Market Commentary

WOOL MARKET TRADES 3,2% LOWER

Port Elizabeth - The wool market traded 3,2% lower this week and the Cape Wools Merino Indicator decreased by 502 points to close at a value of R150,92 (Clean). On the Australian market, the EMI dropped 1,2%. The Cape Wools All Wool Indicator weakened by -3,4%.

Traders commented that the volatility of the Rand in response to the Finance Ministers budget speech was weighing in on their purchase decisions however demand remain strong and the competition for good quality wool continued.

This week saw the rand at R15,25 to the US dollar. The rand strengthened by 3,2% against the US dollar compared with the average rate at the previous sale. The Rand strengthened 4,5% against the Euro, trading at R16,76. The offering comprised of 6 464 bales of which 96,1% was sold. Major traders were G Modiano SA (1 770), Standard Wool SA (1 407), Lempriere SA (1 339), and Stucken & Co (867).

The average clean prices for the selection within the different micron categories for good top-making (MF5), long fleeces were as follows: 18,0 microns lost 5,1% to close at R164,87/kg; 18,5 microns lost 4,7% to close at R162,16/kg; 19 microns dropped 3,3% to close at R162,23/kg; 19,5 microns shed 2,4% to close at R157,60/kg; 20 microns dropped with 3,8% to close at R150,89/kg; 20,5 microns decreased 2,3% to close at R151,24/kg; 21,0 microns dropped 2,0% to close at R150,63/kg; 21,5 microns lost 2,5% to close at R151,43/kg and 22,0 microns shed 3,8% to close at R150,93/kg.

The next sale is scheduled for 02 March 2016 where approximately ± 12 324 will be on offer.

*The detailed Seasonal Receipts Declared Report can be viewed at www.capewools.co.za