

National Weekly Wool Market Report

Season: 2015/2016

Sale Date: 17 February 2016



CAPE WOOLS SA

Tel: 27-41-4844301

Fax: 27-41-4846792

E-mail: stats@capewools.co.za

Website: www.capewools.co.za

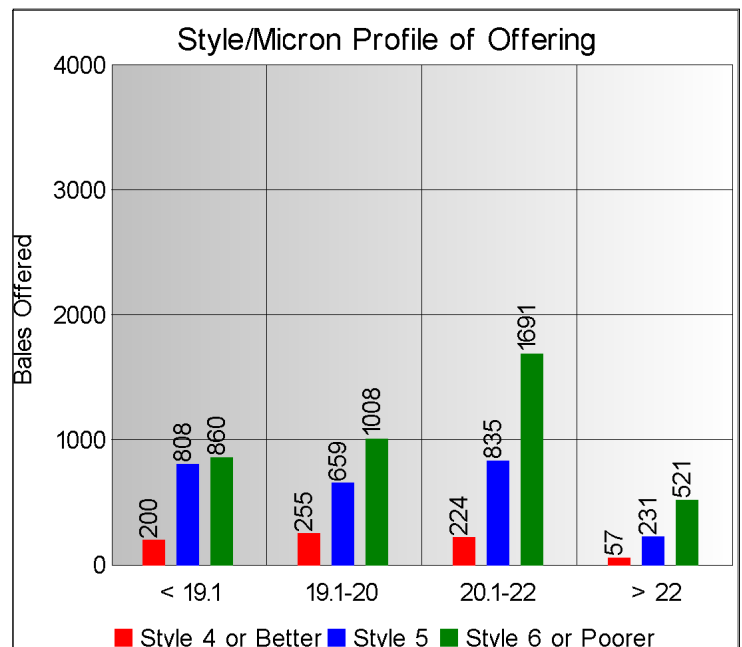
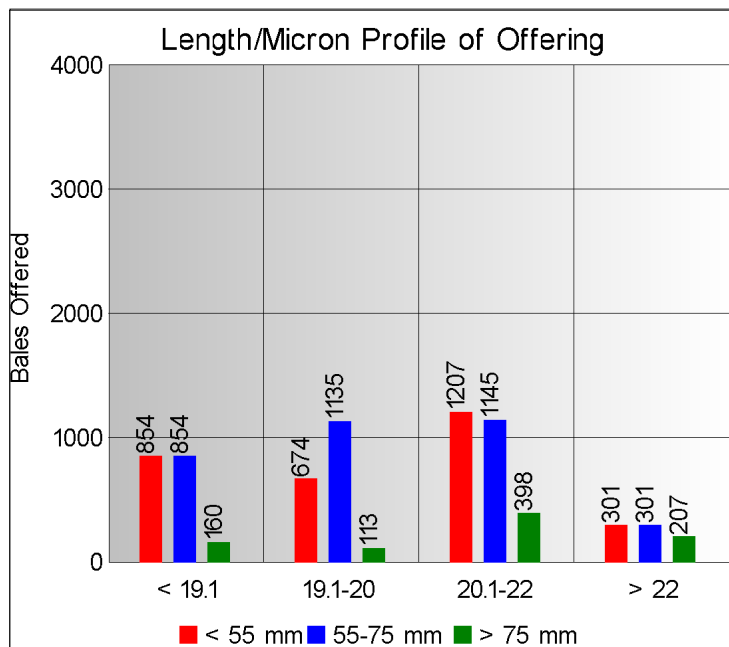
SA Merino Indicator				Buyers			
Indicator Unit	Current Sale	Last Sale	Change	Company	Bales Purchased This Week	% of Purchases	Total Bales Purchased This Season
# SA c/kg	15594	15540	0.4%	Standard Wool SA	2203	30.0%	63611
Ave. to date (15/16)	13709	13623	0.6%	Lempriere SA	1685	22.9%	56445
Ave. to date (14/15)	11186			G Modiano SA	1484	20.2%	57258
US c/kg	990	977	1.3%	Stucken & Co	1021	13.9%	20085
Euro c/kg	888	867	2.4%	Segard Masurel SA	568	7.7%	13134
AWEX EMI	1288	1273	1.2%	H Dawson Sons & Co	96	1.3%	3522
Exchange Rates				New England Wool SA	64	0.9%	3489
Currency Unit	This Week	Previous Week	% Change	CMW Operations			5
R/USD	15.7526	15.9022	0.9%	SAFIL SA			184
R/Euro	17.5611	17.9190	2.0%				
R/AUD	11.2010	11.2796	0.7%				
USD/AUD	0.7109	0.7090	-0.3%				

Analysis of Offerings by Broker This Week (Bales)

Broker	Merino Fleeces	Merino Bellies	Merino Lambs	Merino Backs	Merino Locks	* Other	Total	% Sold
BKB	2098	485	325	18	178	820	3924	97.5%
CMW	1015	481	245	273	22	265	2301	95.4%
JLW	14	8	5	0	4	33	64	93.8%
MAS	38	25	24	6	12	173	278	100.0%
QWB	64	3	12	0	5	20	104	100.0%
SBL	45	6	14	7	5	9	86	100.0%
VLW	325	65	18	46	56	82	592	96.3%
Total	3599	1073	643	350	282	1402	7349	96.9%

SA Merino Indicator includes Merino types comparable to international indicators.
Cape Wools All Wool Indicator, includes all white wool sold at auction.

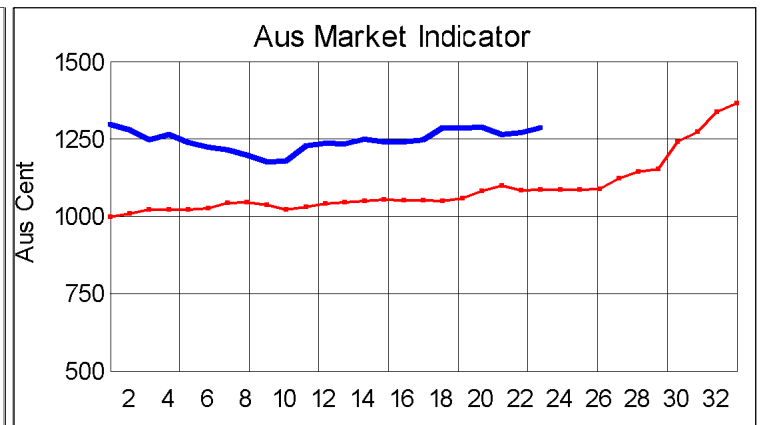
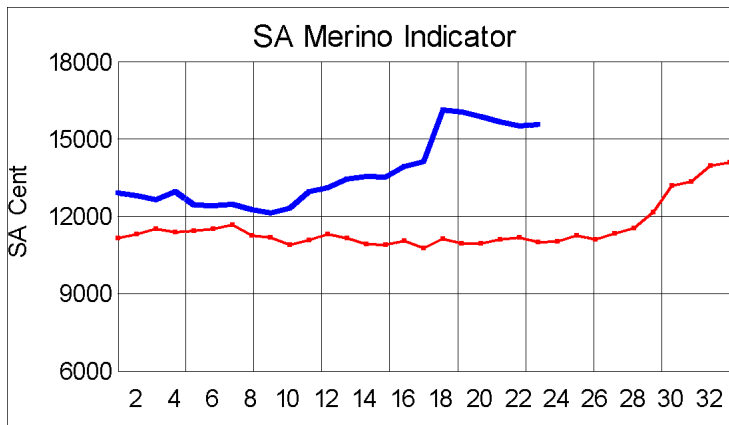
* crossbred, coarse and coloured, inferior



* Seasonal Receipts Declared

2015/16 Declared Receipts: 24 January 2016 34,638,230.4
2015/16 Declared Receipts: 14 February 2016 37,325,222.0

Percentage Change (Year-on-Year) : -0.91%



Current Season █ Previous Season █

**Average Fleece Wool Prices (c/kg. clean)
Spinners and Good Topmaking Styles (AWEX Types MF4 and MF5)**

Micron	100+mm	90mm	80mm	70mm	60mm	50mm	40mm	30mm	20mm	10mm
18.0				17615		15860				
18.5			17271	17117	17072	15691				
19.0			17080	16872	16062	15449	15378			
19.5			16360	16034	15799	15579	14034			
20.0			15801	15746	15420	15175	14431			
20.5			15703	15587	15318		14273			
21.0			15453	15490	15175	14907				
21.5				15493	15302					
22.0				15601						
22.5										
23.0										
23.5										
24.0										

* Based on a minimum of 3 lots sold per category

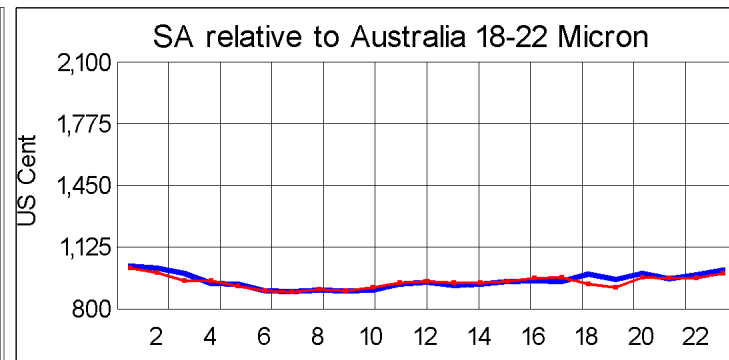
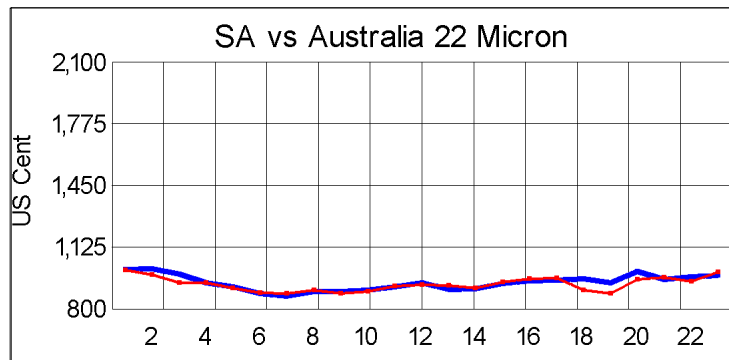
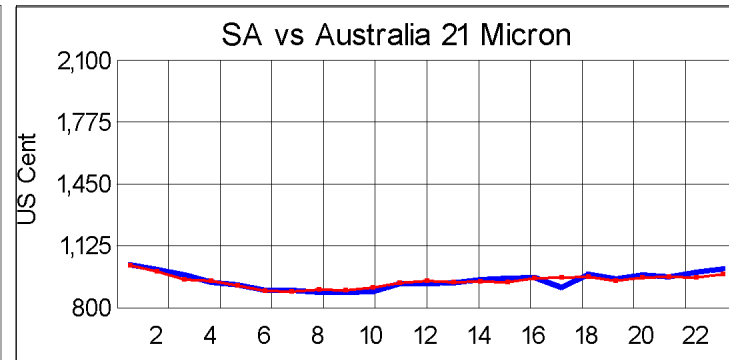
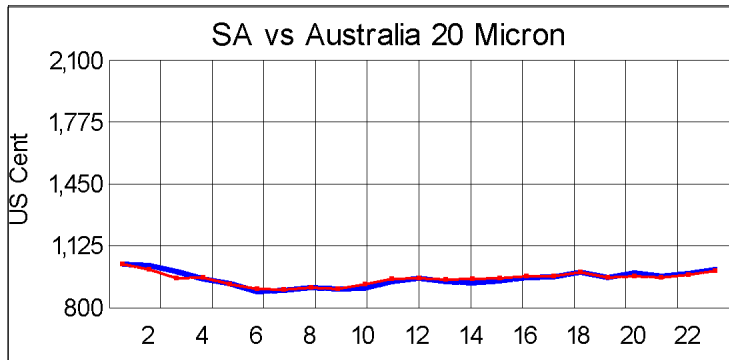
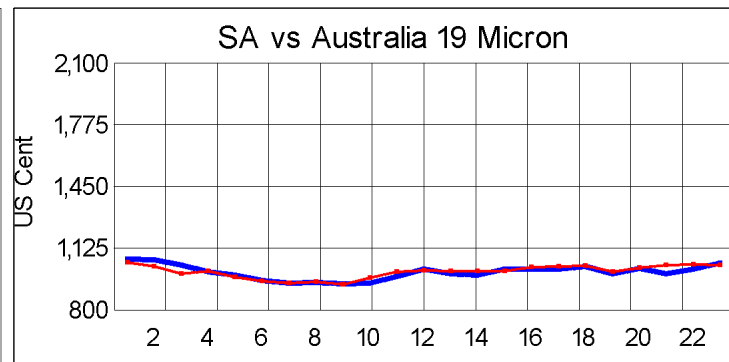
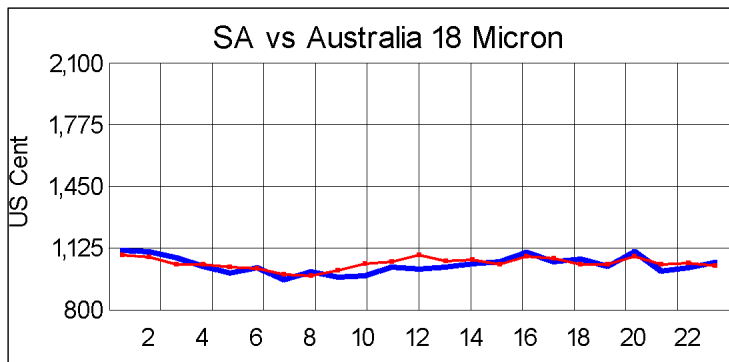
Average Topmaking Styles (AWEX MF6)

Micron	100+mm	90mm	80mm	70mm	60mm	50mm	40mm	30mm	20mm	10mm
18.0										
18.5				16176		15418				
19.0										
19.5					15242					
20.0					15512					
20.5										
21.0										
21.5										
22.0										
22.5										
23.0										
23.5										
24.0										

* Based on a minimum of 3 lots sold per category

Other Selected Types/Qualities

	Long			Medium		
<u>Good Quality</u>	19μ	20μ	21μ	19μ	20μ	21μ
Lambswool	16457	15828	15344	15012	15082	
Bellies	15111	14862	14637	14606	14323	14524
Locks				12610	12180	
<u>Average Quality</u>						
Lambswool	15178	15678		14021	14710	
Bellies	14687	14371		14358	13364	12161
Locks		13546		13528	12707	11940
<u>Inferior Quality</u>						
Fleecewool	15446	13470	14575	15258	13341	11949
Lambswool	12369					
Bellies	12765	11486		14312	12076	12198
Locks	12459	10400	11725	12119	11657	12119



— SA in USc
— Aus in USc

— SA in USc
— Aus in USc

Market Commentary

WOOL MARKET ON COURSE

Port Elizabeth - The wool market traded 0,4% higher this week and the Cape Wools Merino Indicator increased by 54 points to close at a value of R155,94 (Clean). On the Australian market, the EMI gained 1,2%. The Cape Wools All Wool Indicator strengthened by 1,2%.

Continued solid demand for good quality long wool and a smaller offering stimulated good competition for the wool on offer. The stronger Rand dampened Rand returns which remained close to recent record levels.

This week saw the rand at R15,75 to the US dollar. The rand strengthened by 0,9% against the US dollar compared with the average rate at the previous sale. The Rand strengthened 2,0% against the Euro, trading at R17,56. The offering comprised of 7 349 bales of which 96,9% was sold. Major traders were Standard Wool SA (2 203), Lempriere SA (1 685), G Modiano SA (1 484), and Stucken & Co (1 021).

The average clean prices for the selection within the different micron categories for good top-making (MF5), long fleeces were as follows: 18,0 microns gained 0,4% to close at R173,65/kg; 18,5 microns lost 2,9% to close at R170,23/kg; 19 microns gained 3,1% to close at R167,77/kg; 19,5 microns gained 1,9% to close at R161,44/kg; 20 microns increased with 1,2% to close at R156,86/kg; 20,5 microns increased 1,2% to close at R154,86/kg; 21,0 microns dropped 1,3% to close at R153,68/kg; 21,5 microns gained 0,7% to close at R155,33/kg and 22,0 microns gained 0,6% to close at R150,01/kg.

The next sale is scheduled for 24 February 2016 where approximately ± 6 620 will be on offer.

*The detailed Seasonal Receipts Declared Report can be viewed at www.capewools.co.za