

National Weekly Wool Market Report

Season: 2015/2016

Sale Date: 26 & 27 January 2016



CAPE WOOLS SA

Tel: 27-41-4844301
 Fax: 27-41-4846792
 E-mail: stats@capewools.co.za
 Website: www.capewools.co.za

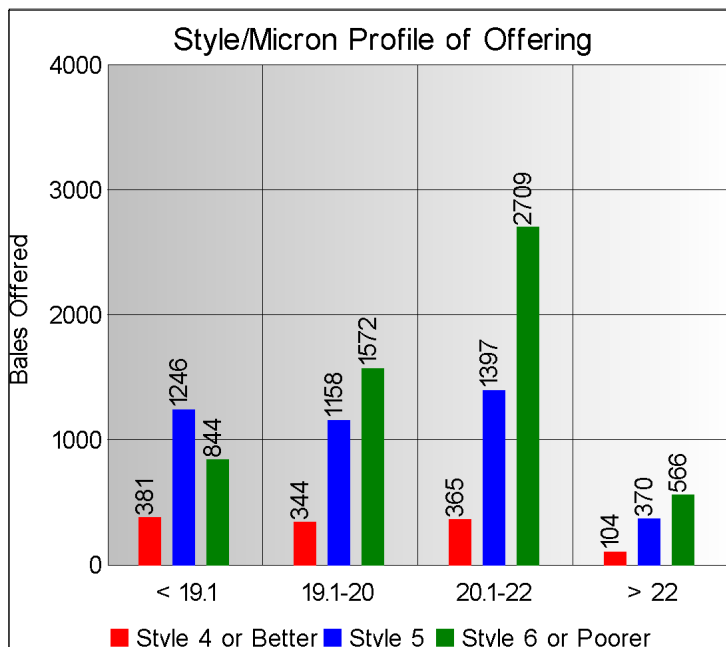
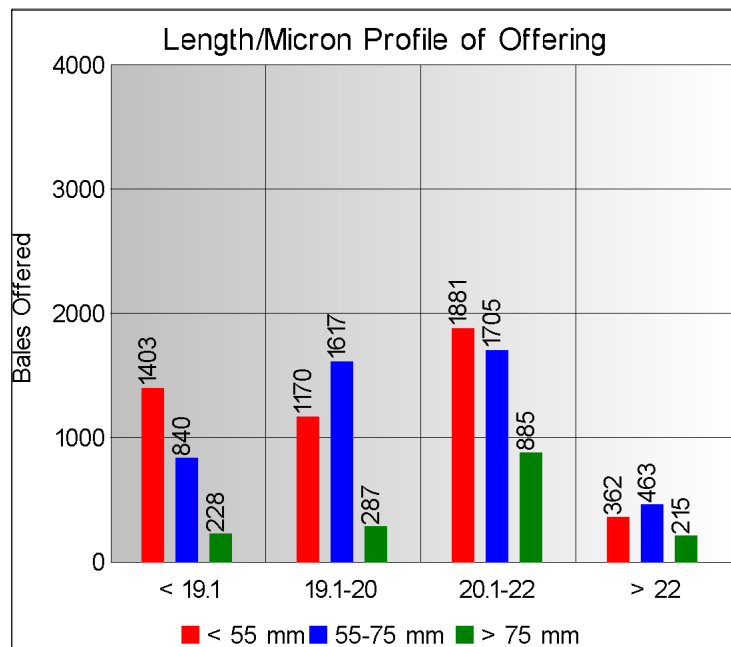
SA Merino Indicator				Buyers			
Indicator Unit	Current Sale	Last Sale	Change	Company	Bales Purchased This Week	% of Purchases	Total Bales Purchased This Season
# SA c/kg	15890	16076	-1.2%	G Modiano SA	3726	33.7%	55774
Ave. to date (15/16)	13424	13294	1.0%	Standard Wool SA	2937	26.6%	61408
Ave. to date (14/15)	11197			Lempriere SA	2326	21.0%	54757
US c/kg	969	955	1.4%	Stucken & Co	1075	9.7%	19064
Euro c/kg	891	873	2.0%	Segard Masurel SA	665	6.0%	12566
AWEX EMI	1291	1289	0.2%	H Dawson Sons & Co	94	0.9%	3426
Exchange Rates				New England Wool SA	59	0.5%	3425
Currency Unit	This Week	Previous Week	% Change	CMW Operations			5
R/USD	16.4031	16.8346	2.6%	SAFIL SA			184
R/Euro	17.8384	18.4057	3.1%				
R/AUD	11.5372	11.5357	-0.0%				
USD/AUD	0.7032	0.6851	-2.6%				

Analysis of Offerings by Broker This Week (Bales)

Broker	Merino Fleeces	Merino Bellies	Merino Lambs	Merino Backs	Merino Locks	* Other	Total	% Sold
BKB	4161	713	631	6	737	2334	8582	99.3%
CMW	972	547	237	242	40	436	2474	96.1%
MAS	0	0	0	0	0	0	0	
QWB	0	0	0	0	0	0	0	
SBL	0	0	0	0	0	0	0	
VLW	0	0	0	0	0	0	0	
Total	5133	1260	868	248	777	2770	11056	98.6%

SA Merino Indicator includes Merino types comparable to international indicators.
 ## Cape Wools All Wool Indicator, includes all white wool sold at auction.

* crossbred, coarse and coloured, inferior

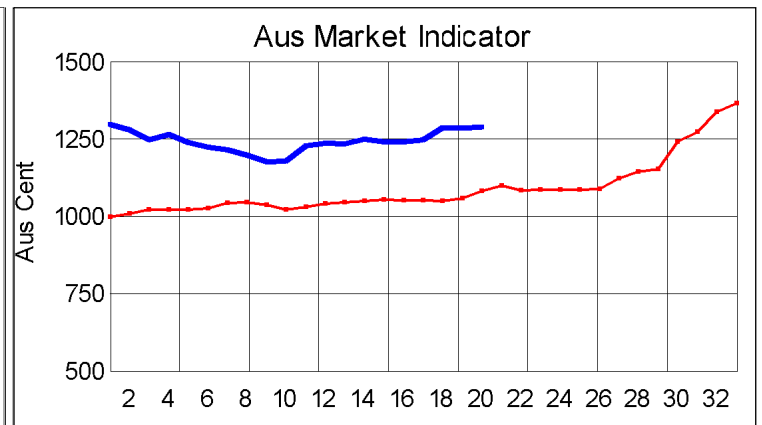
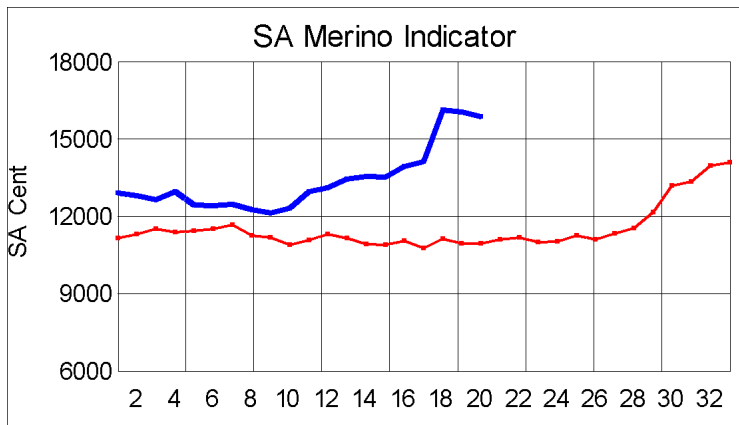


* Seasonal Receipts Declared

2015/16 Declared Receipts: 03 January 2016
 2015/16 Declared Receipts: 24 January 2016

31,798,839.3
 33,680,809.3

Percentage Change (Year-on-Year) : - 1.55%



Current Season — Previous Season —

**Average Fleece Wool Prices (c/kg. clean)
Spinners and Good Topmaking Styles (AWEX Types MF4 and MF5)**

Micron	100+mm	90mm	80mm	70mm	60mm	50mm	40mm	30mm	20mm	10mm
18.0			17535	18099	16846	16220	15884			
18.5			17700	17788	16681	15995	15500			
19.0			16859	17139	16257	15909	15434			
19.5			16475	16258	16006	15793	15279			
20.0			16120	16093	15809	15512				
20.5			16079	15832	15606	15502				
21.0			15936	16019	15298	15238				
21.5			15851	15720	15542	15383				
22.0			15868	15931		14618				
22.5			16095							
23.0										
23.5										
24.0										

* Based on a minimum of 3 lots sold per category

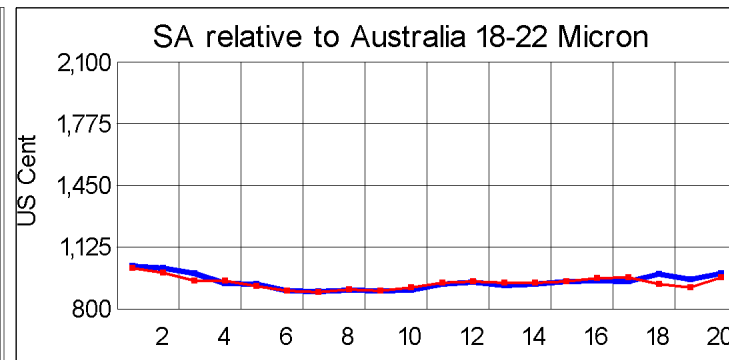
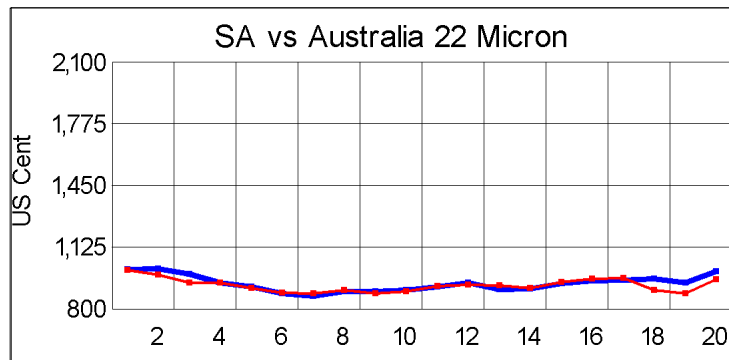
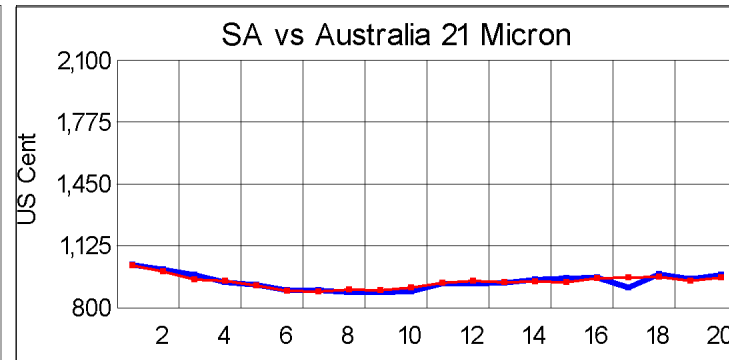
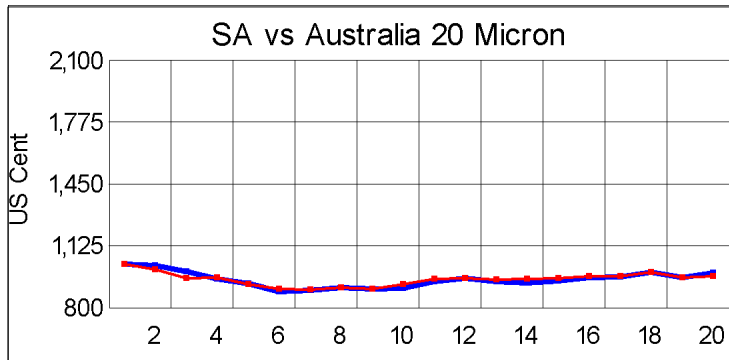
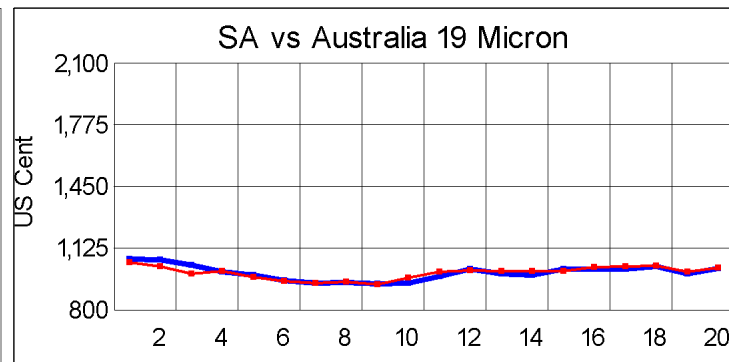
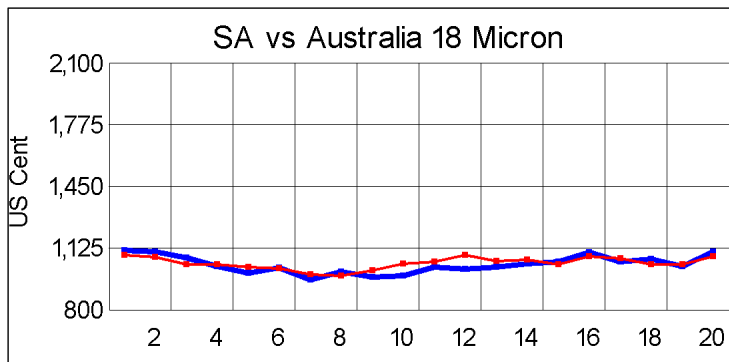
Average Topmaking Styles (AWEX MF6)

Micron	100+mm	90mm	80mm	70mm	60mm	50mm	40mm	30mm	20mm	10mm
18.0										
18.5										
19.0										
19.5				15496	15672					
20.0				15804	15254					
20.5				15423	15436					
21.0										
21.5										
22.0										
22.5										
23.0										
23.5										
24.0										

* Based on a minimum of 3 lots sold per category

Other Selected Types/Qualities

	Long			Medium		
	19μ	20μ	21μ	19μ	20μ	21μ
Good Quality						
Lambswool	16375		16149	15725	15579	
Bellies	15403	15406	15353	14849	14596	14968
Locks				14347	14319	11556
Average Quality						
Lambswool	16165			15353		
Bellies	15494	15408		14901	14051	12694
Locks	14921	14788		14094	13810	13208
Inferior Quality						
Fleecewool	15981	15472	15113	14840	15400	
Lambswool						
Bellies	12141	12036		13394	13636	13670
Locks	12002	11476	9796	12124	11617	



— SA in USc
— Aus in USc

— SA in USc
— Aus in USc

Market Commentary

WOOL MARKET MAINTAINS RECORD LEVEL

Port Elizabeth - The wool market remains mostly unchanged and eased slightly by 1,2% this week and the Cape Wools Merino Indicator decreased by 186 points to close at a value of R158,90 (Clean). On the Australian market, the indicator gained 0,2%. The Cape Wools All Wool Indicator weakened by 1,7%.

Traders commented that the better and longer wool were keenly competed for and good prices were attained. The inferior wool, however, was less sought after and traded slightly easier on the day.

This week saw the rand at R16,40 to the US dollar. The rand strengthened by 2,6% against the US dollar compared with the average rate at the previous sale. The Rand strengthened against the Euro, trading at R17,84. The offering comprised of 11 130 bales of which 97,1% was sold. Major traders were G Modiano SA (3 729), Standard Wool SA (2 938), Lempriere SA (2 244), and Stucken & Co (1 075).

The average clean prices for the selection within the different categories good top-making (MF5), long fleeces were as follows: 18,0 microns lost 1,1% at R173,46/kg; 18,5 microns lost 0,7% at R171,55/kg; 19 microns decreased by 2,0% at R165,04/kg; 19,5 microns dropped by 0,7% to close at R163,31/kg; 20 microns decreased with 1,8% to close at R158,78/kg; 20,5 microns weakened by 1,1% to close at R159,17/kg; 21,0 microns dropped with 1,2% to close at R157,62/kg; 21,5 microns decreased by 2,2% to close at R156,12/kg and 22,0 microns weakened by 2,5% to close at R150,39/kg.

The next sale is scheduled for 03 February 2016 where approximately ± 8 600 will be on offer.

*The detailed Seasonal Receipts Declared Report can be viewed at www.capewools.co.za <<http://www.capewools.co.za>>