

# National Weekly Wool Market Report

Season: 2012/2013

Sale Date: 4&5 June 2013



CAPE WOOLS SA

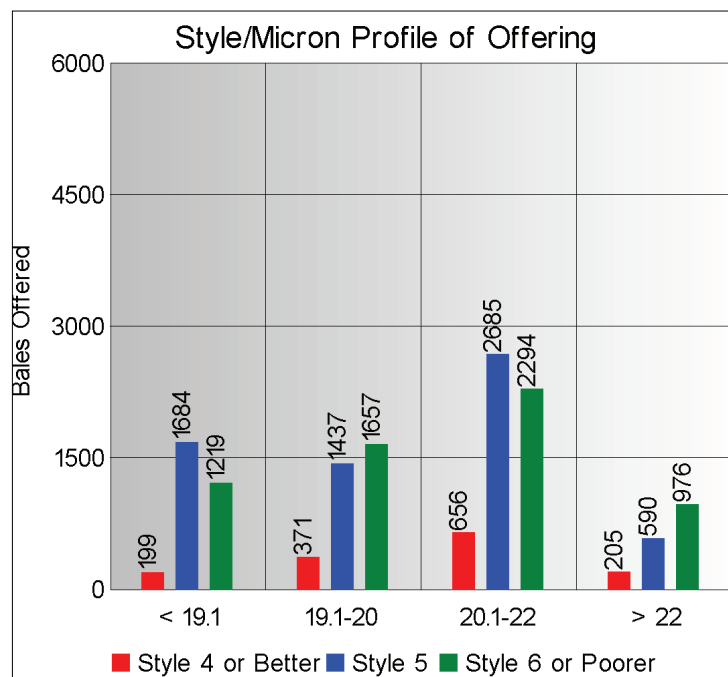
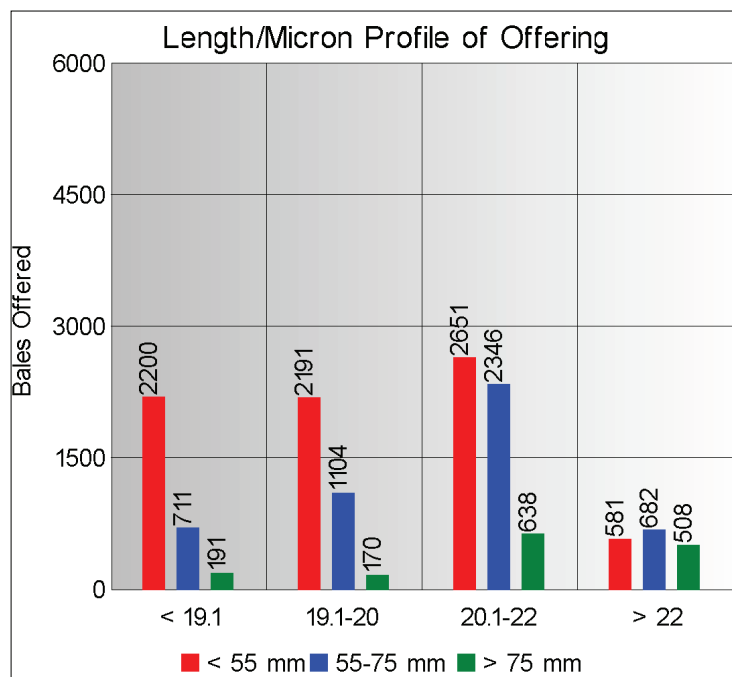
Tel: 27-41-4844301  
 Fax: 27-41-4846792  
 E-mail: stats@capewools.co.za  
 Website: www.capewools.co.za

Market Indicators				Buyers			
Indicator Unit	Current Sale	Last Sale	Change	Company	Bales Purchased This Week	% of Purchases	Total Bales Purchased This Season
SA c/kg	11031	10714	3.0%	Standard Wool SA	5146	36.8%	89479
Ave. to date (12/13)	10265	10240	0.2%	G Modiano SA	3546	25.4%	73347
Ave. to date (11/12)	9869			Lempriere SA	2479	17.7%	65845
US c/kg	1122	1126	-0.4%	Stucken & Co	851	6.1%	47820
Euro c/kg	858	872	-1.5%	Segard Masurel SA	672	4.8%	18586
AWEX EMI	1045	1040	0.5%	Infinite Wool SA	634	4.5%	7800
Exchange Rates				H Dawson Sons & Co	241	1.7%	2313
Currency Unit	This Week	Previous Week	% Change	Chargeurs Wool SA	157	1.1%	1840
R/USD	9.8287	9.5112	-3.3%	New England Wool SA	39	0.3%	1245
R/Euro	12.8518	12.2931	-4.5%				
R/AUD	9.4164	9.2893	-1.4%				
USD/AUD	0.9580	0.9762	1.9%				

## Analysis of Offerings by Broker This Week (Bales)

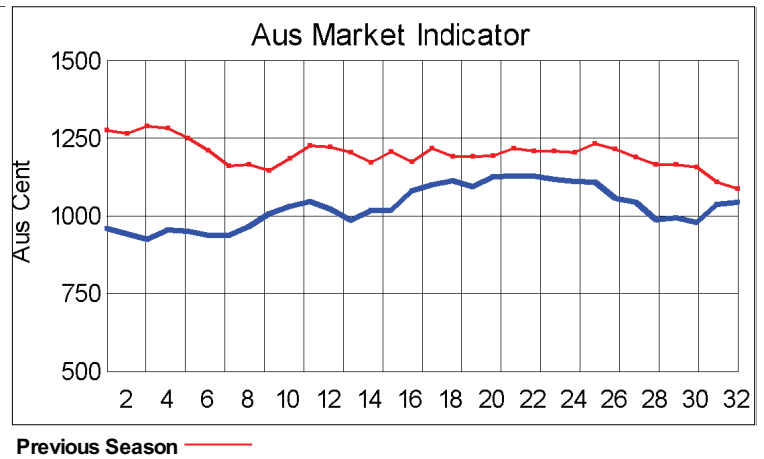
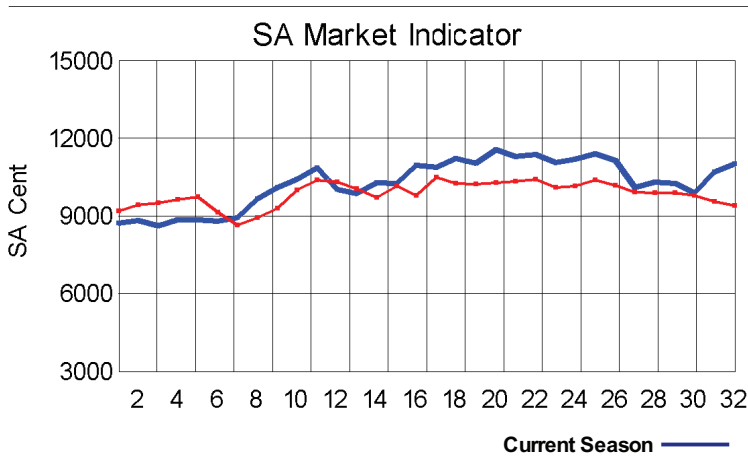
Broker	Merino Fleeces	Merino Bellies	Merino Lambs	Merino Backs	Merino Locks	* Other	Total	% Sold
BKB	3512	587	1362	181	746	1540	7928	98.9%
CMW	2352	345	708	125	338	582	4450	97.8%
JLW	46	5	16	0	6	7	80	100.0%
MAS	410	44	120	35	47	107	763	98.8%
SBL	92	35	48	12	46	39	272	97.1%
VLW	200	53	107	11	40	69	480	100.0%
<b>Total</b>	<b>6612</b>	<b>1069</b>	<b>2361</b>	<b>364</b>	<b>1223</b>	<b>2344</b>	<b>13973</b>	<b>98.5%</b>

\* Crossbred types, Coarse and Coloured and Inferior



## Receipts 2012/2013 Season

Season to Date (Kg.) 48,971,274.6      Previous Season to Date 44,358,257.3      Percentage Change: 10.40%



**Average Fleece Wool Prices (c/kg. clean)**

**Spinners and Good Topmaking Styles (AWEX Types MF4 and MF5)**

Micron	100+mm	90mm	80mm	70mm	60mm	50mm	40mm	30mm	20mm	10mm
18.0										
18.5				11621	11505	11039	9880	8674		
19.0		11768	11666	11374	11343	11051	10295			
19.5			11452	11157	11067	11053	10078	7811		
20.0		11292	11350	11051	11033	10525	9636			
20.5		11207	11118	11035	10902	10482	9597			
21.0			11101	10960	10757	10537	8848			
21.5		11106	11096	10904	10569	10018	9032			
22.0			11034	10939	10415	9347				
22.5		10949	11074	10914	10404	9442				
23.0										
23.5				10414						
24.0			10653							

\* Based on a minimum of 3 lots sold per category

**Average Topmaking Styles (AWEX MF6)**

Micron	100+mm	90mm	80mm	70mm	60mm	50mm	40mm	30mm	20mm	10mm
18.0										
18.5								8440		
19.0				11319	11427					
19.5					11079	10470	9816			
20.0			10881	11022	10943	10630	9071			
20.5				10967	10703	10479				
21.0					10465		9315			
21.5			10755				8173			
22.0					10381					
22.5										
23.0										
23.5										
24.0										

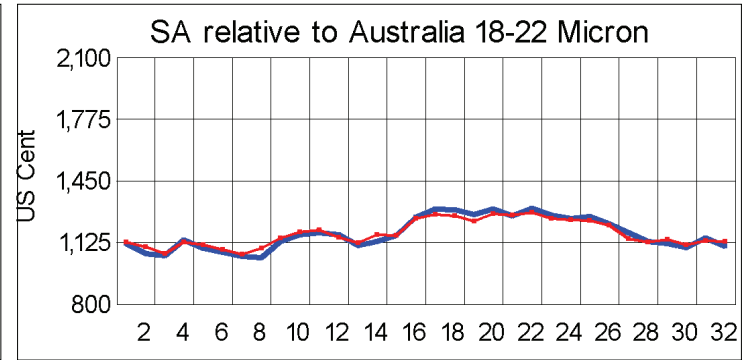
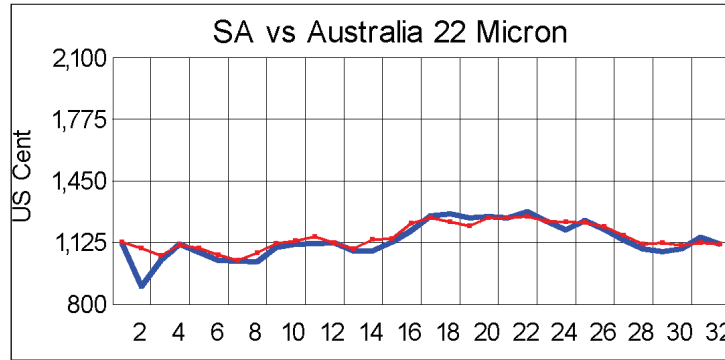
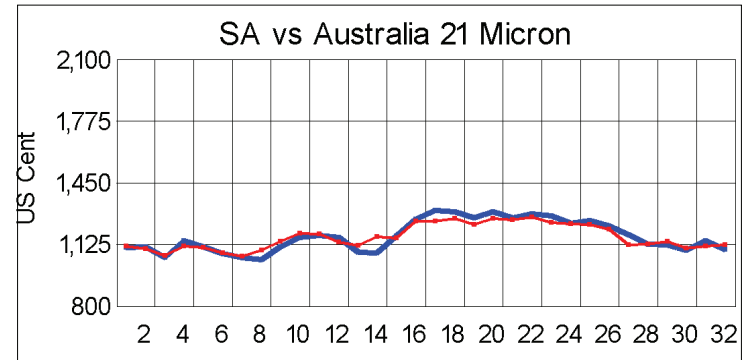
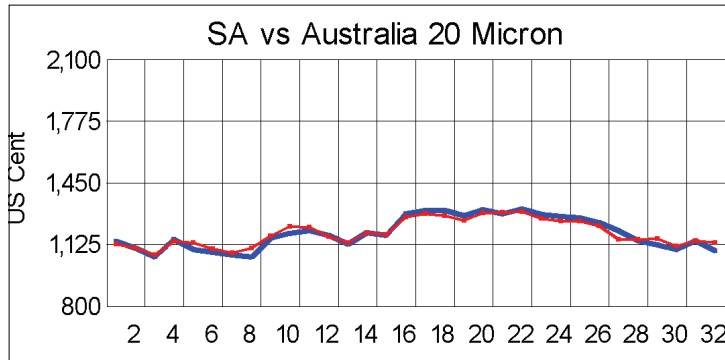
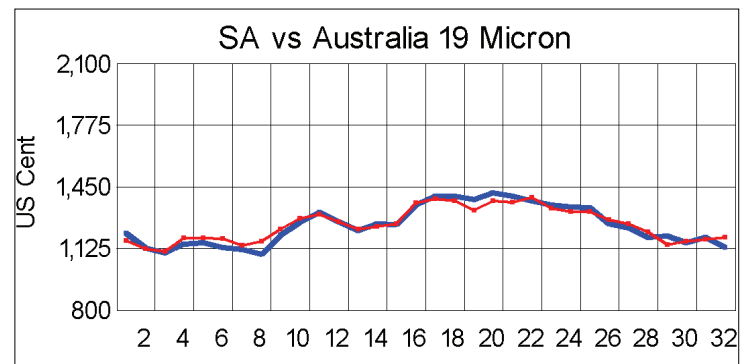
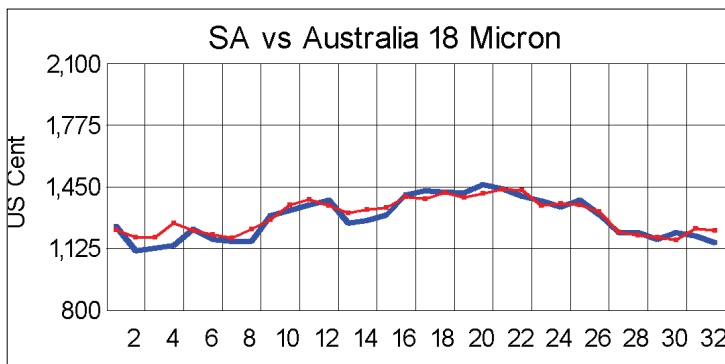
\* Based on a minimum of 3 lots sold per category

**Other Selected Types/Qualities**

**Long**

**Medium**

	19μ	20μ	21μ	19μ	20μ	21μ
<b>Good Quality</b>						
Lambswool	11414	11068	11059	11030	10696	10818
Bellies				10724	10452	10421
Locks		8899		8936	8645	5972
<b>Average Quality</b>						
Lambswool	10740	10747	10888	9960	9987	9758
Bellies	10907	10582	9745	9773	9923	9830
Locks				8175	7690	7094
<b>Inferior Quality</b>						
Fleacewool	10909	10672	10490	10754	10340	10569
Lambswool	11505	10313	10589	10426		
Bellies	10061	5828	8561	8914	8513	7314
Locks				6565	5768	4937



— SA in USc  
— Aus in USc

— SA in USc  
— Aus in USc

## Market Commentary

### WOOL PRICES INCREASE AT FINAL SALE OF SEASON

**Port Elizabeth:** A weak rand and relatively good demand pushed prices higher at the final sale of the season and the Cape Wools Merino indicator gained 3% on the previous sale to close at R110,31/kg (clean).

This up almost 26% on the opening sale and 17% higher than at last season's closing sale. The indicator remained above the R100/kg level for most of the season.

Demand was fairly strong as buyers were buying stock to carry them over in the short term.

Although the rand had strengthened slightly from its lowest level, it was still trading at four-year lows against the US dollar and other developed country currencies.

The average rate of the rand to the dollar was R9,83 compared with an average of R9,51 at the previous sale a fortnight ago - a drop of 3,3%. At R12,85 it was 4,5% weaker against the euro.

It was a big offering, comprising 13 973 bales of which 99% was sold.

Major buyers were Standard Wool (5 146 bales), Modiano (3 546 bales) and Lempriere SA (2 479 bales).

All long wools were dearer but the broader end of the market increased the most.

The average clean prices for the different categories good top-making (MF5), long fleeces (80-90 mm) were as follows: 18 microns gained 2,3% to R120,04/kg, 18,5 microns rose by 1% to R116,91/kg, 19 microns were 4,3% dearer at R116,52/kg, 19,5 microns were up 2,6% to R113,81/kg, 20 microns gained 2,3% to R111,62/kg, 20,5 microns increased by 1,8% to R111,47/kg, 21 microns gained 3,9% at R110,65/kg, there were no quotes for 21,5 microns, and 22 microns were 2,6% dearer to close at R109,89/kg.

The first sale of the new season has been scheduled for 21 August.