

National Weekly Wool Market Report

Season: 2012/2013

Sale Date: 7&8 May 2013



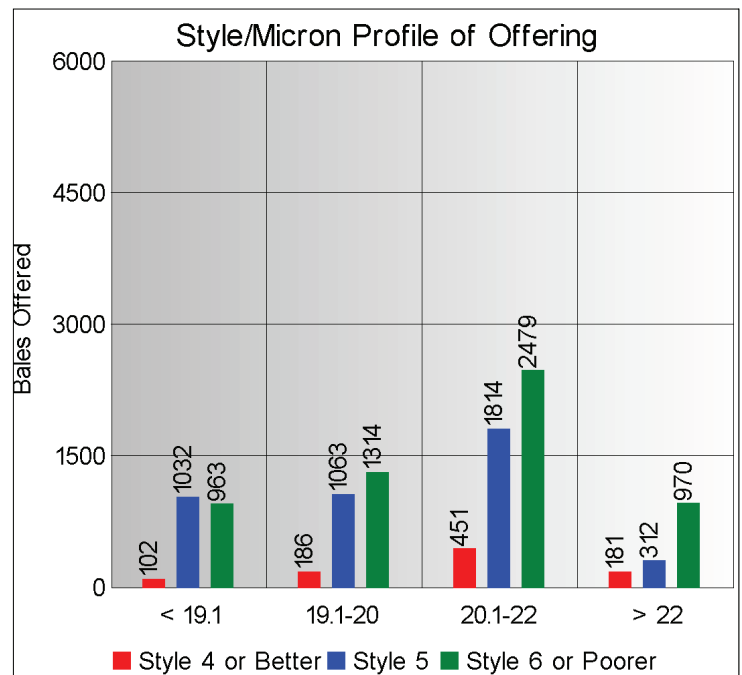
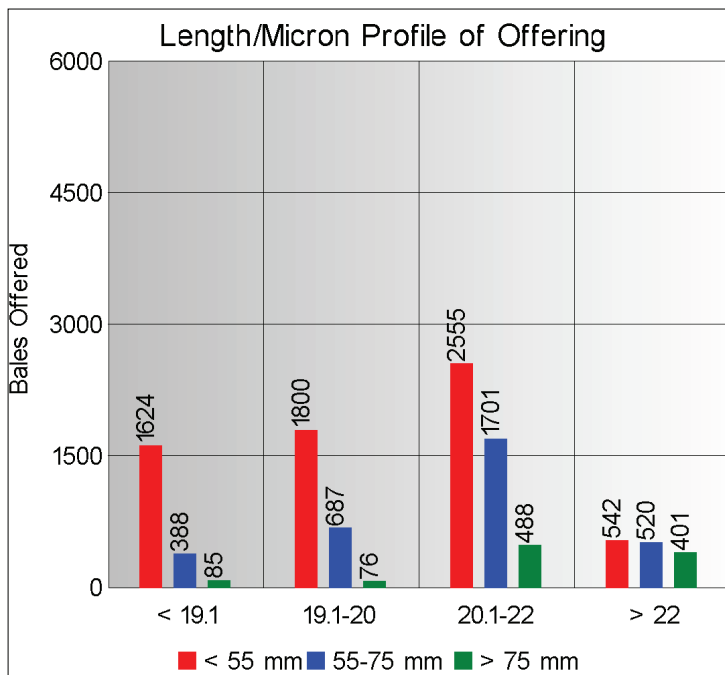
Tel: 27-41-4844301
 Fax: 27-41-4846792
 E-mail: stats@capewools.co.za
 Website: www.capewools.co.za

Market Indicators				Buyers			
Indicator Unit	Current Sale	Last Sale	Change	Company	Bales Purchased This Week	% of Purchases	Total Bales Purchased This Season
SA c/kg	9922	10284	-3.5%	Standard Wool SA	3704	34.1%	80796
Ave. to date (12/13)	10225	10235	-0.1%	Lempriere SA	2477	22.8%	60580
Ave. to date (11/12)	9894			G Modiano SA	1931	17.8%	68616
US c/kg	1099	1121	-2.0%	Stucken & Co	883	8.1%	45584
Euro c/kg	838	862	-2.8%	Infinite Wool SA	651	6.0%	6358
AWEX EMI	980	995	-1.5%	Segard Masurel SA	487	4.5%	17415
Exchange Rates				Chargeurs Wool SA	331	3.1%	1588
Currency Unit	This Week	Previous Week	% Change	H Dawson Sons & Co	281	2.6%	1841
R/USD	9.0321	9.1739	1.5%	New England Wool SA			1206
R/Euro	11.8398	11.9288	0.7%				
R/AUD	9.2042	9.4133	2.2%				
USD/AUD	1.0195	1.0264	0.7%				

Analysis of Offerings by Broker This Week (Bales)

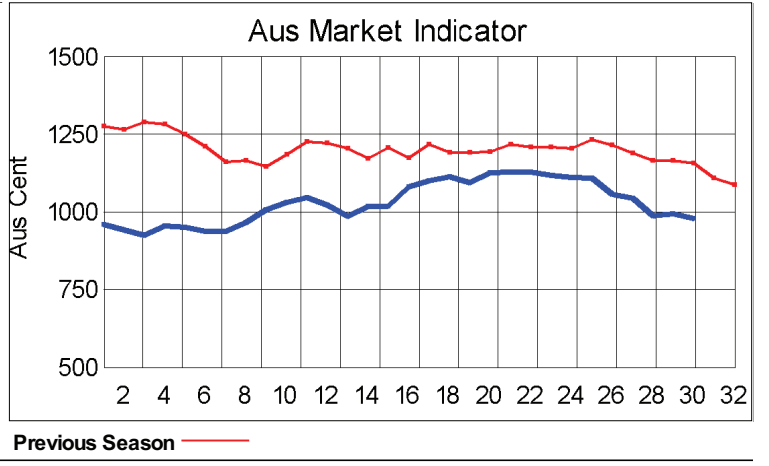
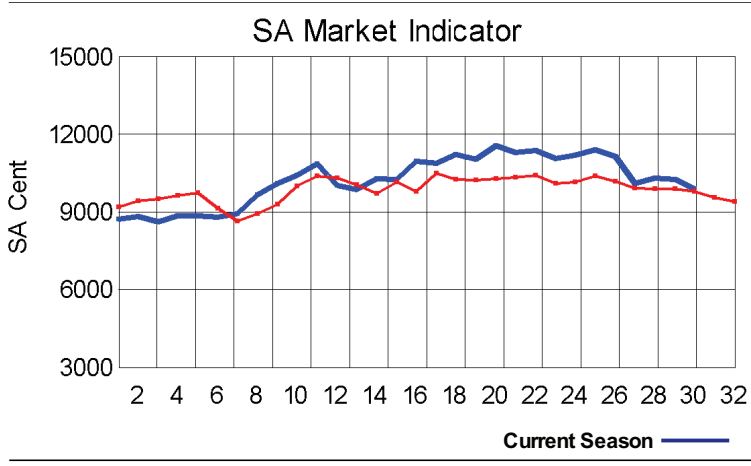
Broker	Merino Fleeces	Merino Bellies	Merino Lambs	Merino Backs	Merino Locks	* Other	Total	% Sold
BKB	2785	465	591	239	477	1576	6133	99.3%
CMW	1710	278	343	72	249	511	3163	98.9%
JLW	142	13	7	4	16	20	202	100.0%
MAS	194	62	99	5	101	318	779	94.9%
SBL	144	56	56	8	48	32	344	100.0%
VLW	106	11	49	5	14	61	246	98.8%
Total	5081	885	1145	333	905	2518	10867	98.9%

* Crossbred types, Coarse and Coloured and Inferior



Receipts 2012/2013 Season

Season to Date (Kg.) 46,339,929.0 Previous Season to Date 42,218,077.6 Percentage Change: 9.76%



Current Season — Previous Season

**Average Fleece Wool Prices (c/kg. clean)
Spinners and Good Topmaking Styles (AWEX Types MF4 and MF5)**

Micron	100+mm	90mm	80mm	70mm	60mm	50mm	40mm	30mm	20mm	10mm
18.0					10374	10035	9332			
18.5				10478	10135	9956	9388	7042		
19.0				10599	10005	9831	8907	8044		
19.5				10252	9873	9709	8748			
20.0			10097	10066	9861	9537	8567			
20.5			10124	9974	9725	9418	8361			
21.0			10063	9924	9515	9187	7693			
21.5		10113	10009	9960	9500	8752	7702			
22.0			10017	8368	9249	9047				
22.5			10002	9880	9841	8588				
23.0			9691	9655						
23.5										
24.0										

* Based on a minimum of 3 lots sold per category

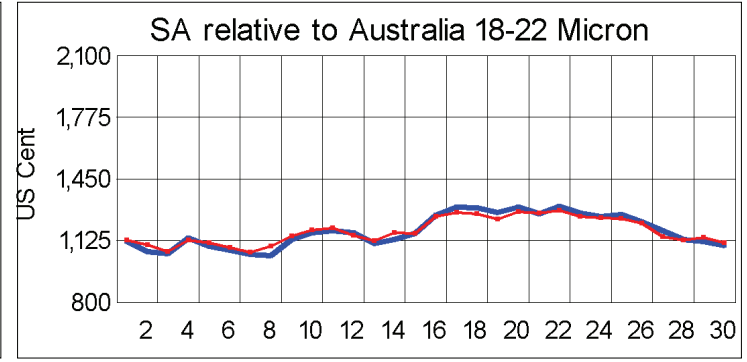
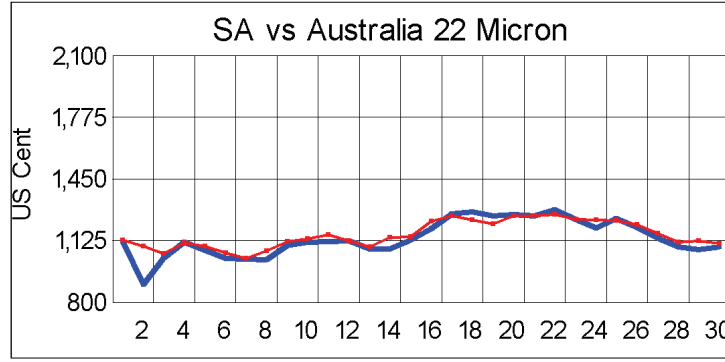
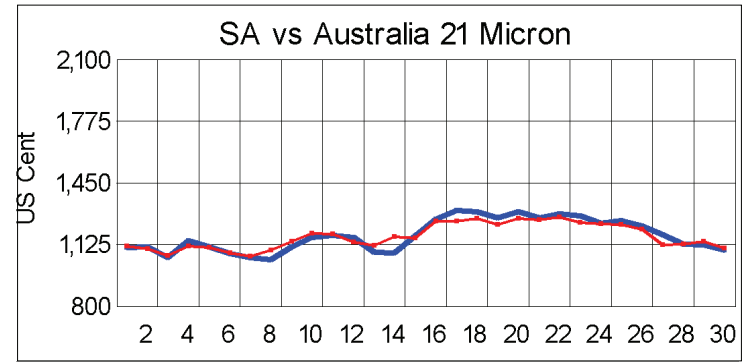
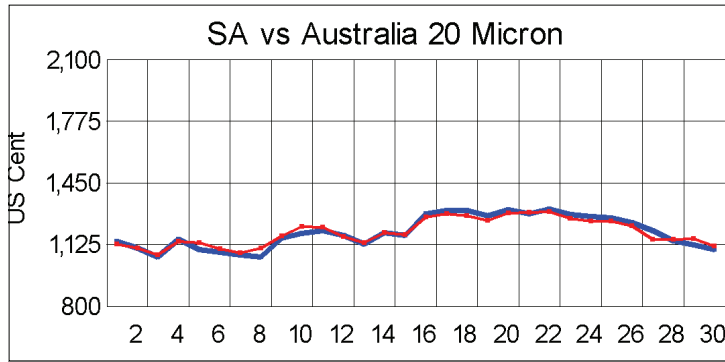
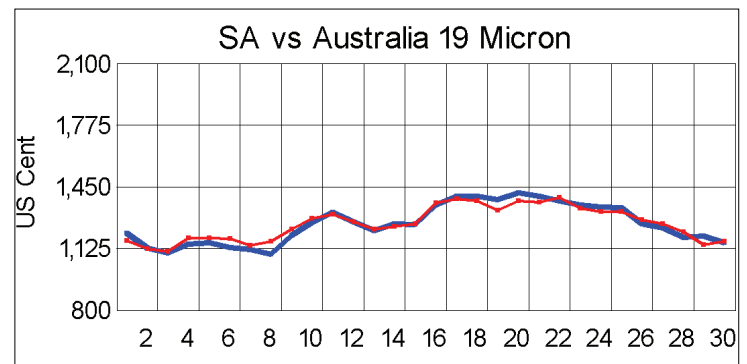
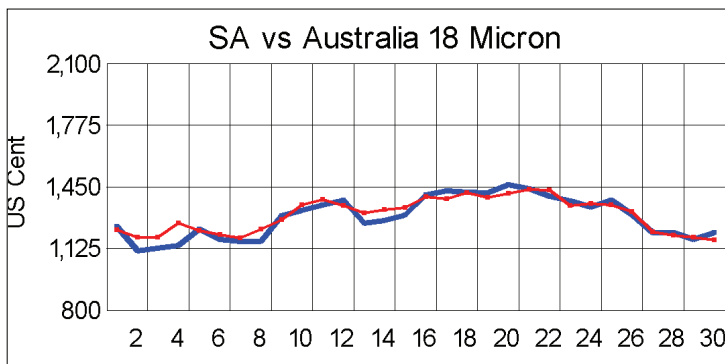
Average Topmaking Styles (AWEX MF6)

Micron	100+mm	90mm	80mm	70mm	60mm	50mm	40mm	30mm	20mm	10mm
18.0							9477			
18.5										
19.0						9564				
19.5										
20.0			9768		9938	9304	7977	7921		
20.5				9472		9415	7425			
21.0					9275	9019	7517			
21.5					9276	8938	7641			
22.0						8910				
22.5										
23.0										
23.5										
24.0										

* Based on a minimum of 3 lots sold per category

Other Selected Types/Qualities

	Long			Medium		
	19μ	20μ	21μ	19μ	20μ	21μ
Good Quality						
Lambswool	10366	10245		9439	9220	7953
Bellies	9993	9871			9338	9425
Locks				7881	7482	6993
Average Quality						
Lambswool	10331	9817	9668	9403	8552	7753
Bellies		9419	9077	8451	8696	8368
Locks				6336	6813	
Inferior Quality						
Fleecewool	10098	9740	9550	9681	9066	8580
Lambswool	9887	9653		9528		
Bellies				8718	8083	6890
Locks	5708	5708		4614	5210	5287



— SA in USc
— Aus in USc

— SA in USc
— Aus in USc

Market Commentary

WOOL PRICES SOFTER

Port Elizabeth: The continued difficult demand conditions affected this week's wool sale and the Cape Wools Merino indicator dropped 3,5% compared with the previous sale a fortnight ago to close at R99,22/kg (clean). With today's result the gap between last season and this season has narrowed considerably.

The strengthening of the rand against the US dollar also weighed on prices. The average rate of the rand was R9,03 against the green back, which was up 1,5% against the average at the previous sale. It had also gained 0,7% against the euro.

Demand from China remains slow following weak demand from Europe, while the government has cut back on orders for wool uniforms for government employees. These factors are also affecting business confidence.

A total of 10 867 bales was offered of which 99% was sold.

Major buyers were Standard Wool (3 704 bales), Lempriere SA (2 477 bales), Modiano (1 931 bales), and Stucken & Co (883 bales).

Prices were down across the board with the broader end of the market dropping the most.

The average clean prices for the different categories good top-making (MF5), long fleeces (80-90 mm) were as follows: 18 microns dropped by 2,7% to R105,86/kg, 18,5 microns weakened by 1,4% to R105,80/kg, 19 microns were 0,1% cheaper at R105,32/kg, 19,5 microns dropped 5,5% to R102,43/kg, 20 microns shed 4,7% to R101,11/kg, 20,5 microns dropped by 4,6% to R100,74/kg, 21 microns weakened by 4,7% to R100,00/kg, 21,5 microns were down 3,5% to R99,91/kg, and 22 microns were 2,9% cheaper to close at R100,42/kg.

No sale has been scheduled for next week. Sales will resume on 22 May when approximately 10 000 bales will be offered. This will also be the penultimate sale of the season with the final taking place on 5 June.