

National Weekly Wool Market Report

Season: 2012/2013

Sale Date: 24 April 2013



CAPE WOOLS SA

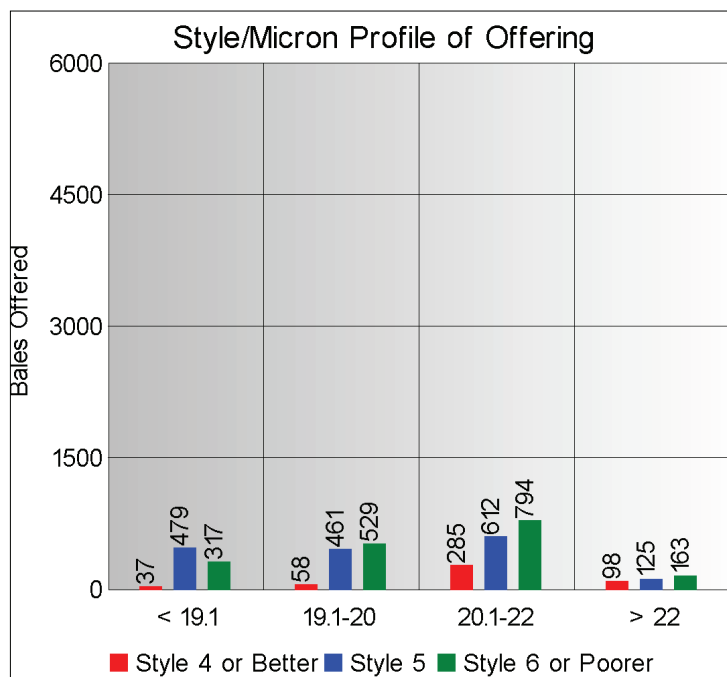
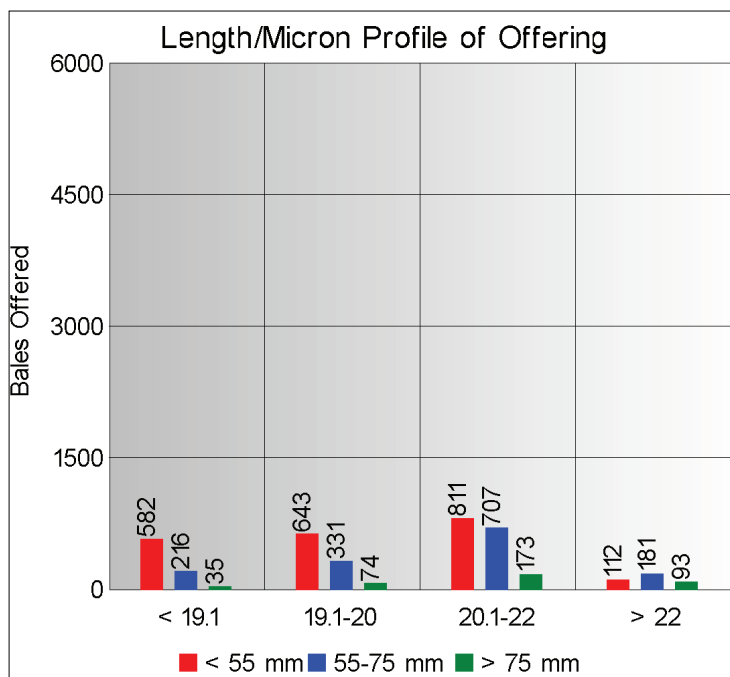
Tel: 27-41-4844301
 Fax: 27-41-4846792
 E-mail: stats@capewools.co.za
 Website: www.capewools.co.za

Market Indicators				Buyers			
Indicator Unit	Current Sale	Last Sale	Change	Company	Bales Purchased This Week	% of Purchases	Total Bales Purchased This Season
SA c/kg	10284	10328	-0.4%	Standard Wool SA	1382	34.9%	77092
Ave. to date (12/13)	10235	10233	0.0%	Lempriere SA	819	20.7%	58103
Ave. to date (11/12)	9897			Stucken & Co	662	16.7%	44701
US c/kg	1121	1133	-1.1%	G Modiano SA	595	15.0%	66684
Euro c/kg	862	861	0.1%	Segard Masurel SA	180	4.6%	16897
AWEX EMI	995	989	0.6%	Chargeurs Wool SA	78	2.0%	1257
Exchange Rates				H Dawson Sons & Co	50	1.3%	1560
Currency Unit	This Week	Previous Week	% Change	Infinite Wool SA	25	0.6%	5707
R/USD	9.1739	9.1124	-0.7%	New England Wool SA	9	0.2%	1206
R/Euro	11.9288	11.9960	0.6%				
R/AUD	9.4133	9.4366	0.2%				
USD/AUD	1.0264	1.0353	0.9%				

Analysis of Offerings by Broker This Week (Bales)

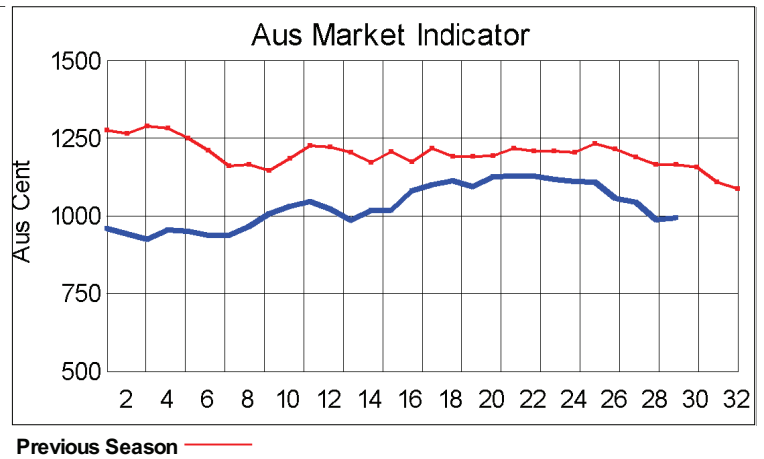
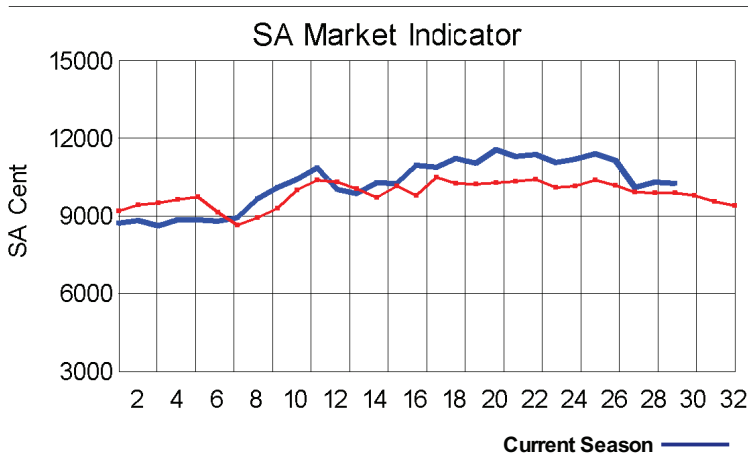
Broker	Merino Fleeces	Merino Bellies	Merino Lambs	Merino Backs	Merino Locks	* Other	Total	% Sold
BKB	723	115	191	57	157	443	1686	96.9%
CMW	505	145	194	73	125	204	1246	96.2%
MAS	383	72	72	10	47	153	737	92.0%
SBL	111	33	71	13	39	22	289	100.0%
VLW	0	0	0	0	0	0	0	
Total	1722	365	528	153	368	822	3958	96.0%

* Crossbred types, Coarse and Coloured and Inferior



Receipts 2012/2013 Season

Season to Date (Kg.) 44,788,985.8 Previous Season to Date 41,001,314.5 Percentage Change: 9.24%



Average Fleece Wool Prices (c/kg. clean)

Spinners and Good Topmaking Styles (AWEX Types MF4 and MF5)

Micron	100+mm	90mm	80mm	70mm	60mm	50mm	40mm	30mm	20mm	10mm
18.0										
18.5				11138						
19.0				10500	10749					
19.5			10828	10916		10106				
20.0			10556	10516	10094		8743			
20.5			10555	10305	10110	9478				
21.0		10516	10476	10401	9612	9396				
21.5			10411	10260	9800	9015				
22.0			10266	10175	9909					
22.5				10034						
23.0			10183		9461					
23.5										
24.0										

* Based on a minimum of 3 lots sold per category

Average Topmaking Styles (AWEX MF6)

Micron	100+mm	90mm	80mm	70mm	60mm	50mm	40mm	30mm	20mm	10mm
18.0										
18.5										
19.0										
19.5										
20.0										
20.5										
21.0				10077			7984			
21.5										
22.0										
22.5										
23.0										
23.5										
24.0										

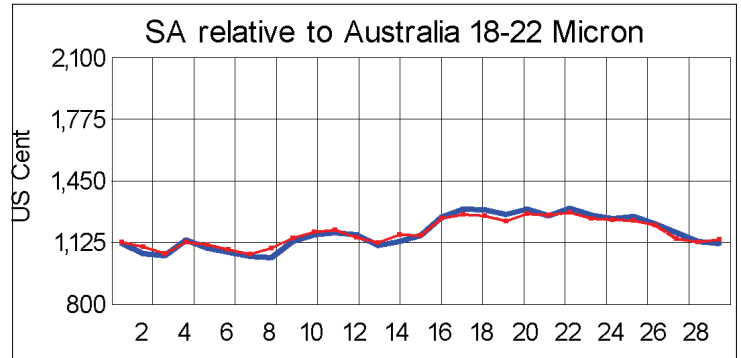
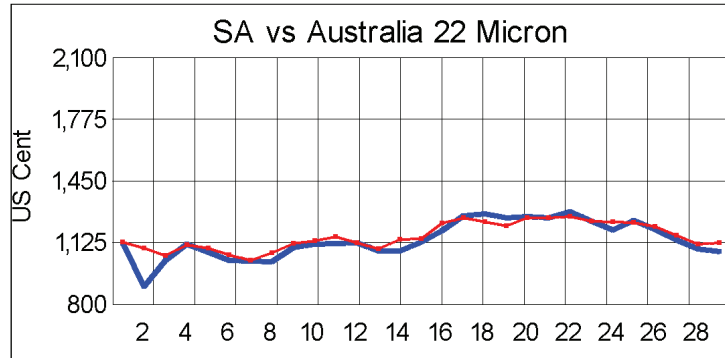
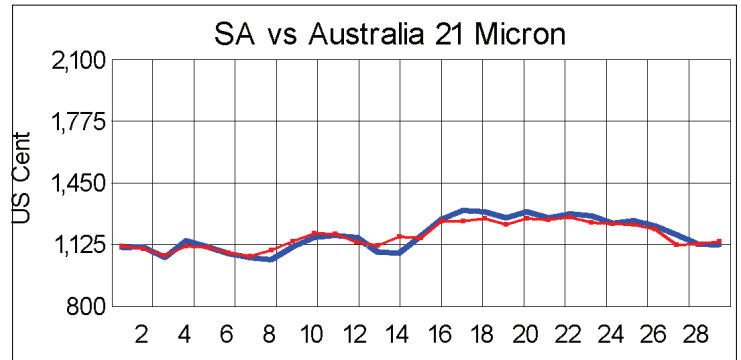
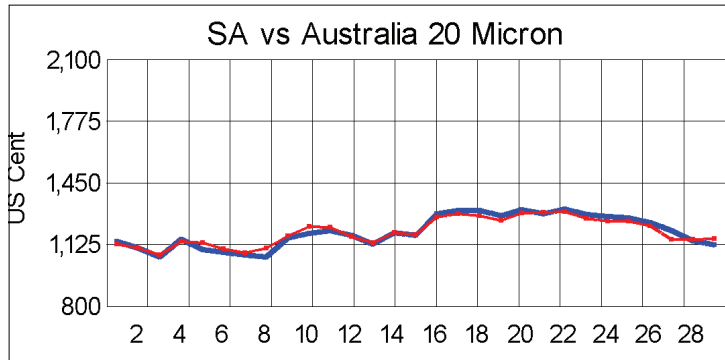
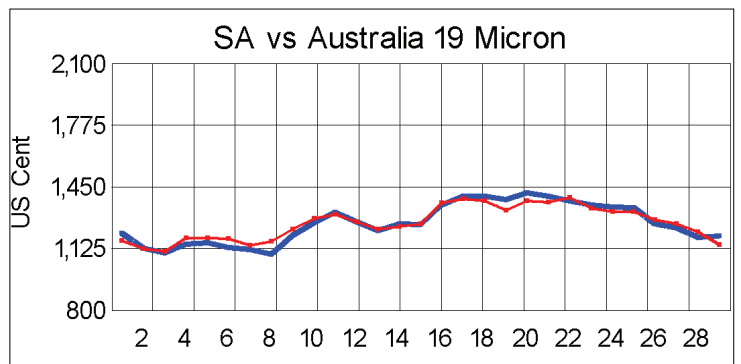
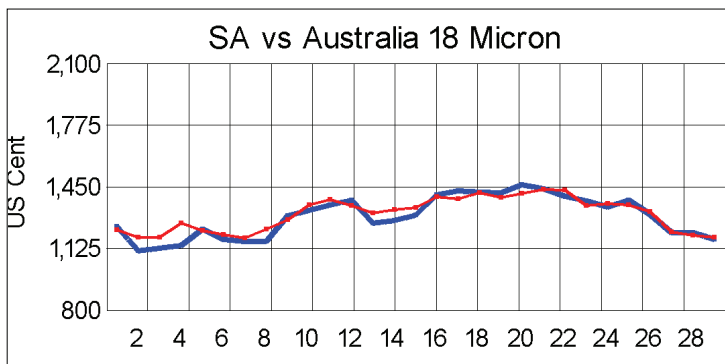
* Based on a minimum of 3 lots sold per category

Other Selected Types/Qualities

Long

Medium

	19μ	20μ	21μ	19μ	20μ	21μ
Good Quality						
Lambswool	11183	10541		9798	9275	9278
Bellies	10615	9381		9938	9531	9974
Locks				8168	8294	6831
Average Quality						
Lambswool	9770			9017	9480	
Bellies	9810	9930		9202	9201	7971
Locks	8941			7890	6422	6075
Inferior Quality						
Fleecewool	10351	9622	8956	9940	9486	8997
Lambswool	10936					9409
Bellies				8705	8841	
Locks				5709	5101	4054



— SA in USc
— Aus in USc

— SA in USc
— Aus in USc

Market Commentary

WOOL PRICES VIRTUALLY UNCHANGED

Port Elizabeth: The wool market was characterized by another lacklustre performance amid a very small offering and the Cape Wools Merino indicator closed down a marginal 0,4% at R102,84/kg (clean).

In Australia, prices were also down. According to reports the domestic market in China remains subdued with the new government and consumers remaining cautious to spend money, which is also affecting the wool textile industry.

The rand hadn't changed much compared with last week. It was trading at an average rate of R9,17 against the US dollar compared with R9,11 at last week's sale, down 0,7%. At R11,93, it had appreciated by 0,6% against the euro.

The offering of 3 958 bales was the smallest this season. A sales percentage of 96% was achieved. Major buyers were Standard Wool (1 382 bales), Lempriere SA (819 bales), Stucken & Co (662 bales) and Modiano (595 bales).

Prices varied with the finer end of the market posting the largest decreases while medium wools were slightly dearer.

The average clean prices for the different categories good top-making (MF5), long fleeces were as follows: 18 microns dropped by a marginal 0,2% to R108,75/kg, 18,5 microns weakened by 4,6% to R107,32/kg, 19 microns were 4,8% cheaper at R105,45/kg, 19,5 microns dropped 0,8% to R108,44/kg, 20 microns rose 0,8% to R106,12/kg, 20,5 microns strengthened by 0,7% to R105,55/kg, 21 microns gained 1,8% to R104,88/kg, and 22 microns were 1,5% dearer to close at R103,40/kg.

No sale has been scheduled for next week due the public holiday. Sales will resume on 8 May when approximately 11 500 bales will be offered.