

National Weekly Wool Market Report

Season: 2012/2013

Sale Date: 9 & 10 April 2013



CAPE WOOLS SA

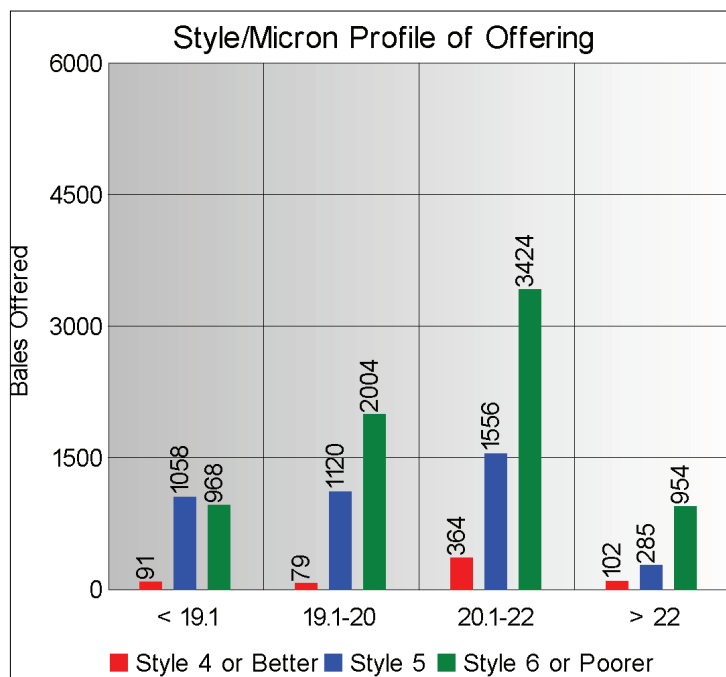
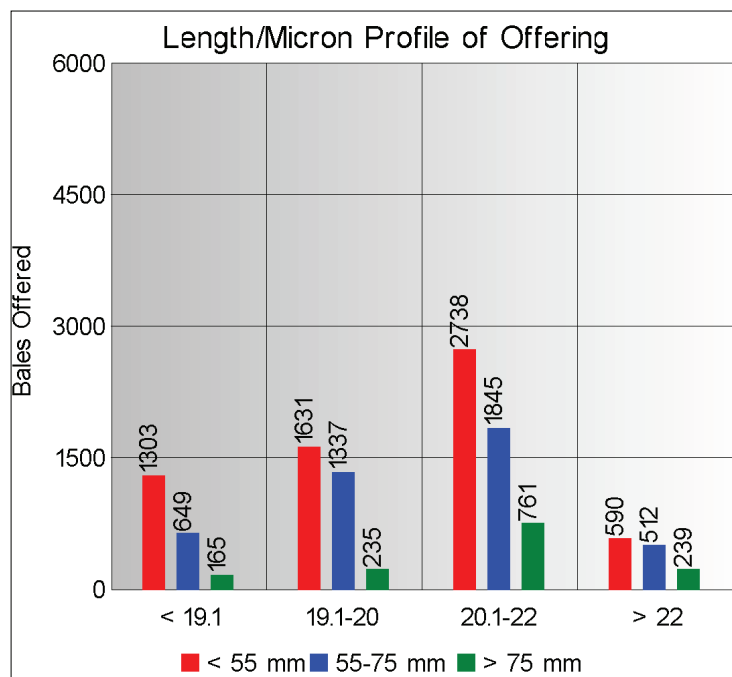
Tel: 27-41-4844301
 Fax: 27-41-4846792
 E-mail: stats@capewools.co.za
 Website: www.capewools.co.za

Market Indicators				Buyers			
Indicator Unit	Current Sale	Last Sale	Change	Company	Bales Purchased This Week	% of Purchases	Total Bales Purchased This Season
SA c/kg	10109	11172	-9.5%	Standard Wool SA	4745	39.5%	73424
Ave. to date (12/13)	10230	10234	-0.0%	G Modiano SA	2535	21.1%	65000
Ave. to date (11/12)	9896			Lempriere SA	2088	17.4%	55382
US c/kg	1137	1207	-5.8%	Stucken & Co	1095	9.1%	43408
Euro c/kg	868	942	-7.9%	Segard Masurel SA	530	4.4%	16468
AWEX EMI	1046	1059	-1.2%	H Dawson Sons & Co	125	1.0%	1434
Exchange Rates				Infinite Wool SA	101	0.8%	5660
Currency Unit	This Week	Previous Week	% Change	New England Wool SA	44	0.4%	1197
R/USD	8.8916	9.2540	3.9%	Chargeurs Wool SA	15	0.1%	1130
R/Euro	11.6466	11.8544	1.8%				
R/AUD	9.3468	9.6723	3.4%				
USD/AUD	1.0511	1.0450	-0.6%				

Analysis of Offerings by Broker This Week (Bales)

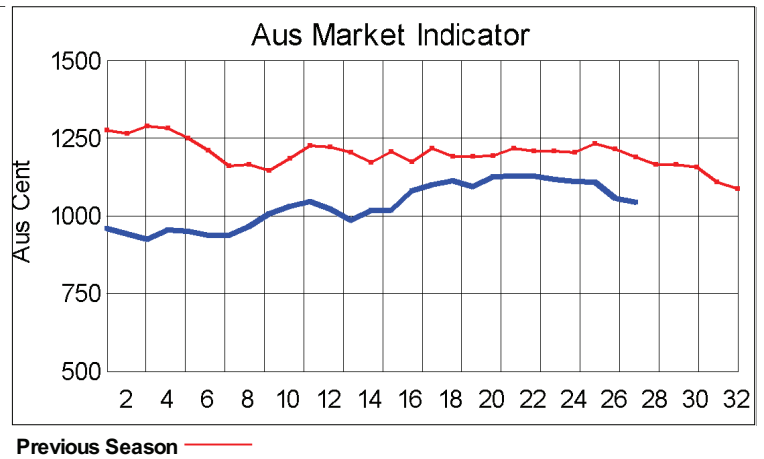
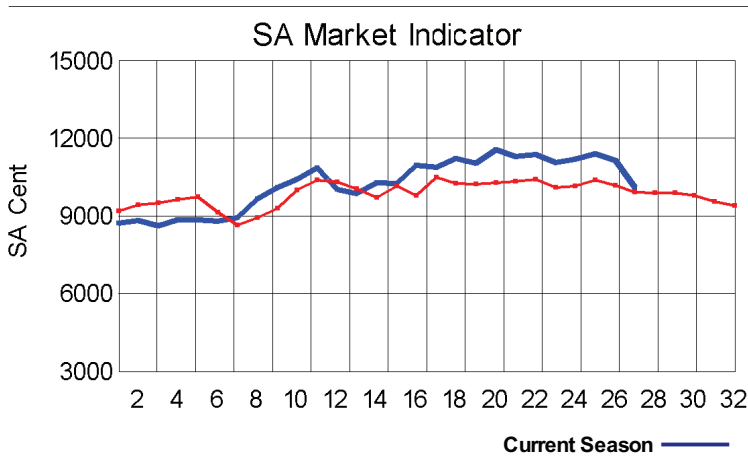
Broker	Merino Fleeces	Merino Bellies	Merino Lambs	Merino Backs	Merino Locks	* Other	Total	% Sold
BKB	3352	674	741	766	628	1661	7822	95.4%
CMW	1159	258	454	126	345	540	2882	88.7%
MAS	407	26	118	16	89	362	1018	95.9%
SBL	131	31	50	3	39	29	283	100.0%
VLW	0	0	0	0	0	0	0	
Total	5049	989	1363	911	1101	2592	12005	93.9%

* Crossbred types, Coarse and Coloured and Inferior



Receipts 2012/2013 Season

Season to Date (Kg.) 43,101,953.1 Previous Season to Date 39,430,810.2 Percentage Change: 9.31%



Average Fleece Wool Prices (c/kg. clean)

Spinners and Good Topmaking Styles (AWEX Types MF4 and MF5)

Micron	100+mm	90mm	80mm	70mm	60mm	50mm	40mm	30mm	20mm	10mm
18.0				11316		10394	10012			
18.5				11112	10851	10003	9824			
19.0				10848	10377	9871	8951			
19.5			10822	10601	10141	9839	8756			
20.0		10647	10568	10459	10013	9580	8481			
20.5			10604	10371	9930	9212	8596			
21.0			10440	10372	9688	9051	8373			
21.5			10490	10224	9838	9081	8371			
22.0				10206		8713				
22.5										
23.0										
23.5			8641							
24.0										

* Based on a minimum of 3 lots sold per category

Average Topmaking Styles (AWEX MF6)

Micron	100+mm	90mm	80mm	70mm	60mm	50mm	40mm	30mm	20mm	10mm
18.0										
18.5										
19.0							8803			
19.5						9833	9322	6160		
20.0				10177		9633	8272			
20.5				10361		9161	8449			
21.0						8920	8224			
21.5							8085			
22.0						8270				
22.5							7591			
23.0										
23.5										
24.0										

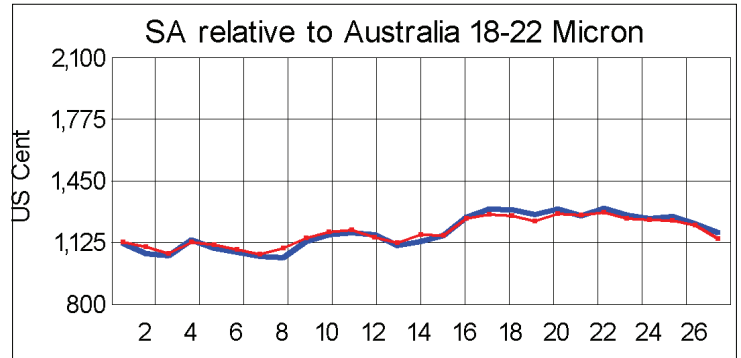
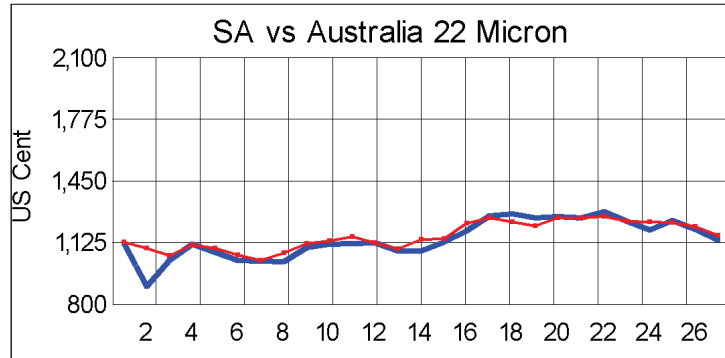
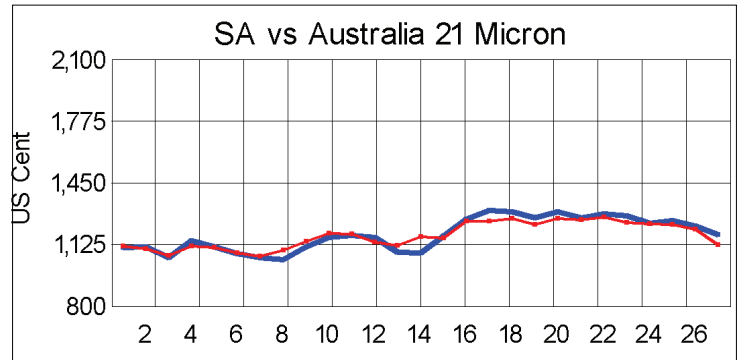
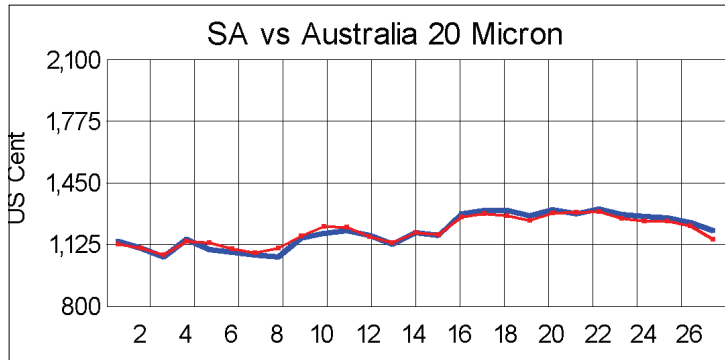
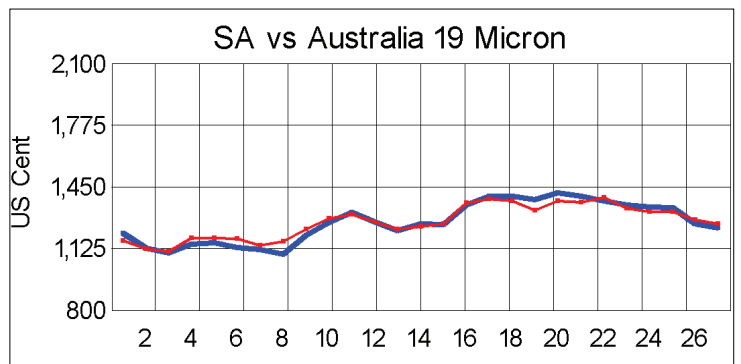
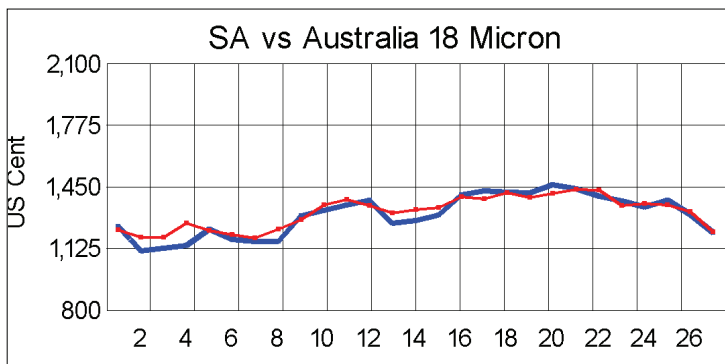
* Based on a minimum of 3 lots sold per category

Other Selected Types/Qualities

Long

Medium

	19μ	20μ	21μ	19μ	20μ	21μ
Good Quality						
Lambswool	10758	10178	10481	9784	9250	
Bellies				9690	9658	
Locks	9173			8690	8021	5817
Average Quality						
Lambswool	10756	9912		9174	8671	8653
Bellies	10072	9743	8060	9126	8433	8257
Locks	8061			7787	6904	5832
Inferior Quality						
Fleacewool	10168	9908	9250	9577	9202	8838
Lambswool	10503	9626	9199	9850		
Bellies				8306	8513	7119
Locks				5004	5360	4426



— SA in USc
— Aus in USc

— SA in USc
— Aus in USc

Market Commentary

CONSIDERABLE DROP IN WOOL PRICES

Port Elizabeth: Wool prices dropped quite substantially at the first sale after the Easter recess and the Cape Wools Merino indicator fell by 9,5% to close at R101,09/kg (clean).

This follows the drop in Australian prices and the strengthening of the rand against the US dollar over the past few days to its best level in weeks. The rand was trading at an average rate of R8,89 against the greenback compared with R9,25 a fortnight ago, up 3,9%. At R11,64, it had gained 1,8% against the euro.

According to local traders business conditions are difficult at present with some resistance from China.

This was also reflected in the sales percentage, which is lower than normal. The offering comprised 12 005 bales of which 94% was sold. The accumulative sales percentage up to Easter was 99,5%.

Major buyers were Standard Wool (4 745 bales), Modiano (2 535 bales), Lempriere SA (2 088 bales), and Stucken & Co (1 095 bales).

Prices were down across the board.

The average clean prices for the different categories good top-making (MF5), long fleeces were as follows: 18 microns were down 11,7% at R107,97/kg, 18,5 microns dropped 10,4% at R106,82/kg, 19 microns were 5,6% cheaper at R111,81/kg, 19,5 microns softened by 8,7% to R105,58/kg, 20 microns shed 9,5% to R102,58/kg, 20,5 microns dropped 10,5% to R100,37/kg, 21 microns weakened 10,4% to R100,07/kg, 21,5 microns were down 11% at R100,34/kg, and 22 microns were 7,6% cheaper to close at R103,64/kg.

Approximately 6 400 bales will come under the hammer at next week's sale.