

National Weekly Wool Market Report

Season: 2012/2013

Sale Date: 13 March 2013



CAPE WOOLS SA

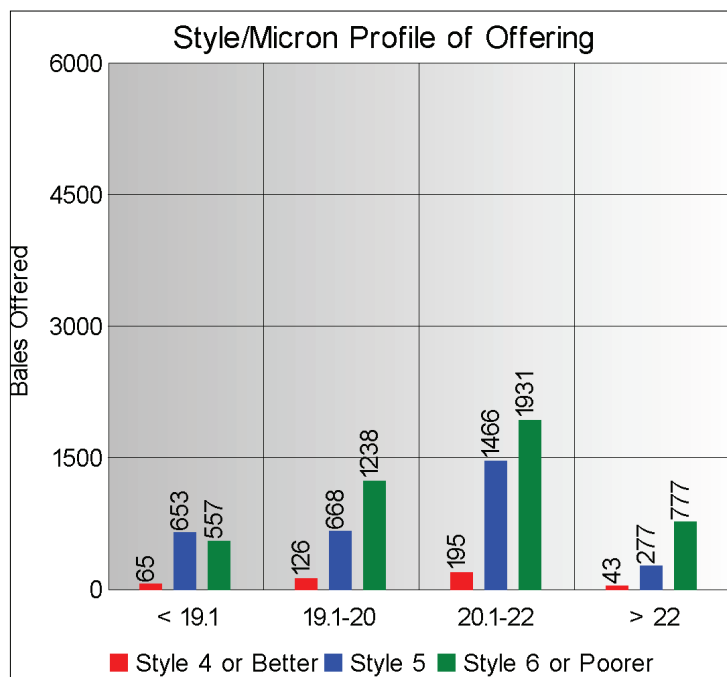
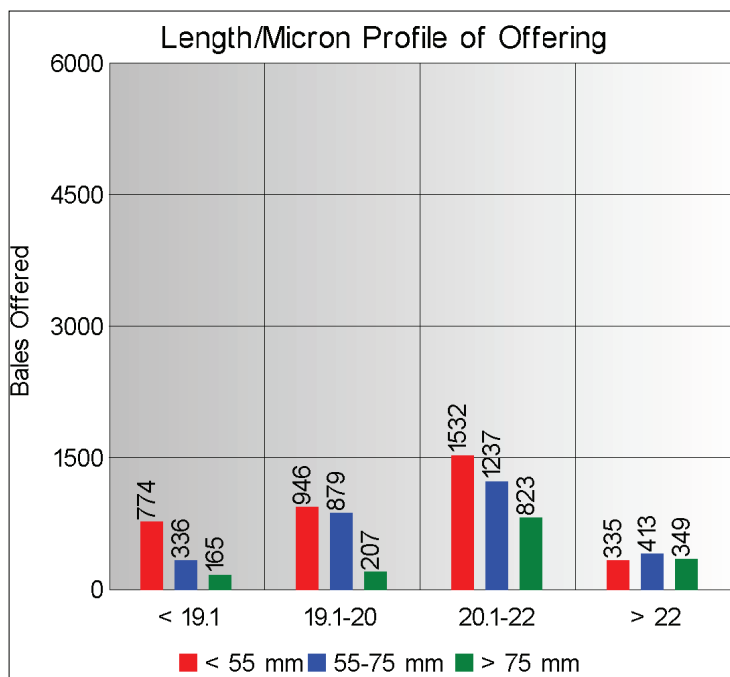
Tel: 27-41-4844301
 Fax: 27-41-4846792
 E-mail: stats@capewools.co.za
 Website: www.capewools.co.za

Market Indicators				Buyers			
Indicator Unit	Current Sale	Last Sale	Change	Company	Bales Purchased This Week	% of Purchases	Total Bales Purchased This Season
SA c/kg	11425	11213	1.9%	Standard Wool SA	2180	27.3%	65258
Ave. to date (12/13)	10197	10146	0.5%	G Modiano SA	1964	24.6%	59508
Ave. to date (11/12)	9881			Lempriere SA	1661	20.8%	50077
US c/kg	1246	1244	0.2%	Stucken & Co	1311	16.4%	39445
Euro c/kg	958	954	0.4%	Segard Masurel SA	465	5.8%	15471
AWEX EMI	1110	1112	-0.2%	Infinite Wool SA	256	3.2%	5387
Exchange Rates				H Dawson Sons & Co	84	1.1%	1045
Currency Unit	This Week	Previous Week	% Change	New England Wool SA			1153
R/USD	9.1675	9.0126	-1.7%	Chargeurs Wool SA			1019
R/Euro	11.9317	11.7572	-1.5%				
R/AUD	9.4532	9.2598	-2.1%				
USD/AUD	1.0252	1.0273	0.2%				

Analysis of Offerings by Broker This Week (Bales)

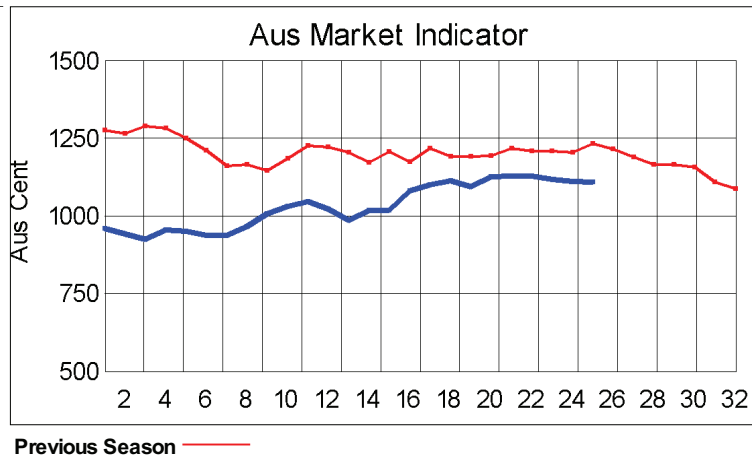
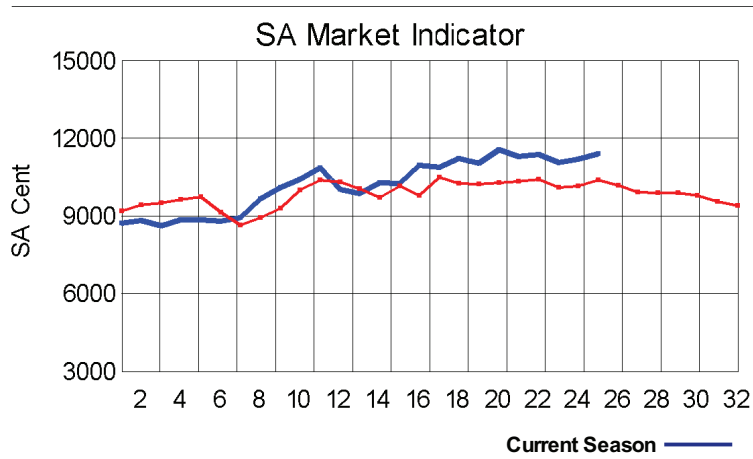
Broker	Merino Fleeces	Merino Bellies	Merino Lambs	Merino Backs	Merino Locks	* Other	Total	% Sold
BKB	3098	488	676	534	491	977	6264	98.8%
CMW	817	267	188	98	140	222	1732	99.9%
MAS	0	0	0	0	0	0	0	
SBL	0	0	0	0	0	0	0	
VLW	0	0	0	0	0	0	0	
Total	3915	755	864	632	631	1199	7996	99.1%

* Crossbred types, Coarse and Coloured and Inferior



Receipts 2012/2013 Season

Season to Date (Kg.) 40,084,648.6 Previous Season to Date 36,615,657.2 Percentage Change: 9.47%



Average Fleece Wool Prices (c/kg. clean)

Spinners and Good Topmaking Styles (AWEX Types MF4 and MF5)

Micron	100+mm	90mm	80mm	70mm	60mm	50mm	40mm	30mm	20mm	10mm
18.0						12371				
18.5			12336	12243		11830	11287			
19.0		12081	12128	12080						
19.5		11761	11802	11751	11220	11414	10404			
20.0		11567	11541	11482	11255	11027	10053			
20.5		11383	11445	11339	11169	10983	10013			
21.0		11365	11376	11352	11078	10603	9701			
21.5			11315	11339						
22.0				11214	11224	10167	8629			
22.5				11286		9785				
23.0										
23.5										
24.0										

* Based on a minimum of 3 lots sold per category

Average Topmaking Styles (AWEX MF6)

Micron	100+mm	90mm	80mm	70mm	60mm	50mm	40mm	30mm	20mm	10mm
18.0										
18.5										
19.0										
19.5			11738	11787		11104				
20.0					11195	10810				
20.5			11360			10634	9760			
21.0					10488					
21.5										
22.0										
22.5										
23.0										
23.5										
24.0										

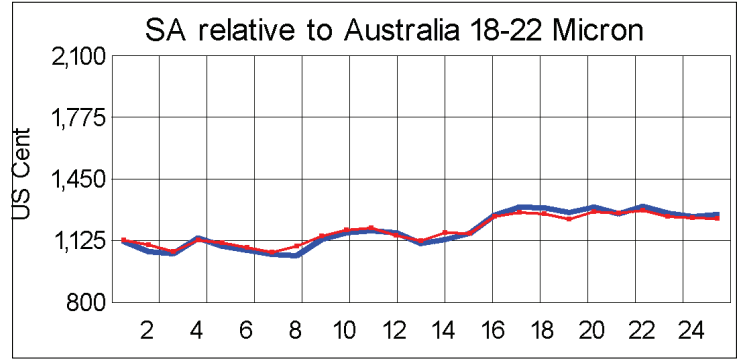
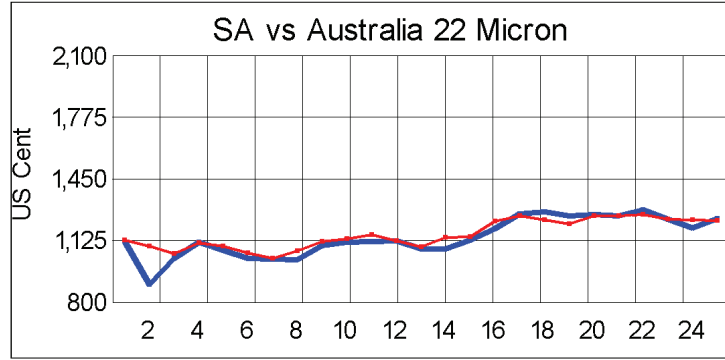
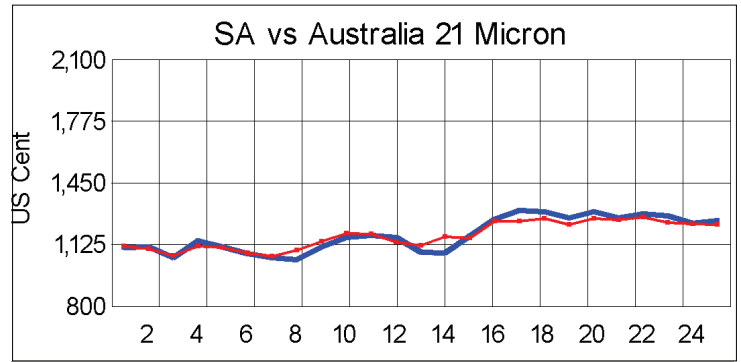
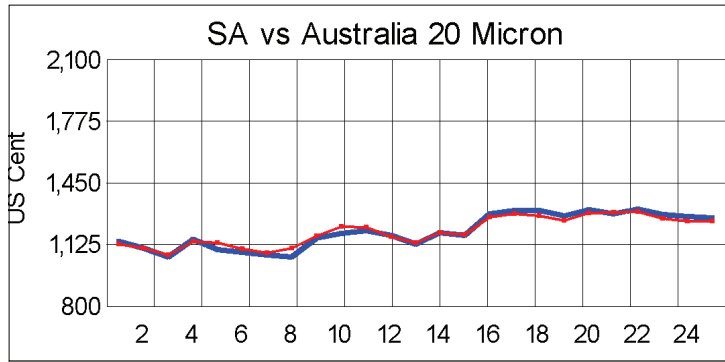
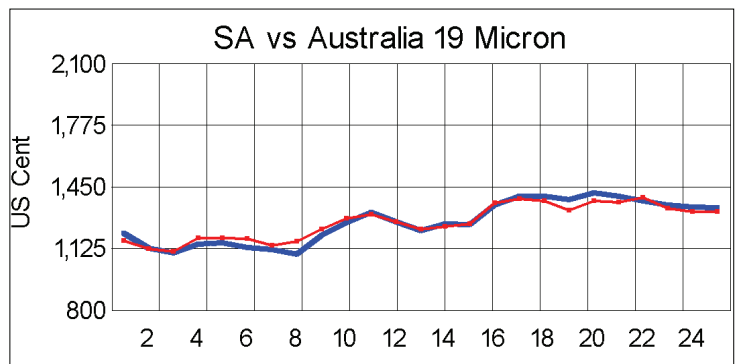
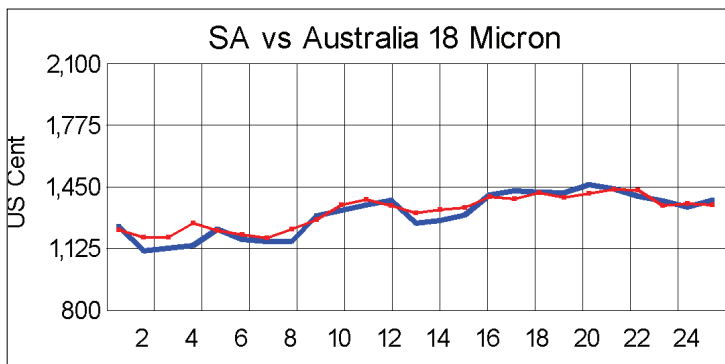
* Based on a minimum of 3 lots sold per category

Other Selected Types/Qualities

Long

Medium

	19μ	20μ	21μ	19μ	20μ	21μ
Good Quality						
Lambswool	11910	11535	11416	11105	10991	9754
Bellies	11424			11567	9953	
Locks				9529	9688	
Average Quality						
Lambswool	11744	10900		9967	10462	10709
Bellies	10737	11021		10558	9664	8790
Locks	9222			9767	8292	8195
Inferior Quality						
Fleacewool	11786	11094	10956	10968	10419	
Lambswool	11052			11555	10990	
Bellies		10875		10185	8713	9270
Locks		9503	4913	7976	7212	4706



— SA in USc
— Aus in USc

— SA in USc
— Aus in USc

Market Commentary

WOOL MARKET BENEFITS FROM WEAK RAND

Port Elizabeth: The market benefited once again from the weak rand and the Cape Wools Merino indicator gained 1,9% on the previous week to close at R114,25/kg (clean).

The rand slid to its lowest level in four years against the US dollar following the release of worse than expected current account deficit figures. It was trading at an average rate of R9,17 against the US dollar, which was down 1,7% on last week's average. At R11,93, it was 1,5% weaker against the euro.

The offering comprised 7 996 bales of which 99% was sold.

Wool receipts into brokers' stores to date are 9,5% higher compared with the corresponding period last season.

Major buyers were Standard Wool (2 180 bales), Modiano (1 964 bales), Lempriere SA (1 661 bales), and Stucken & Co (1 311 bales).

Prices increased across the board, but 19 microns and 20,5 microns gained the most BY posting an average increase of 1,8%.

The average clean prices for the different categories good top-making (MF5), long fleeces were as follows: 18 microns were up 1,1% at R124,51/kg, 18,5 microns gained 0,7% at R122,18/kg, 19 microns were 1,8% dearer at R121,27/kg, 19,5 microns gained 1,3% to R117,87/kg, 20 microns rose 1,5% to R114,48/kg, 20,5 microns gained 1,8% to R113,52/kg, 21 microns rose 1,4% to R112,98/kg, 21,5 microns were 0,7% dearer at R112,51/kg, and 22 microns were up 1,4% to close at R112,88/kg.

No sale has been scheduled for next week due to the public holiday on 21 March. Sales will resume on 27 March.