

National Weekly Wool Market Report

Season: 2012/2013

Sale Date: 5&6 March 2013



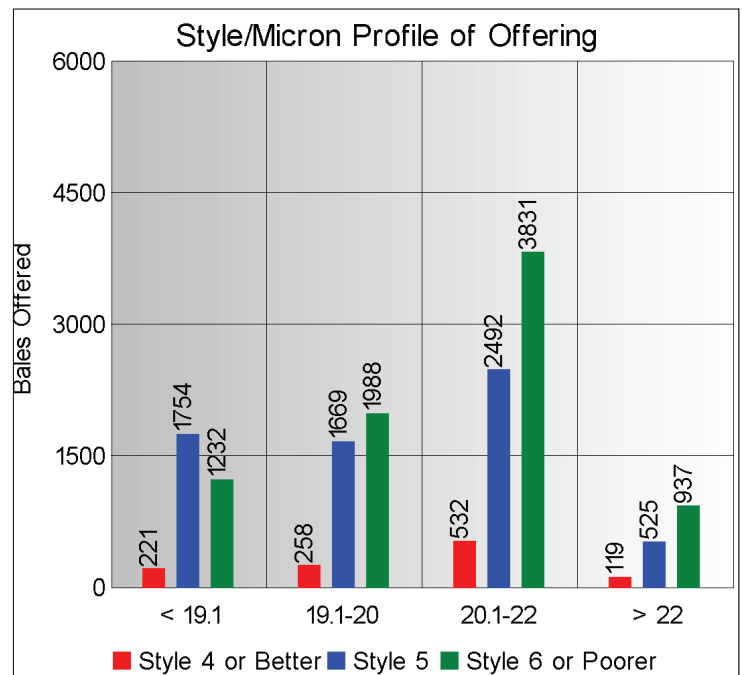
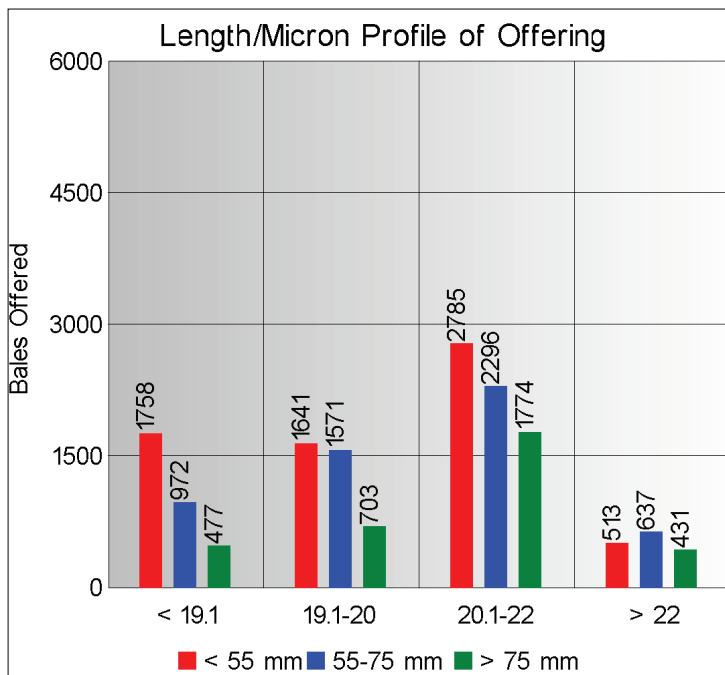
Tel: 27-41-4844301
 Fax: 27-41-4846792
 E-mail: stats@capewools.co.za
 Website: www.capewools.co.za

Market Indicators				Buyers			
Indicator Unit	Current Sale	Last Sale	Change	Company	Bales Purchased This Week	% of Purchases	Total Bales Purchased This Season
SA c/kg	11213	11070	1.3%	Standard Wool SA	4031	25.9%	63078
Ave. to date (12/13)	10146	10099	0.5%	G Modiano SA	3685	23.7%	57544
Ave. to date (11/12)	9859			Lempriere SA	3110	20.0%	48416
US c/kg	1244	1256	-1.0%	Stucken & Co	2757	17.7%	38134
Euro c/kg	954	960	-0.6%	Infinite Wool SA	702	4.5%	5131
AWEX EMI	1112	1120	-0.7%	H Dawson Sons & Co	576	3.7%	961
Exchange Rates				Segard Masurel SA	528	3.4%	15006
Currency Unit	This Week	Previous Week	% Change	New England Wool SA	90	0.6%	1153
R/USD	9.0126	8.8107	-2.3%	Chargeurs Wool SA			1019
R/Euro	11.7572	11.5324	-1.9%				
R/AUD	9.2598	8.9879	-3.0%				
USD/AUD	1.0273	1.0198	-0.7%				

Analysis of Offerings by Broker This Week (Bales)

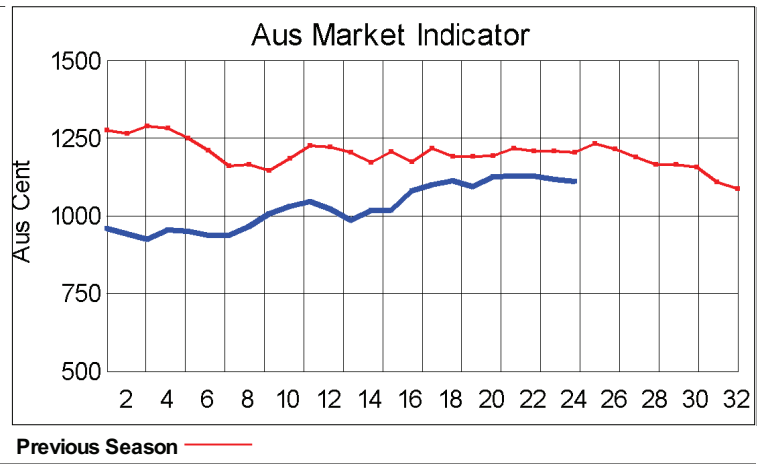
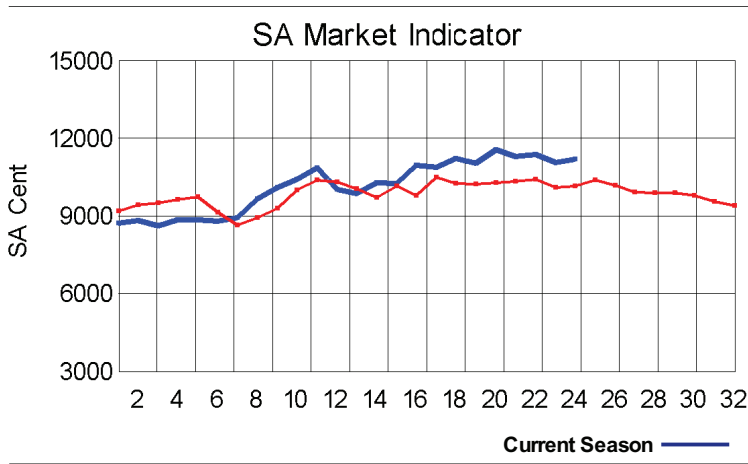
Broker	Merino Fleeces	Merino Bellies	Merino Lambs	Merino Backs	Merino Locks	* Other	Total	% Sold
BKB	4970	809	1260	866	832	1201	9938	99.6%
CMW	1674	216	384	289	377	628	3568	99.4%
JLW	37	7	3	3	7	5	62	100.0%
MAS	262	28	107	12	249	624	1282	98.6%
SBL	149	19	33	7	27	70	305	100.0%
VLW	167	25	90	37	26	58	403	100.0%
Total	7259	1104	1877	1214	1518	2586	15558	99.5%

* Crossbred types, Coarse and Coloured and Inferior



Receipts 2012/2013 Season

Season to Date (Kg.) 39,325,820.4 Previous Season to Date 35,573,757.6 Percentage Change: 10.55%



Average Fleece Wool Prices (c/kg. clean)

Spinners and Good Topmaking Styles (AWEX Types MF4 and MF5)

Micron	100+mm	90mm	80mm	70mm	60mm	50mm	40mm	30mm	20mm	10mm
18.0			12351	12249	12231	12028				
18.5			12111	12130	11921		10796			
19.0			11914	11930	11704	11251	10715			
19.5		11621	11618	11654	11330	11201	10106			
20.0		11373	11321	11290	11281	10764	10006			
20.5		11279	11254	11234	10982	10252	9900			
21.0		11207	11197	11154	11039	10464	9727			
21.5		11106	11173	11151	10786	10274	9248			
22.0			11125	11167						
22.5		11199	11137	11145						
23.0										
23.5				10838						
24.0										

* Based on a minimum of 3 lots sold per category

Average Topmaking Styles (AWEX MF6)

Micron	100+mm	90mm	80mm	70mm	60mm	50mm	40mm	30mm	20mm	10mm
18.0										
18.5										
19.0										
19.5			11453	11213						
20.0						10670	9686			
20.5			11213			10497				
21.0				11128	10978					
21.5			10423		10616					
22.0			11026	10733						
22.5					9856					
23.0										
23.5										
24.0										

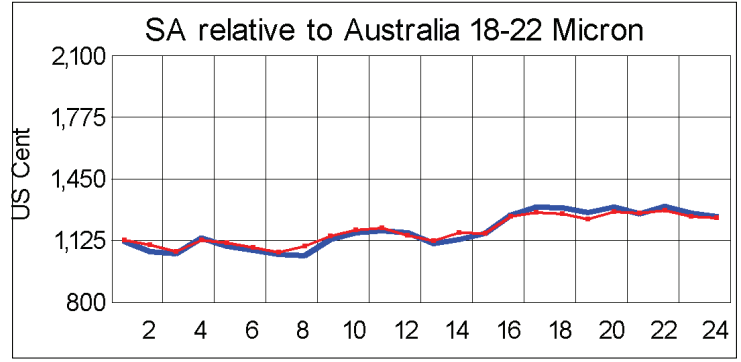
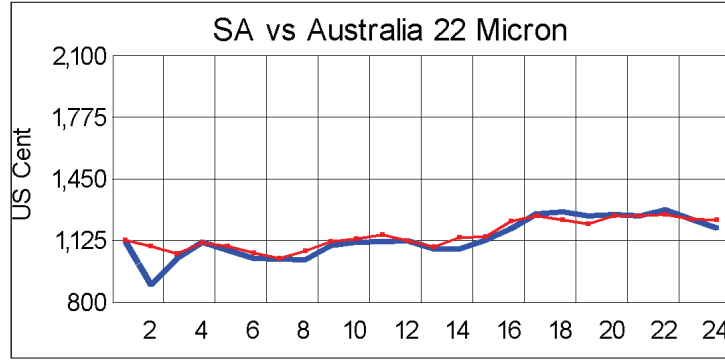
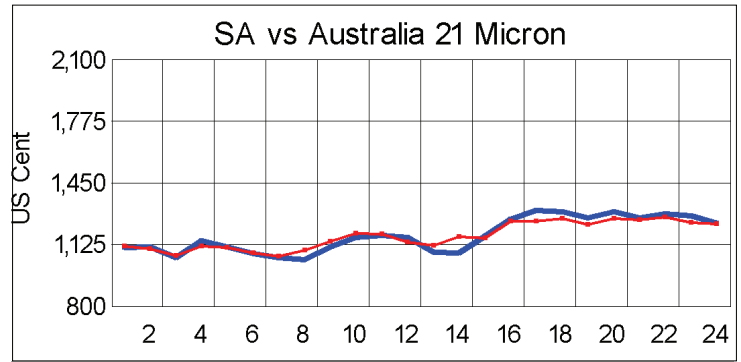
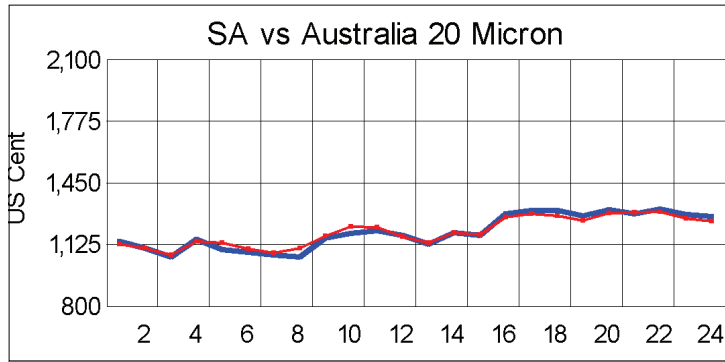
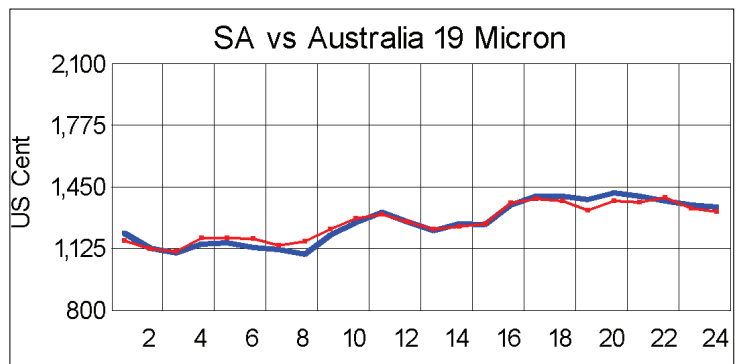
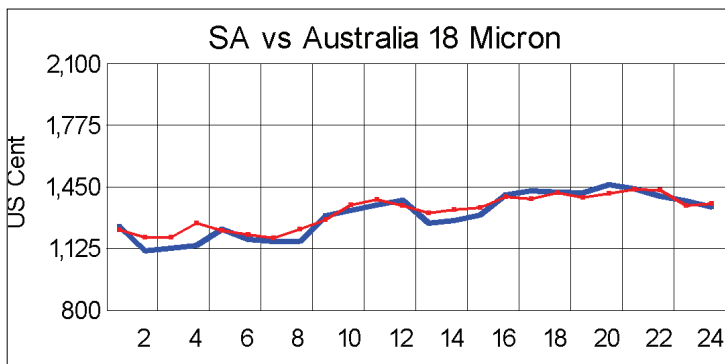
* Based on a minimum of 3 lots sold per category

Other Selected Types/Qualities

Long

Medium

	19μ	20μ	21μ	19μ	20μ	21μ
Good Quality						
Lambswool	11892	11099		11219	10772	10418
Bellies	11336	10983	10586	11009	10983	10312
Locks		8819		9726	8818	7936
Average Quality						
Lambswool	11735	11167	10749	9571	10040	9969
Bellies	11051	10773	10181	10479	10146	9800
Locks	8965			9435	8326	9115
Inferior Quality						
Fleacewool	11518	10931	10675	10989	10887	8631
Lambswool	11383			10799		9384
Bellies	11215			9772	9856	8962
Locks		6036	6799	7872	6943	4825



— SA in USc
— Aus in USc

— SA in USc
— Aus in USc

Market Commentary

WEAK RAND BOOSTS WOOL MARKET

Port Elizabeth: This week's sale saw prices rising slightly on the back of a weaker rand and the Cape Wools Merino indicator gained 1,3% on last week to close the day at R112,13/kg (clean).

The rand has weakened over the last few days, falling to its lowest level in weeks following unrest in the platinum mining industry. It was trading at an average rate of R9 against the US dollar, which was down 2,3% on last week's average. At R11,76, it was 1,9% weaker against the euro.

It was a large offering comprising 15 558 bales, which included many re-offerings. A sales percentage of 99% was obtained.

Major buyers were Standard Wool (4 031 bales), Modiano (3 685 bales), Lempriere SA (3 110 bales), and Stucken & Co (2 757 bales).

Most fleece wools were dearer. The largest increase was for 18 micron fleeces, which gained over 3% on average. The average clean prices for the different categories good top -making (MF5), long fleeces were as follows: 18 microns were up 3,2% at R123,14/kg, 18,5 microns were unchanged at R121,38 /kg, 19 microns were 1% dearer at R119,17/kg, 19,5 microns gained 1,6% to R116,36/kg, 20 microns rose 1,1% to R112,74/kg, 20,5 microns gained 2,1% to R111,49/kg, 21 microns rose 1,8% to R111,37/kg, 21,5 microns were 2% dearer at R111,71/kg, and 22 microns were up 1,8% to close at R111,32/kg.

Approximately 9 500 bales will be offered next week.