

National Weekly Wool Market Report

Season: 2012/2013

Sale Date: 19&20 February 2013



CAPE WOOLS SA

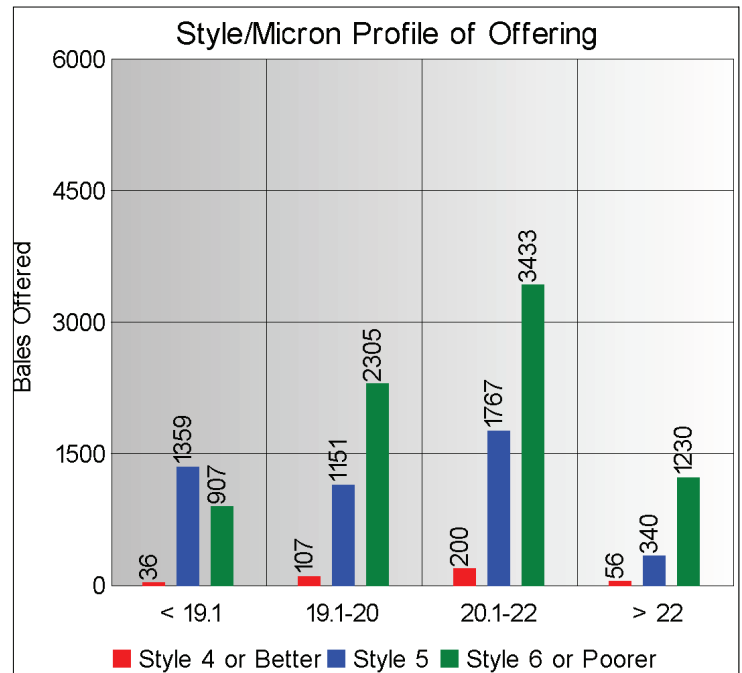
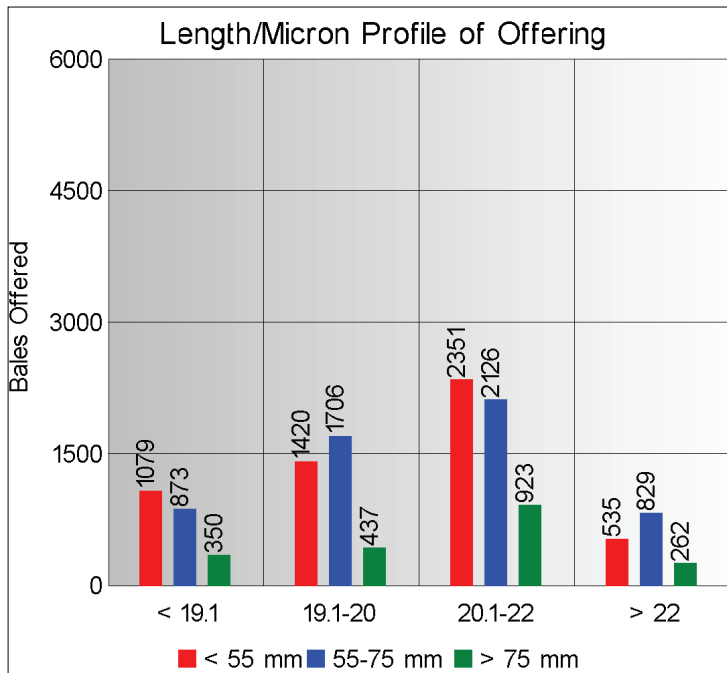
Tel: 27-41-4844301
 Fax: 27-41-4846792
 E-mail: stats@capewools.co.za
 Website: www.capewools.co.za

Market Indicators				Buyers			
Indicator Unit	Current Sale	Last Sale	Change	Company	Bales Purchased This Week	% of Purchases	Total Bales Purchased This Season
SA c/kg	11383	11322	0.5%	G Modiano SA	3701	28.7%	52357
Ave. to date (12/13)	10055	9992	0.6%	Stucken & Co	2797	21.7%	34285
Ave. to date (11/12)	9833			Lempriere SA	2778	21.6%	43092
US c/kg	1290	1282	0.7%	Standard Wool SA	2217	17.2%	57321
Euro c/kg	962	946	1.7%	Segard Masurel SA	830	6.4%	13969
AWEX EMI	1130	1131	-0.1%	Infinite Wool SA	323	2.5%	4312
Exchange Rates				H Dawson Sons & Co	97	0.8%	97
Currency Unit	This Week	Previous Week	% Change	Chargeurs Wool SA	96	0.7%	1019
R/USD	8.8210	8.8317	0.1%	New England Wool SA			1063
R/Euro	11.8347	11.9656	1.1%				
R/AUD	9.1269	9.1207	-0.1%				
USD/AUD	1.0343	1.0331	-0.1%				

Analysis of Offerings by Broker This Week (Bales)

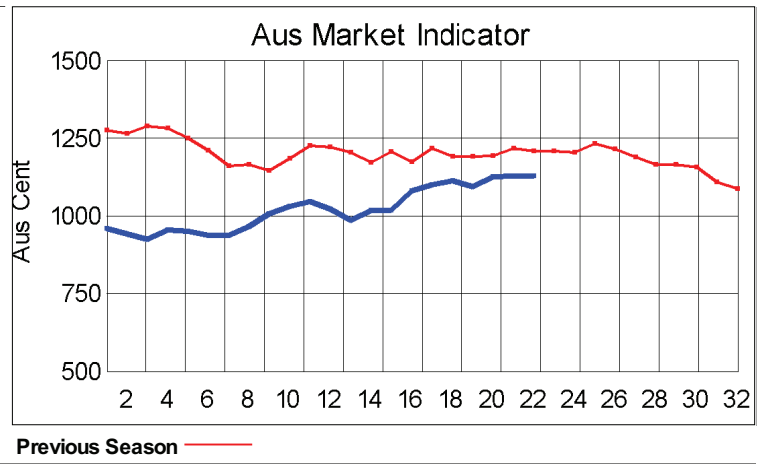
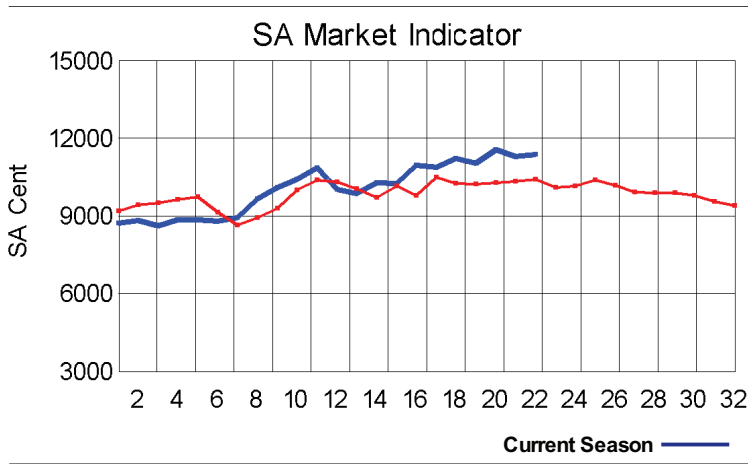
Broker	Merino Fleeces	Merino Bellies	Merino Lambs	Merino Backs	Merino Locks	* Other	Total	% Sold
BKB	3318	777	665	916	676	1379	7731	99.7%
CMW	1798	270	438	232	281	676	3695	99.6%
JLW	22	4	4	1	1	4	36	100.0%
MAS	353	49	90	26	98	124	740	99.3%
SBL	50	17	8	2	26	89	192	100.0%
VLW	258	43	24	34	45	93	497	98.6%
Total	5799	1160	1229	1211	1127	2365	12891	99.6%

* Crossbred types, Coarse and Coloured and Inferior



Receipts 2012/2013 Season

Season to Date (Kg.) 37,115,594.8 Previous Season to Date 33,721,393.6 Percentage Change: 10.07%



Average Fleece Wool Prices (c/kg. clean)

Spinners and Good Topmaking Styles (AWEX Types MF4 and MF5)

Micron	100+mm	90mm	80mm	70mm	60mm	50mm	40mm	30mm	20mm	10mm
18.0			12810	12621	12494					
18.5			12588	12458	12165	12238	11326			
19.0		12224	12385	12269		11729	11411			
19.5		11964	11927	11897	11751	10479	10829			
20.0		11626	11557	11494	11240	10895	10184			
20.5		11516	11423	11340	11082	10828	9170			
21.0		11329	11309	11250	11115	10541	9494			
21.5			11171	11239	10811		9252			
22.0					10959					
22.5					10919					
23.0				10560						
23.5				10403						
24.0										

* Based on a minimum of 3 lots sold per category

Average Topmaking Styles (AWEX MF6)

Micron	100+mm	90mm	80mm	70mm	60mm	50mm	40mm	30mm	20mm	10mm
18.0										
18.5										
19.0										
19.5										
20.0										
20.5			11308	11268	10517					
21.0				11147						
21.5				11116	10143	9879				
22.0										
22.5										
23.0										
23.5										
24.0										

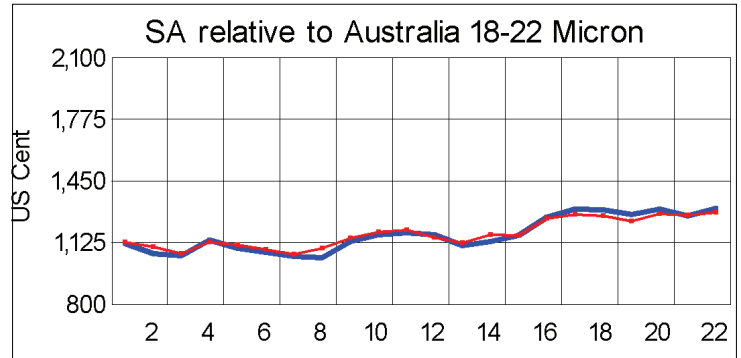
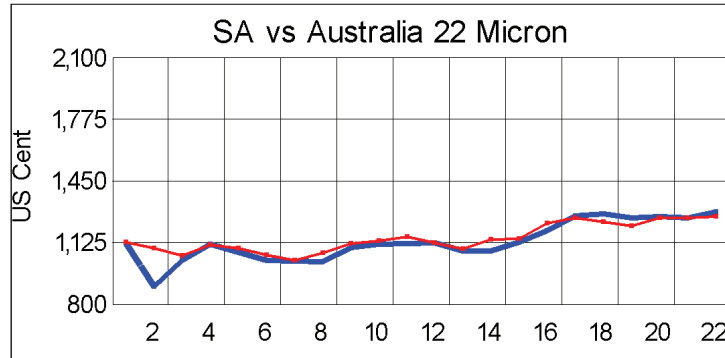
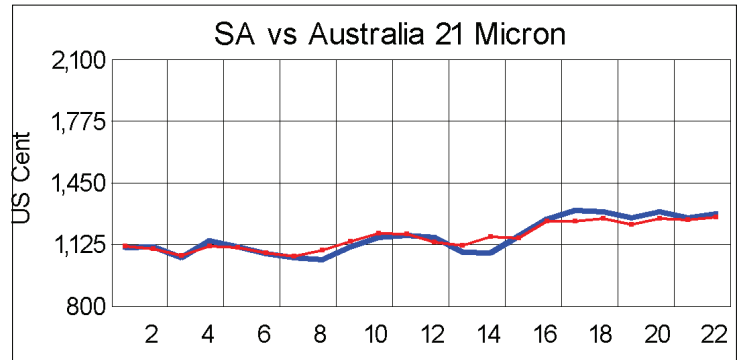
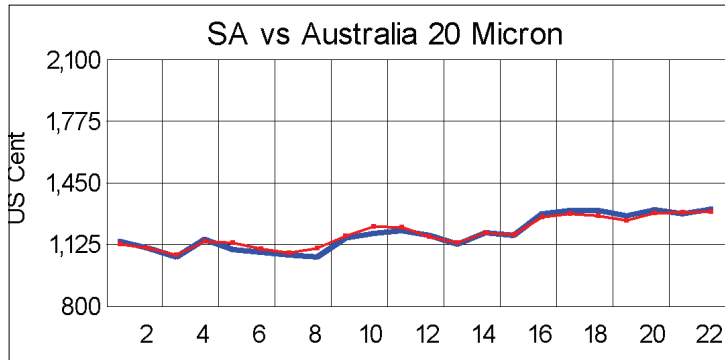
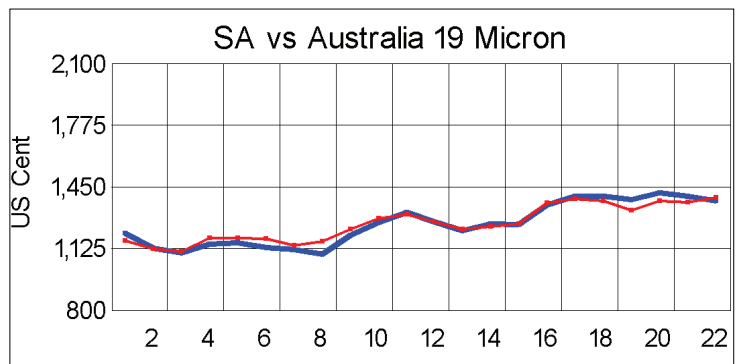
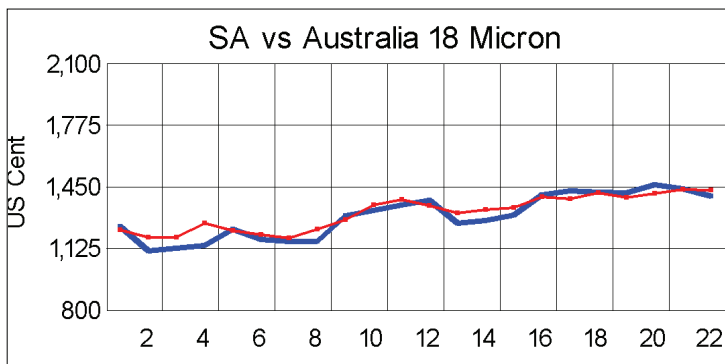
* Based on a minimum of 3 lots sold per category

Other Selected Types/Qualities

Long

Medium

	19μ	20μ	21μ	19μ	20μ	21μ
Good Quality						
Lambswool	12072	11665	11087	11580	10469	10500
Bellies	11481	10881		11119	11198	
Locks		10177		9966	9170	8804
Average Quality						
Lambswool	11887	11536	10841	10303	10547	10484
Bellies	11388	11301		11060	10804	9289
Locks				8471	8509	7514
Inferior Quality						
Fleecewool	11834	10952	10849	11285	10439	9719
Lambswool				11359	9551	
Bellies				10169	7615	8007
Locks	8308			7559	6937	6247



— SA in USc
— Aus in USc

— SA in USc
— Aus in USc

Market Commentary

SLIGHT INCREASE IN WOOL PRICES

Port Elizabeth: This week's sale saw prices improving slightly on the previous sale a fortnight ago and the Cape Wools Merino ~~it~~ gained 0,5% to close at R113,83/kg (clean).

Traders report reluctance from some clients to buy at current levels while demand from other areas remains firm.

The rand was fairly unchanged against the US dollar, trading at an average rate of R8,82, which was up a negligible 0,1% on the average rate at the previous sale, while at R11,96, it had gained 1,1% against the eur.

It was a fairly large offering of 12 891 bales and a sales percentage of 99% was achieved.

Major buyers were Modiano SA (3 701 bales) and Stucken & Co (2 522 bales), Lempriere SA (2 778 bales), and Standard Wool (2 217 bales).

Wool receipts at the brokers to date are up 10% compared with the corresponding period last season. The accumulative figure suggests an increase in the volume Merino wool offered, which was up 8,4% compared with last season, while wool volumes from other breeds increased by 0,7%. This seems to indicate that the Merino remains a firm favourite with wool producers..

Most quality fleece wool types were slightly dearer with the average price for good topmaking types of 19 microns gaining almost 2%.

The average clean prices for the different categories good topmaking (MF5), long fleeces were as follows: 18 microns were down 0,4% at R126,69/kg, 18,5 microns gained 0,5% at R125,17/kg, 19 microns were 1,9% dearer at R123,26/kg, 19,5 microns gained 0,6% to R119,22/kg, 20 microns were up by a marginal 0,2% at R114,73/kg, 20,5 microns were 1,7% dearer to R113,51/kg, 21 microns increased by 0,9% to R112,20/kg, 21,5 microns were 0,9% dearer at R111,56/kg, and 22 microns rose 0,5% to R111,63/kg.

Approximately 7 500 bales will be on offer at next week's sale.