

National Weekly Wool Market Report

Season: 2012/2013

Sale Date: 6 February 2013



Tel: 27-41-4844301
 Fax: 27-41-4846792
 E-mail: stats@capewools.co.za
 Website: www.capewools.co.za

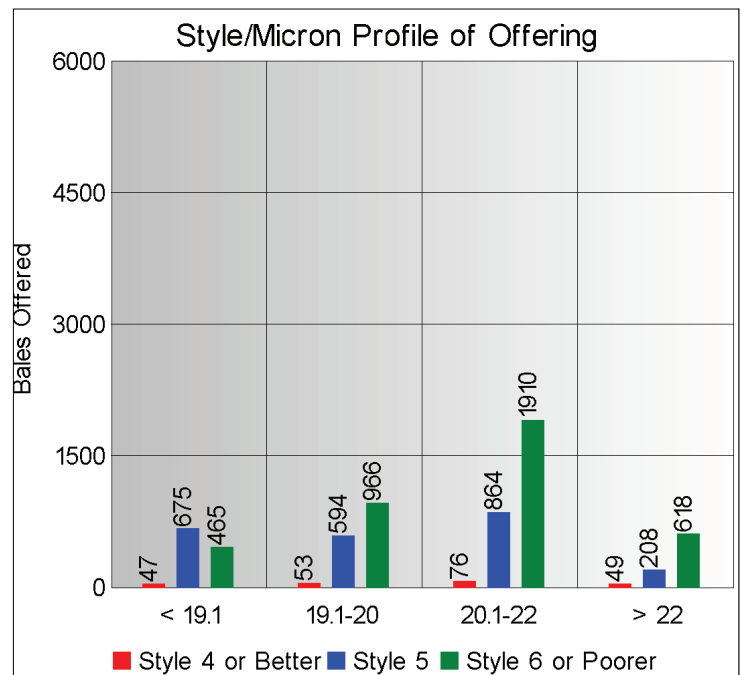
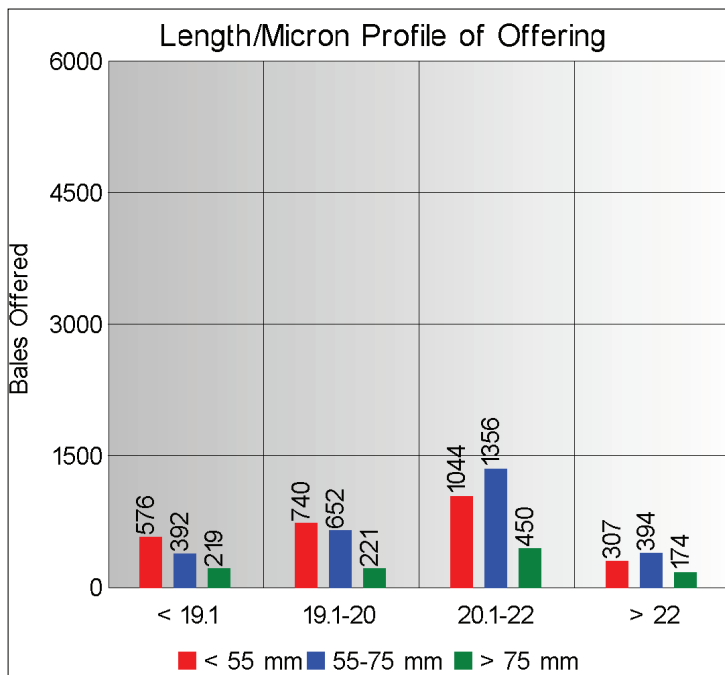
Market Indicators				Buyers			
Indicator Unit	Current Sale	Last Sale	Change	Company	Bales Purchased This Week	% of Purchases	Total Bales Purchased This Season
SA c/kg	11322	11565	-2.1%	Lempriere SA	1810	27.7%	40312
Ave. to date (12/13)	9992	9926	0.7%	G Modiano SA	1682	25.8%	48656
Ave. to date (11/12)	9804			Stucken & Co	1308	20.1%	31488
US c/kg	1282	1284	-0.2%	Segard Masurel SA	647	9.9%	13139
Euro c/kg	946	951	-0.6%	Standard Wool SA	570	8.7%	55104
AWEX EMI	1131	1128	0.3%	Mohair & Wool Trader	220	3.4%	2747
				Infinite Wool SA	170	2.6%	3971
				Chargeurs Wool SA	84	1.3%	923
				New England Wool SA			1063

Exchange Rates			
Currency Unit	This Week	Previous Week	% Change
R/USD	8.8317	9.0077	2.0%
R/Euro	11.9656	12.1555	1.6%
R/AUD	9.1207	9.4233	3.2%
USD/AUD	1.0331	1.0464	1.3%

Analysis of Offerings by Broker This Week (Bales)

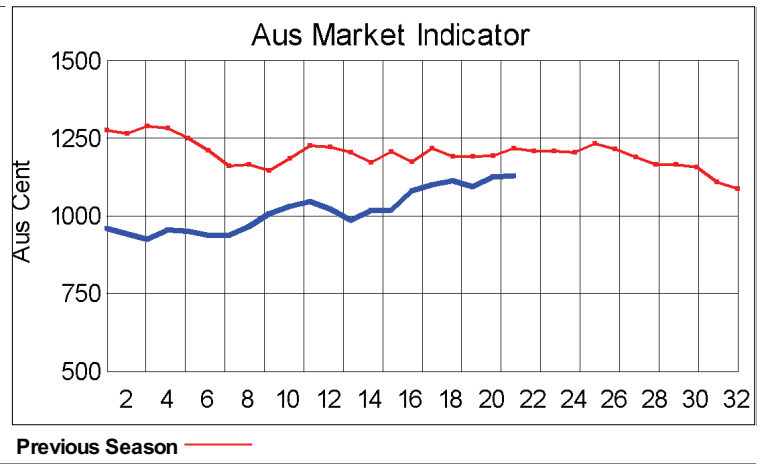
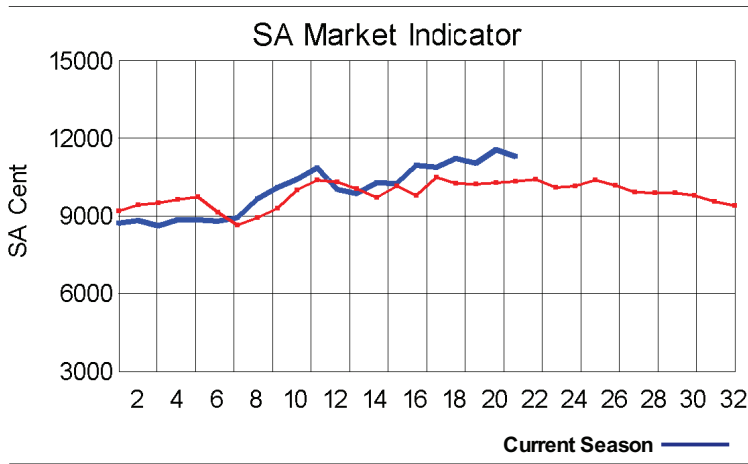
Broker	Merino Fleeces	Merino Bellies	Merino Lambs	Merino Backs	Merino Locks	* Other	Total	% Sold
BKB	2147	435	436	536	514	809	4877	99.3%
CMW	676	227	107	163	162	313	1648	100.0%
MAS	0	0	0	0	0	0	0	
SBL	0	0	0	0	0	0	0	
VLW	0	0	0	0	0	0	0	
Total	2823	662	543	699	676	1122	6525	99.5%

* Crossbred types, Coarse and Coloured and Inferior



Receipts 2012/2013 Season

Season to Date (Kg.) 34,765,669.4 Previous Season to Date 31,689,308.2 Percentage Change: 9.71%



Average Fleece Wool Prices (c/kg. clean)

Spinners and Good Topmaking Styles (AWEX Types MF4 and MF5)

Micron	100+mm	90mm	80mm	70mm	60mm	50mm	40mm	30mm	20mm	10mm
18.0			12671							
18.5			12408							
19.0				11991		11697				
19.5			11909	11853	11673	11221				
20.0			11636	11387						
20.5			11342	11390	11039					
21.0			11281	11185	10743					
21.5										
22.0										
22.5				11017						
23.0										
23.5										
24.0										

* Based on a minimum of 3 lots sold per category

Average Topmaking Styles (AWEX MF6)

Micron	100+mm	90mm	80mm	70mm	60mm	50mm	40mm	30mm	20mm	10mm
18.0										
18.5										
19.0										
19.5										
20.0				11241						
20.5			11221	11015		10534				
21.0										
21.5			10911							
22.0										
22.5										
23.0										
23.5										
24.0										

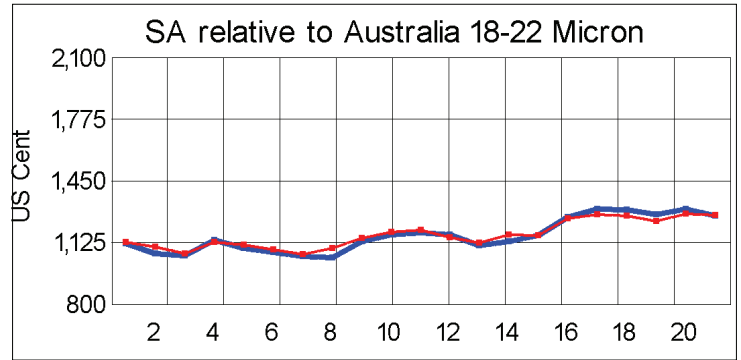
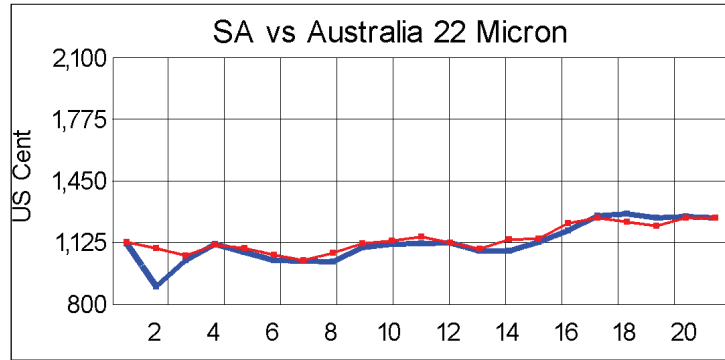
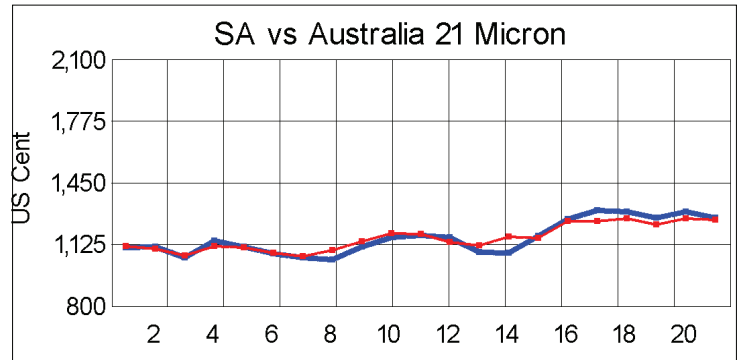
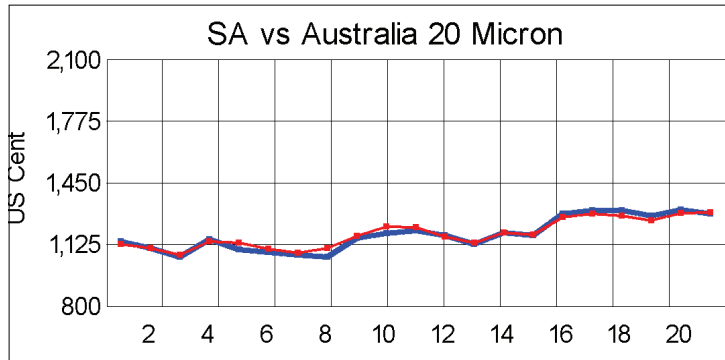
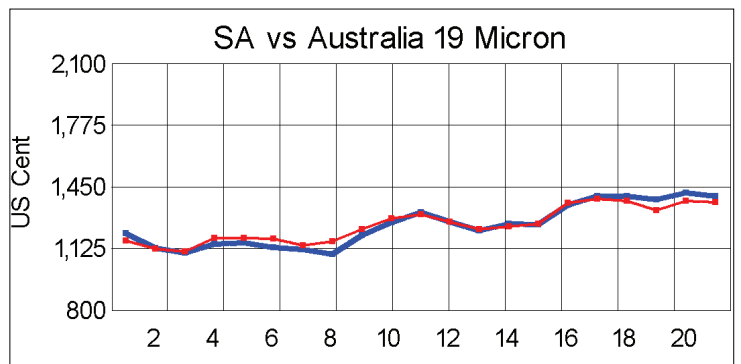
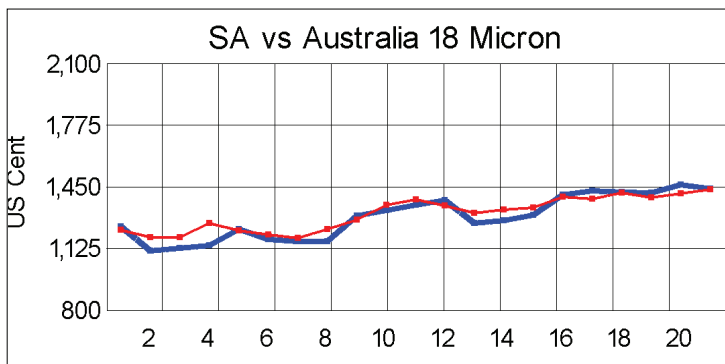
* Based on a minimum of 3 lots sold per category

Other Selected Types/Qualities

Long

Medium

	19μ	20μ	21μ	19μ	20μ	21μ
Good Quality						
Lambswool	12130	11396		10262	11034	
Bellies	11300	10392		11309	11314	
Locks				9212	8935	
Average Quality						
Lambswool	12050	10809		11371	9806	10691
Bellies	11154	10516	10325	10756	10602	9417
Locks				8593	7831	7628
Inferior Quality						
Fleecewool	11691	10982	10808		10588	9551
Lambswool	11688		10727			
Bellies				10215	9875	9331
Locks				7623	6550	5717



— SA in USc
— Aus in USc

— SA in USc
— Aus in USc

Market Commentary

WOOL PRICES SOFTER AT THIS WEEK'S SALE

Port Elizabeth: Wool prices were softer at this week's sale after reaching record highs last week and the Cape Wools Merino indicator dropped 2,1% to close at R113,22/kg (clean).

Although prices are down, the indicator is still 9% above last year's level. The softer market is attributed to some resistance against the current high prices.

The rand was also stronger against the US dollar, trading at an average rate of R8,83, which is up 2% on last week's average rate, while at R11,96, it had gained 1,6% against the euro.

The offering comprised 6 525 bales of which 99% was sold.

Major buyers were Lempriere SA (1 810 bales), Modiano SA (1 682 bales) and Stucken & Co (1308 bales).

Prices were down across the board with the broader types falling the most.

The average clean prices for the different categories good top-making (MF5), long fleeces were as follows: 18 microns shed 0,4% to R127,20/kg, 18,5 microns were down 0,8% at R124,56/kg, 19 microns were 2,4% cheaper to close at R121,07/kg, 19,5 microns dropped 1,7% to R118,62/kg, 20 microns weakened 1,6% to R114,52/kg, 20,5 microns shed by 3,3% to R111,65/kg, 21 microns dropped 2,5% to R111,12/kg, 21,5 microns were 2,8% cheaper at R110,52/kg, and 22 microns shed 2,1% to close at R111,07/kg.

No sale has been scheduled for next week. Sales will resume on 20 February when approximately 13 000 bales will be offered.