

National Weekly Wool Market Report

Season: 2012/2013

Sale Date: 29&30 January 2013



CAPE WOOLS SA

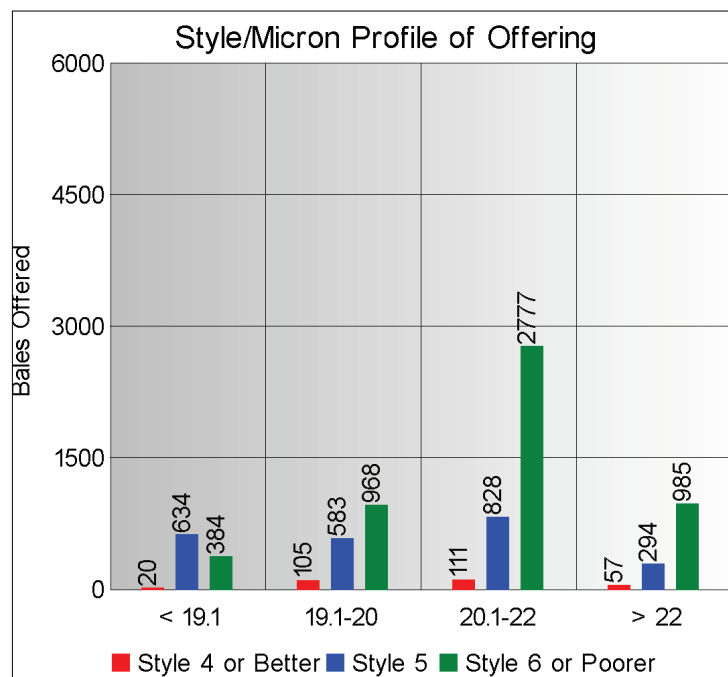
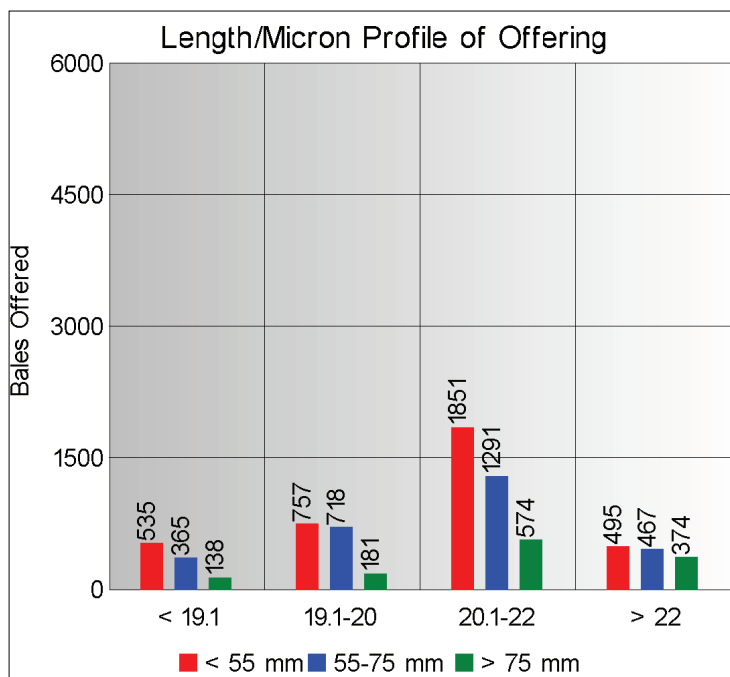
Tel: 27-41-4844301
 Fax: 27-41-4846792
 E-mail: stats@capewools.co.za
 Website: www.capewools.co.za

Market Indicators				Buyers			
Indicator Unit	Current Sale	Last Sale	Change	Company	Bales Purchased This Week	% of Purchases	Total Bales Purchased This Season
SA c/kg	11565	11046	4.7%	Lempriere SA	2331	30.1%	38502
Ave. to date (12/13)	9926	9839	0.9%	Standard Wool SA	1505	19.4%	54534
Ave. to date (11/12)	9777			Stucken & Co	1480	19.1%	30180
US c/kg	1284	1244	3.2%	G Modiano SA	1388	17.9%	46974
Euro c/kg	951	934	1.8%	Segard Masurel SA	597	7.7%	12492
AWEX EMI	1128	1095	3.0%	Infinite Wool SA	165	2.1%	3801
Exchange Rates				Mohair & Wool Trader	119	1.5%	2527
Currency Unit	This Week	Previous Week	% Change	Chargeurs Wool SA	94	1.2%	839
R/USD	9.0077	8.8819	-1.4%	New England Wool SA	19	0.3%	1063
R/Euro	12.1555	11.8236	-2.8%				
R/AUD	9.4233	9.3695	-0.6%				
USD/AUD	1.0464	1.0552	0.8%				

Analysis of Offerings by Broker This Week (Bales)

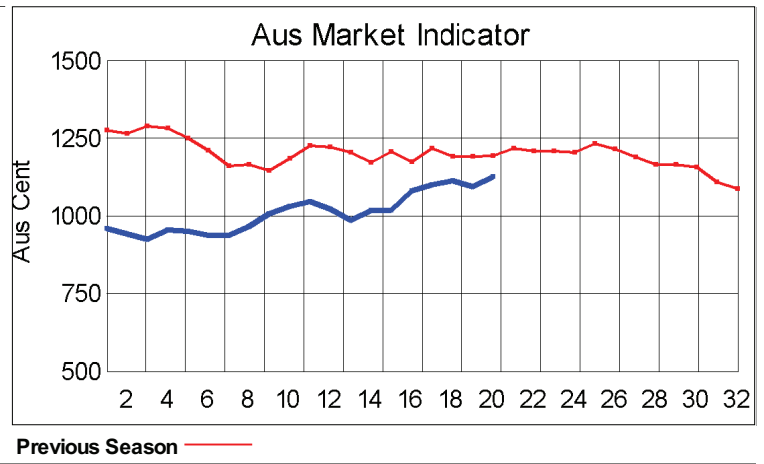
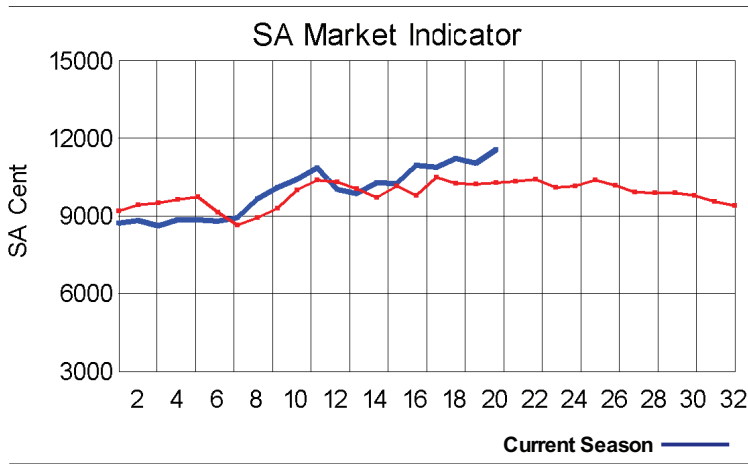
Broker	Merino Fleeces	Merino Bellies	Merino Lambs	Merino Backs	Merino Locks	* Other	Total	% Sold
BKB	1656	447	328	436	381	1104	4352	99.3%
CMW	863	227	110	186	149	351	1886	99.6%
JLW	47	10	23	8	6	14	108	100.0%
MAS	179	11	27	9	73	323	622	98.9%
SBL	142	13	12	22	30	66	285	99.7%
VLW	252	40	79	30	26	66	493	100.0%
Total	3139	748	579	691	665	1924	7746	99.4%

* Crossbred types, Coarse and Coloured and Inferior



Receipts 2012/2013 Season

Season to Date (Kg.) 33,306,860.1 Previous Season to Date 30,264,327.1 Percentage Change: 10.05%



Average Fleece Wool Prices (c/kg. clean)

Spinners and Good Topmaking Styles (AWEX Types MF4 and MF5)

Micron	100+mm	90mm	80mm	70mm	60mm	50mm	40mm	30mm	20mm	10mm
18.0				12865	12509					
18.5				12674	12158	12133				
19.0			12433	12361	11972					
19.5			12140	12007	11901	11493				
20.0		11650	11749	11805	11428					
20.5			11628	11649						
21.0			11465		11038					
21.5			11511	11328	11070					
22.0				11380						
22.5					11245					
23.0										
23.5										
24.0										

* Based on a minimum of 3 lots sold per category

Average Topmaking Styles (AWEX MF6)

Micron	100+mm	90mm	80mm	70mm	60mm	50mm	40mm	30mm	20mm	10mm
18.0										
18.5										
19.0										
19.5										
20.0										
20.5										
21.0										
21.5										
22.0										
22.5										
23.0										
23.5										
24.0										

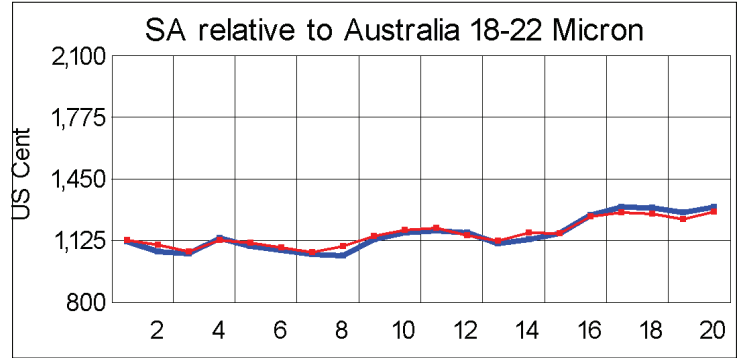
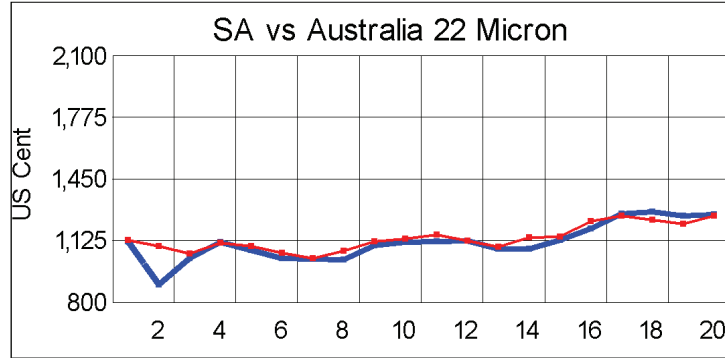
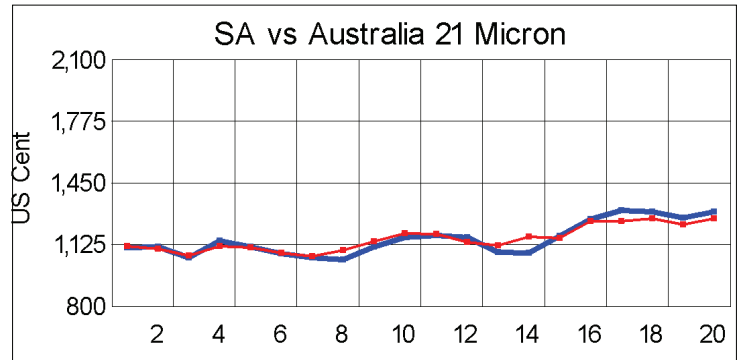
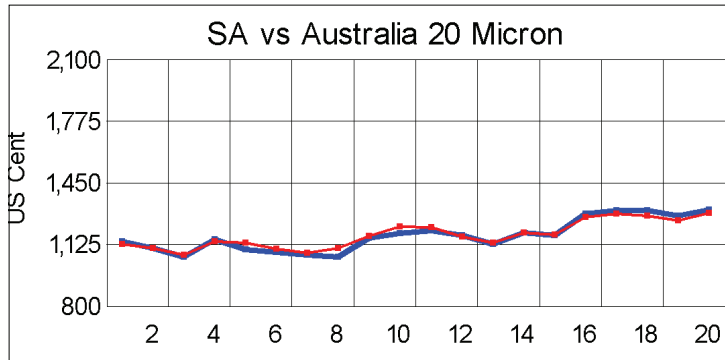
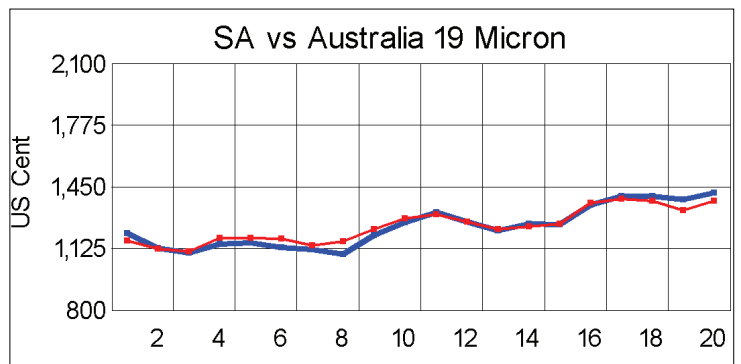
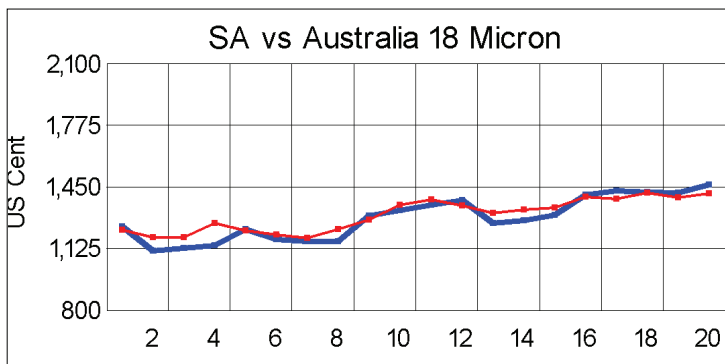
* Based on a minimum of 3 lots sold per category

Other Selected Types/Qualities

Long

Medium

	19μ	20μ	21μ	19μ	20μ	21μ
Good Quality						
Lambswool	12398		11134	11813	10743	10658
Bellies	11703	10967		11437	11043	10198
Locks		10005		9930	9341	
Average Quality						
Lambswool	12219	10923	10173	11642	9235	9204
Bellies	11708	11040	10021	11357	10667	10247
Locks				8767	8802	8095
Inferior Quality						
Fleecewool	12181	11268	10996	12088		10099
Lambswool						
Bellies	11847		10751	11062	10549	9260
Locks			5516	5809	6871	7505



— SA in USc
— Aus in USc

— SA in USc
— Aus in USc

Market Commentary

STRONG DEMAND PUSH WOOL MARKET TO FRESH HIGH

Port Elizabeth: Strong demand and a weak currency pushed wool prices to a fresh high and the Cape Wools Merino indicator gained 4,7% to close at a record R115,65/kg (clean).

This represents an increase of 32% on the opening sale and is also 12% higher than at the same sale last season.

Competition among the various buying houses was fierce for the offering of 7 746 bales, which was considerably less than the offerings seen over the past number of weeks. Next week's offering will also be fairly small. A sale's percentage of 99% was achieved.

Major buyers were Lempriere SA (2 331 bales), Standard Wool SA (1 505 bales), Stucken & Co (1 480 bales), and Modiano SA (1 388 bales).

Sustained foreign selling and negative sentiment pushed the rand to over R9 to the US dollar and at R9, it had lost another 1,4% of its value compared with last week's average rate. At R12,15, it was 2,8% weaker against the euro.

The prices of all long fleece wool rose, but the biggest gains were in the medium wool categories. Although prices for fine wools were up, these were still below the levels seen two years ago.

The average clean prices for the different categories good top-making (MF5), long fleeces were as follows: 18 microns rose by 3,1% to R127,76/kg, 18,5 microns were up by 2% at R125,57/kg, 19 microns were 5% dearer to close at R124,03/kg, 19,5 microns gained 4,4% to R120,69/kg, 20 microns rose 4,5% to R116,35/kg, 20,5 microns increased by 5,1% to R115,42/kg, 21 microns gained 4% to R113,94/kg, 21,5 microns were 5,2% dearer at R113,74/kg, and 22 microns rose 5,1% to close at R113,45kg.

Approximately 6 700 bales will come under the hammer at next week's sale.