

# National Weekly Wool Market Report

Season: 2012/2013

Sale Date: 22&23 January 2013



CAPE WOOLS SA

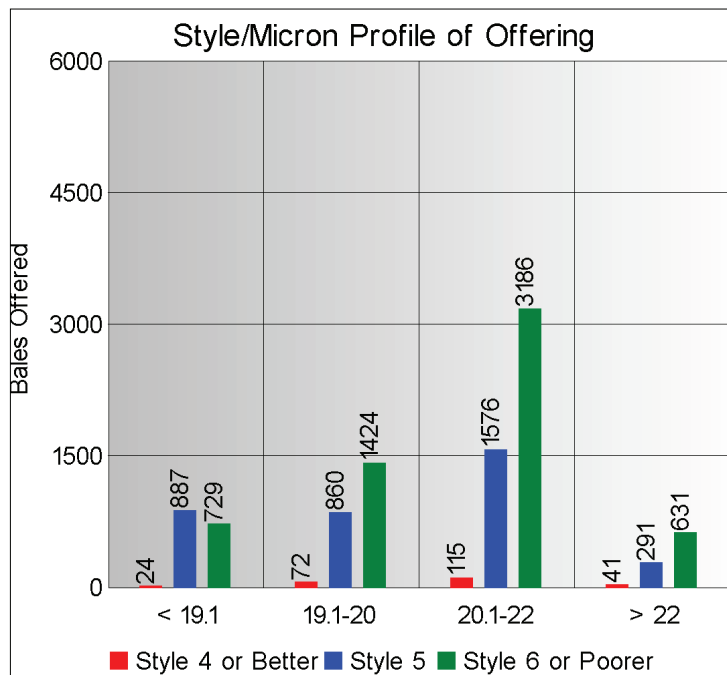
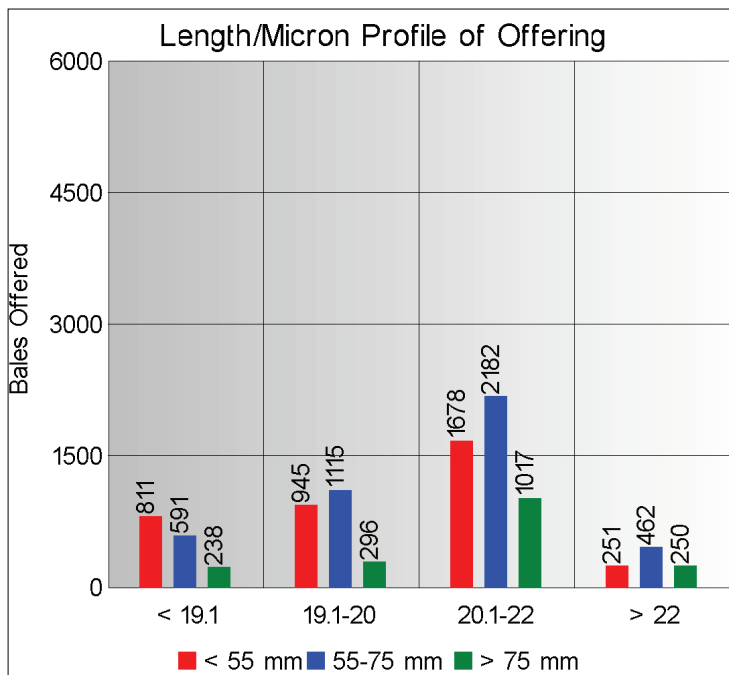
Tel: 27-41-4844301  
 Fax: 27-41-4846792  
 E-mail: stats@capewools.co.za  
 Website: www.capewools.co.za

Market Indicators				Buyers			
Indicator Unit	Current Sale	Last Sale	Change	Company	Bales Purchased This Week	% of Purchases	Total Bales Purchased This Season
SA c/kg	11046	11249	-1.8%	Stucken & Co	2679	27.2%	28700
Ave. to date (12/13)	9839	9772	0.7%	Lempriere SA	2200	22.4%	36171
Ave. to date (11/12)	9749			Standard Wool SA	2007	20.4%	53029
US c/kg	1244	1275	-2.4%	G Modiano SA	1711	17.4%	45586
Euro c/kg	934	961	-2.7%	Segard Masurel SA	471	4.8%	11895
AWEX EMI	1095	1114	-1.7%	Infinite Wool SA	446	4.5%	3636
Exchange Rates				Mohair & Wool Trader	215	2.2%	2408
Currency Unit	This Week	Previous Week	% Change	New England Wool SA	18	0.2%	1044
R/USD	8.8819	8.8241	-0.7%	Chargeurs Wool SA			745
R/Euro	11.8236	11.7113	-1.0%				
R/AUD	9.3695	9.3041	-0.7%				
USD/AUD	1.0552	1.0542	-0.1%				

## Analysis of Offerings by Broker This Week (Bales)

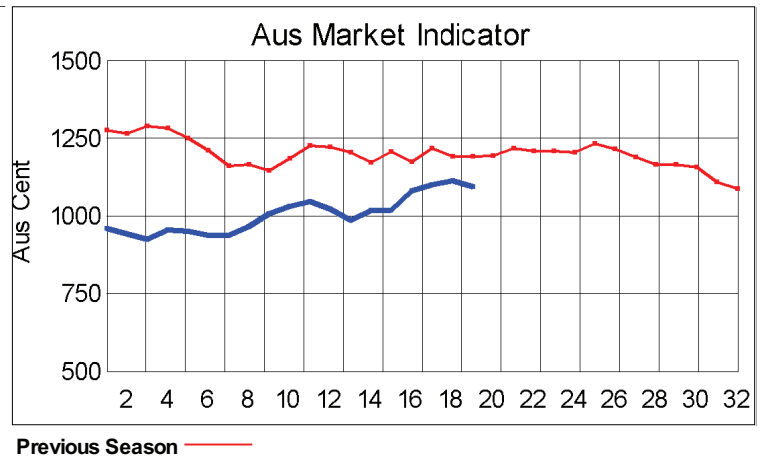
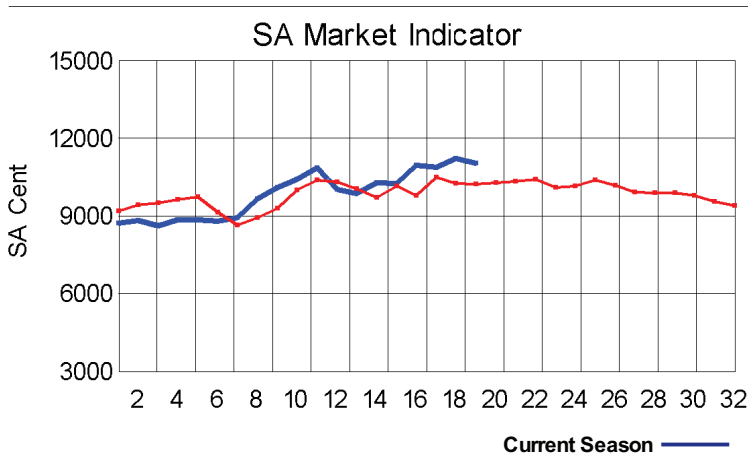
Broker	Merino Fleeces	Merino Bellies	Merino Lambs	Merino Backs	Merino Locks	* Other	Total	% Sold
BKB	3338	577	722	958	612	1481	7688	99.2%
CMW	815	200	280	221	165	467	2148	98.9%
MAS	0	0	0	0	0	0	0	
SBL	0	0	0	0	0	0	0	
VLW	0	0	0	0	0	0	0	
<b>Total</b>	<b>4153</b>	<b>777</b>	<b>1002</b>	<b>1179</b>	<b>777</b>	<b>1948</b>	<b>9836</b>	<b>99.1%</b>

\* Crossbred types, Coarse and Coloured and Inferior



## Receipts 2012/2013 Season

Season to Date (Kg.) 31,922,681.1 Previous Season to Date 29,104,266.6 Percentage Change: 9.68%



**Average Fleece Wool Prices (c/kg. clean)**

**Spinners and Good Topmaking Styles (AWEX Types MF4 and MF5)**

Micron	100+mm	90mm	80mm	70mm	60mm	50mm	40mm	30mm	20mm	10mm
18.0										
18.5			12292	11978	12051					
19.0		11884	11865	11816	11593	11503				
19.5			11633	11537	11415	11027				
20.0			11342	11316	11032					
20.5		11151	11114	11126	10849	10502	9915			
21.0		11101	11081	11058	10783	10348				
21.5			10968	10999						
22.0			10830	10658						
22.5				10470						
23.0				10269						
23.5										
24.0										

\* Based on a minimum of 3 lots sold per category

**Average Topmaking Styles (AWEX MF6)**

Micron	100+mm	90mm	80mm	70mm	60mm	50mm	40mm	30mm	20mm	10mm
18.0										
18.5										
19.0										
19.5										
20.0						10508				
20.5				9966	10565					
21.0			10801	11076						
21.5			10859							
22.0										
22.5										
23.0										
23.5										
24.0										

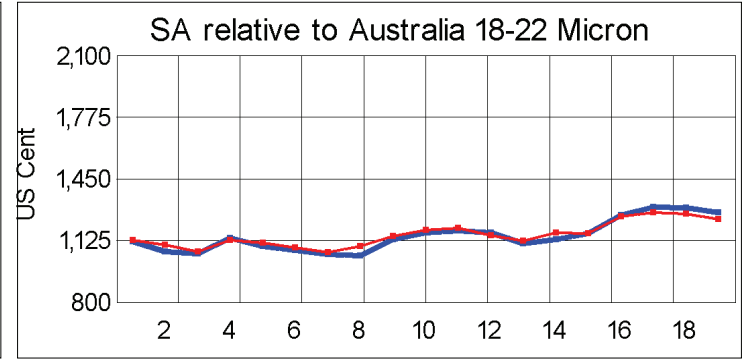
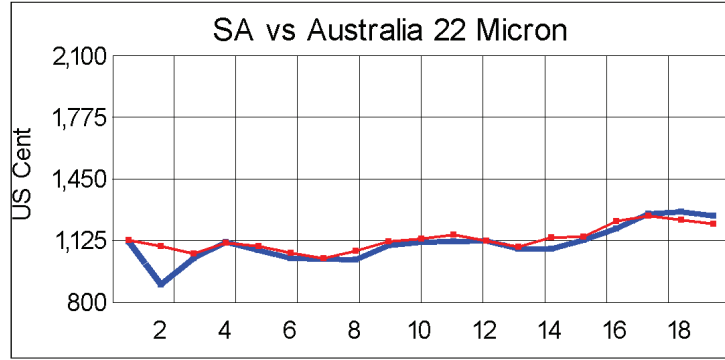
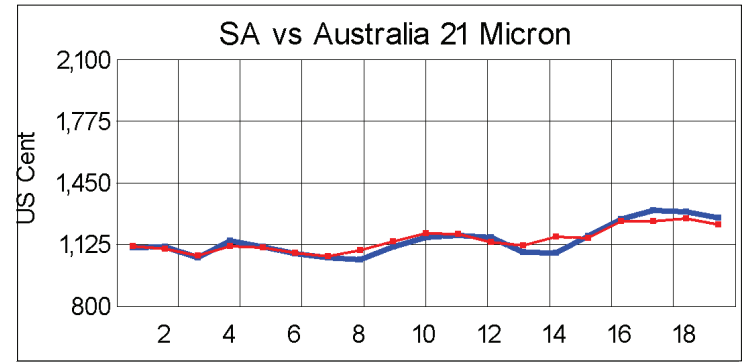
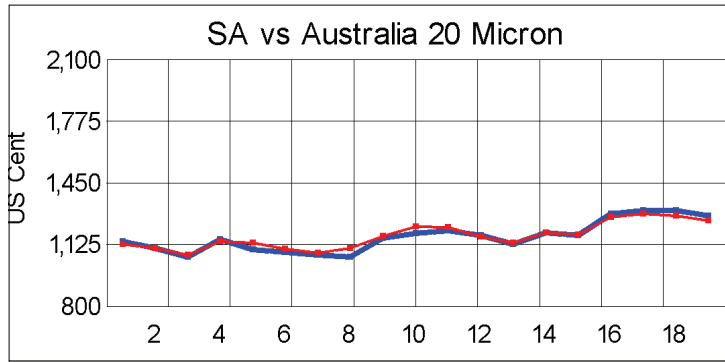
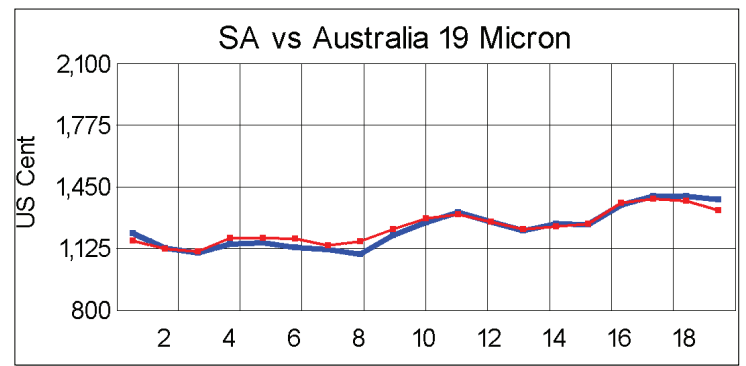
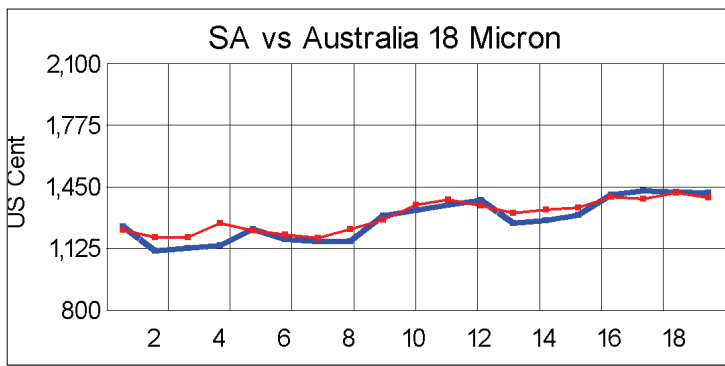
\* Based on a minimum of 3 lots sold per category

**Other Selected Types/Qualities**

**Long**

**Medium**

	19μ	20μ	21μ	19μ	20μ	21μ
<b>Good Quality</b>						
Lambswool	11822	11264	11407	11218	10570	9981
Bellies	10938	10602	9718	11122	9931	10352
Locks				9862	9101	7437
<b>Average Quality</b>						
Lambswool	11613	11305		9498	9326	8558
Bellies	10595	10347	8598	10902	8913	9345
Locks				9851	8745	7523
<b>Inferior Quality</b>						
Fleecewool	11376	10855	10742	11213	10573	
Lambswool	11425			8152	7375	
Bellies				10041	8350	8613
Locks			4531	9097	6824	5549



— SA in USc  
— Aus in USc

— SA in USc  
— Aus in USc

## Market Commentary

### WOOL PRICES COME UNDER PRESSURE

**Port Elizabeth:** The wool market came under pressure at this week's sale with the Cape Wools Merino indicator shedding 1,8% on last week to close the day at R110,46/kg (clean).

The market appeared to be without direction while resistance to the high price levels may also have contributed to the lower prices. Prices of most long fleece wools were down with 19 microns dropping the most in the wake of lack lustre demand for this particular micron range.

The rand, at R8,88 to the US dollar, had devalued by another 0,7% compared with last week's average rate. At R11,82, it was 1% weaker against the euro.

Major buyers were Stucken & Co (2 679 bales), Lempriere SA (2 200 bales), Standard Wool SA (2 007 bales), and Modiano SA (1 711 bales).

Wool receipts at brokers' stores to date are up by almost 10% on the corresponding period last season. A possible reason is that a number of producers brought forward their shearing dates in order to sell their wool at the higher price levels.

The average clean prices for the different categories good top-making (MF5), long fleeces were as follows: 18 microns dropped by 1,2% to R123,87/kg, 18,5 microns were up a marginal 0,3% at R123,14/kg, 19 microns were 3% cheaper to close at R118,12/kg, 19,5 microns weakened by 1,6% to R115,64/kg, 20 microns shed 1,4% at R111,39/kg, 20,5 microns dropped 1,6% to R109,87/kg, 21 microns shed 1,7% at R109,60/kg, 21,5 microns were 2% cheaper at R108,13/kg, and 22 microns shed 1% to close at R107,97/kg.

Approximately 8 000 bales will be offered at next week's sale.