

National Weekly Wool Market Report

Season: 2012/2013

Sale Date: 8&9 January 2013



CAPE WOOLS SA

Tel: 27-41-4844301

Fax: 27-41-4846792

E-mail: stats@capewools.co.za

Website: www.capewools.co.za

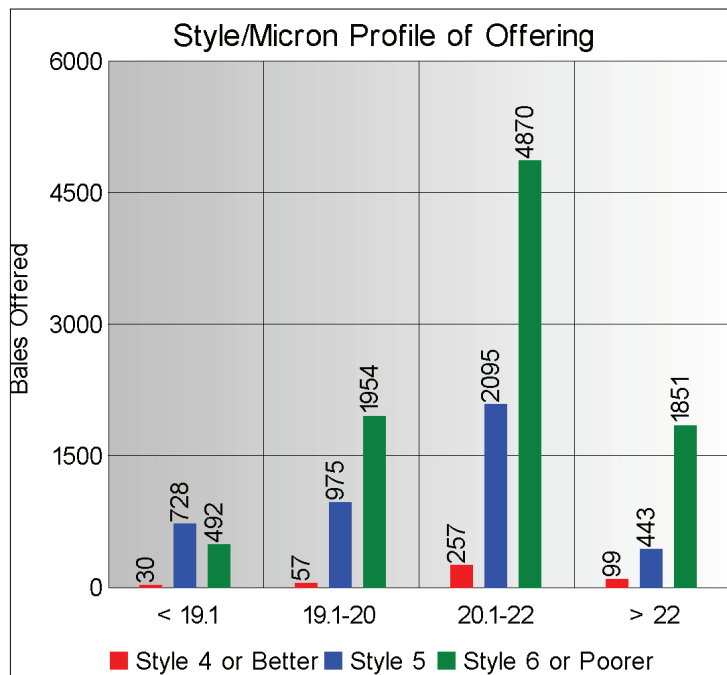
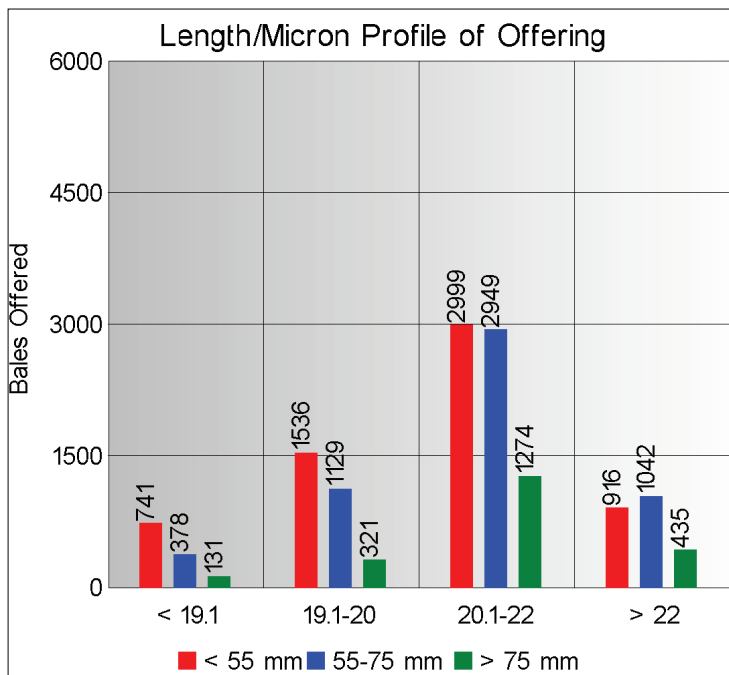
Market Indicators				Buyers			
Indicator Unit	Current Sale	Last Sale	Change	Company	Bales Purchased This Week	% of Purchases	Total Bales Purchased This Season
SA c/kg	10900	10991	-0.8%	Standard Wool SA	4284	30.9%	46929
Ave. to date (12/13)	9685	9609	0.8%	G Modiano SA	3150	22.7%	40153
Ave. to date (11/12)	9689			Lempriere SA	3028	21.9%	30339
US c/kg	1277	1255	1.8%	Stucken & Co	1660	12.0%	24045
Euro c/kg	976	958	1.9%	Segard Masurel SA	1114	8.0%	10412
AWEX EMI	1102	1082	1.9%	Mohair & Wool Trader	296	2.1%	1901
				Infinite Wool SA	97	0.7%	2976
				Chargeurs Wool SA	90	0.7%	649
				New England Wool SA			923

Exchange Rates			
Currency Unit	This Week	Previous Week	% Change
R/USD	8.5338	8.7599	2.6%
R/Euro	11.1694	11.4722	2.6%
R/AUD	8.9642	9.1715	2.3%
USD/AUD	1.0500	1.0473	-0.3%

Analysis of Offerings by Broker This Week (Bales)

Broker	Merino Fleeces	Merino Bellies	Merino Lambs	Merino Backs	Merino Locks	* Other	Total	% Sold
BKB	4141	789	693	906	655	1760	8944	98.7%
CMW	2190	359	401	488	370	1099	4907	99.7%
MAS	0	0	0	0	0	0	0	
SBL	0	0	0	0	0	0	0	
VLW	0	0	0	0	0	0	0	
Total	6331	1148	1094	1394	1025	2859	13851	99.1%

* Crossbred types, Coarse and Coloured and Inferior



Receipts 2012/2013 Season

Season to Date (Kg.)

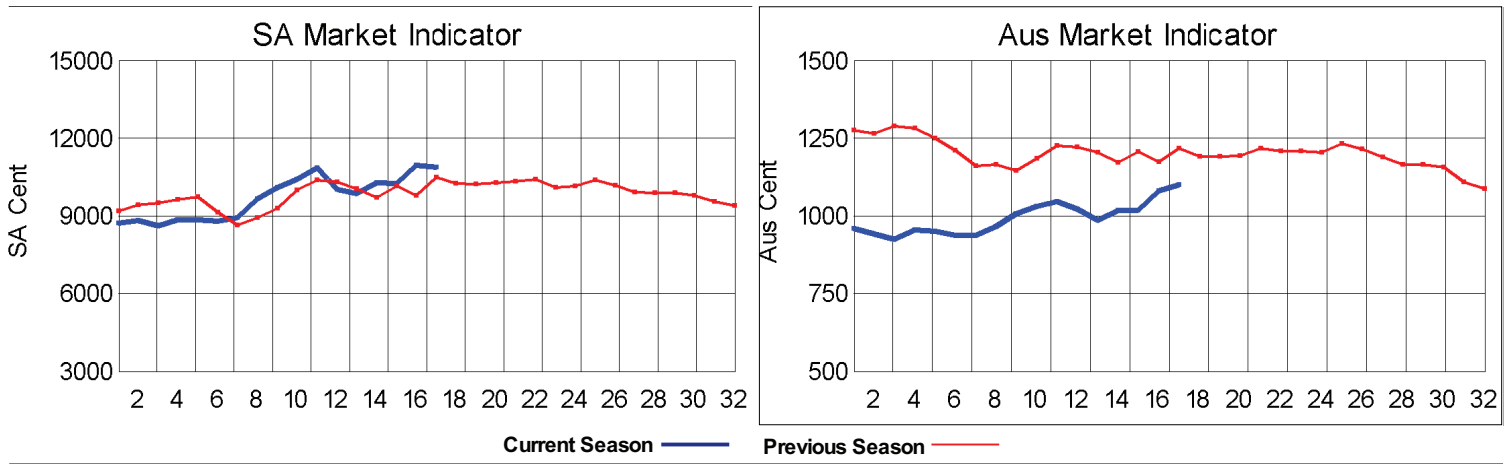
30,060,361.3

Previous Season to Date

27,246,937.4

Percentage Change:

10.33%



Average Fleece Wool Prices (c/kg. clean)

Spinners and Good Topmaking Styles (AWEX Types MF4 and MF5)

Micron	100+mm	90mm	80mm	70mm	60mm	50mm	40mm	30mm	20mm	10mm
18.0					11954					
18.5				11857	11638					
19.0			12019	11805		11028				
19.5			11813	11889	11062	10651				
20.0			11360	11092	10834					
20.5		11101	11150	11077	10668	10062	8534			
21.0			11042	10990	10713	10310	9180			
21.5			10955	10851	10383	10114	9223			
22.0		10896			10343					
22.5										
23.0			10206	10352						
23.5				9975						
24.0										

* Based on a minimum of 3 lots sold per category

Average Topmaking Styles (AWEX MF6)

Micron	100+mm	90mm	80mm	70mm	60mm	50mm	40mm	30mm	20mm	10mm
18.0										
18.5										
19.0										
19.5										
20.0			11024	10977			8382			
20.5			10771	10786		9906	8847			
21.0			10778	10644						
21.5			10883	10842		9633				
22.0				9847						
22.5			10341							
23.0										
23.5										
24.0										

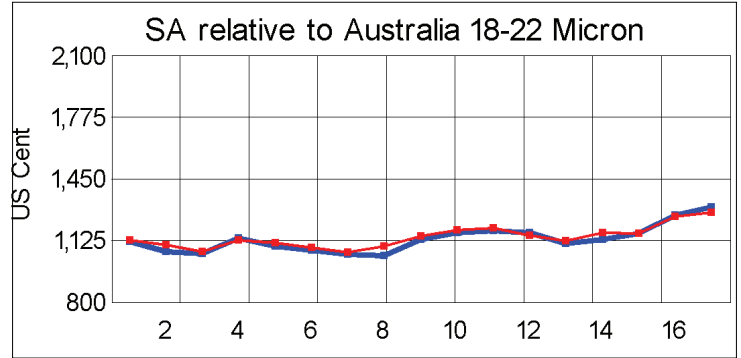
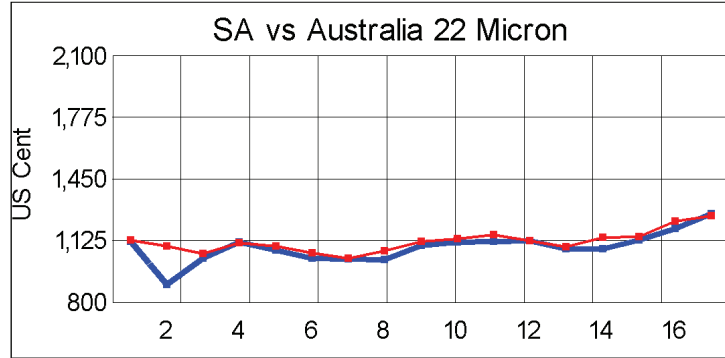
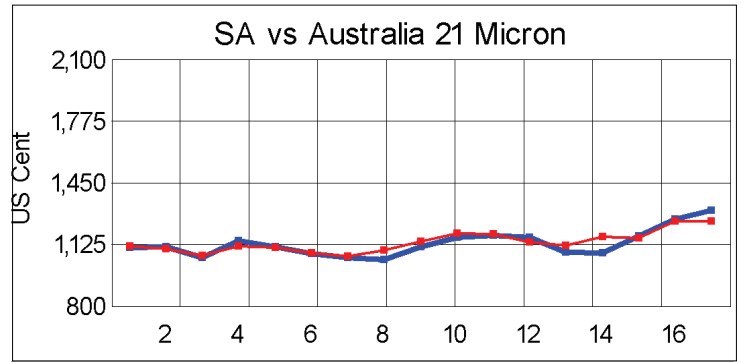
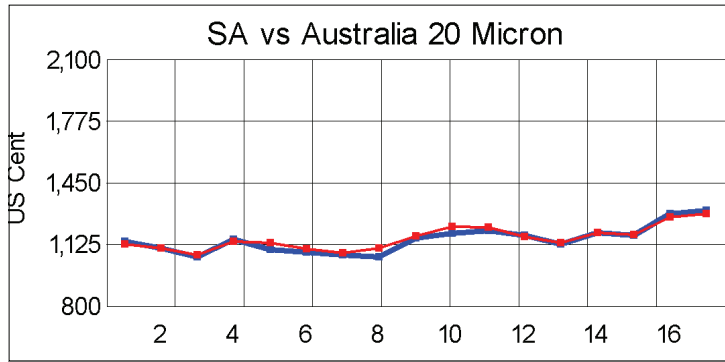
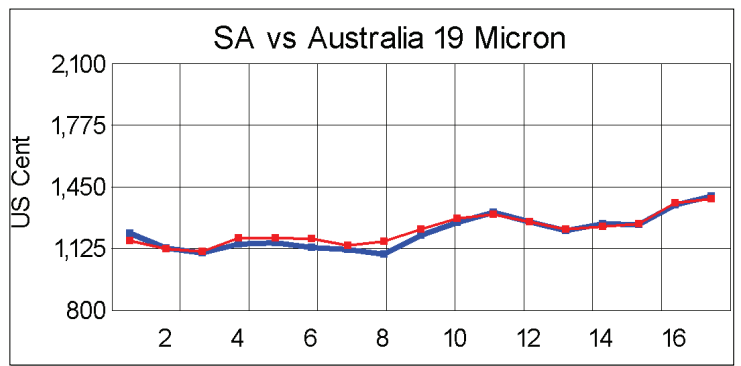
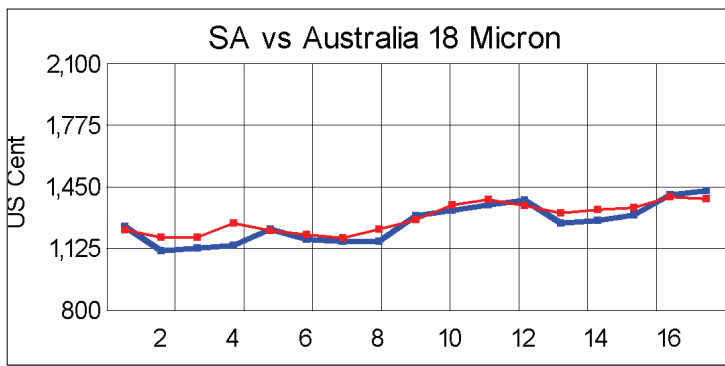
* Based on a minimum of 3 lots sold per category

Other Selected Types/Qualities

Long

Medium

	19μ	20μ	21μ	19μ	20μ	21μ
Good Quality						
Lambswool	11846	10899	11182	10912	10499	8316
Bellies	10899			10438	10441	9817
Locks				9198	7928	6447
Average Quality						
Lambswool	11694	11285	10468	9403	8652	9188
Bellies	10619	10005	9270	9488	9235	8811
Locks				8338	7772	6308
Inferior Quality						
Fleecewool	10735	10392	9892	9459		8483
Lambswool	11376	9475	9881	10832	6778	6778
Bellies				9811	8956	9107
Locks				7149	6307	6072



— SA in USc
— Aus in USc

— SA in USc
— Aus in USc

Market Commentary

WOOL MARKET VIRTUALLY UNCHANGED

Port Elizabeth: The wool market held up well at the first sale of the new year despite a stronger rand and the Cape Wools Merino indicator softened by marginal 0,8% to close the day at R109,00/kg (clean).

There was good competition in the auction room from all sectors of the trade despite the fairly large offering of 13 851 bales and a high sales percentage of 99% was achieved.

The rand at R8,53, it was 2,6% stronger against the dollar compared with the average rate at the previous sale in January. At R11,17, it had gained 2,6% on average of its value against the euro.

Prices were mixed with some of the long fleece types, particularly the finer wools, posting lower prices.

Major buyers were Standard Wool SA (4 284 bales), Modiano SA (3 150 bales), Lempriere SA (3 028 bales), Stucken & Co (1 660 bales), and Segard Masurel SA (1 114 bales).

The average clean prices for the different categories good top -making (MF5), long fleeces were as follows: 18 microns dropped 3,3% to R118,71/kg, 18,5 microns were down 1,8% at R119,17 /kg, 19 microns were 1,1% cheaper to close at R118,44/kg, 19,5 microns rose 0,6% to R115,50/kg, 20 microns were down 1,2% at R110,03/kg, 20,5 microns softened by 1,4% to R107,65/kg, 21 microns dropped 2,8% at R106,59 /kg, 21,5 microns rose by a marginal 0,3% to close at R107,99/kg, and 22 microns were virtually unchanged at R107,42/kg.

Approximately 13 000 bales will be offered at next week's sale.