

National Weekly Wool Market Report

Season: 2012/2013

Sale Date: 4&5 December 2012



CAPE WOOLS SA

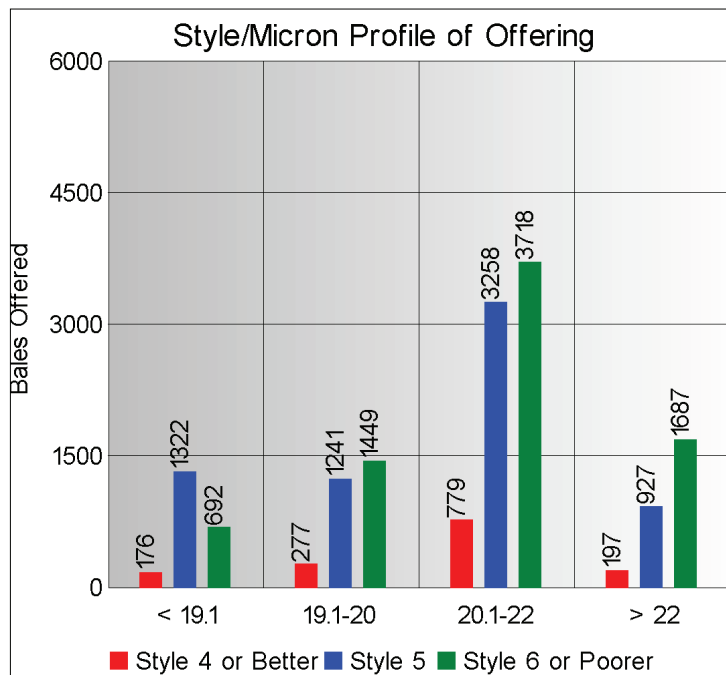
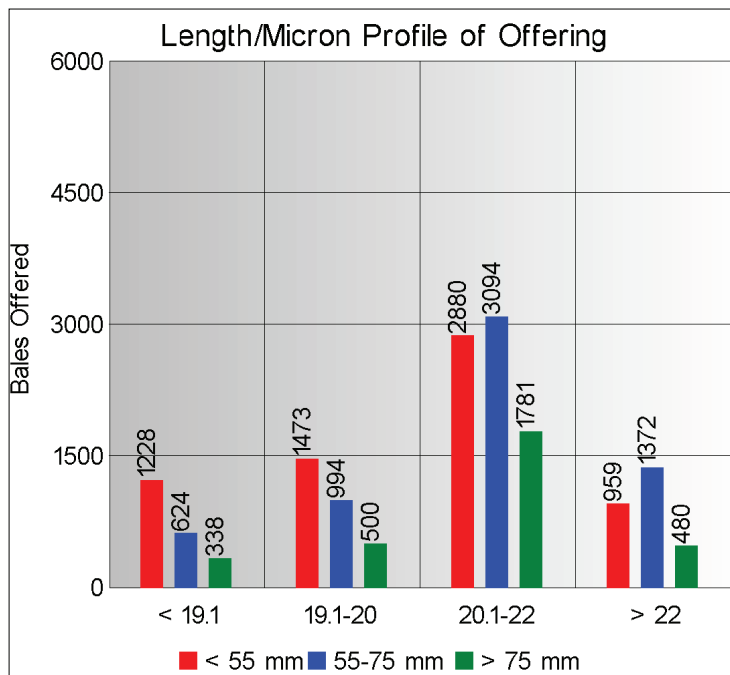
Tel: 27-41-4844301
 Fax: 27-41-4846792
 E-mail: stats@capewools.co.za
 Website: www.capewools.co.za

Market Indicators				Buyers			
Indicator Unit	Current Sale	Last Sale	Change	Company	Bales Purchased This Week	% of Purchases	Total Bales Purchased This Season
SA c/kg	10991	10270	7.0%	G Modiano SA	4726	30.1%	37003
Ave. to date (12/13)	9609	9517	1.0%	Standard Wool SA	4288	27.3%	42645
Ave. to date (11/12)	9638			Lempriere SA	3039	19.3%	27311
US c/kg	1255	1163	7.9%	Stucken & Co	2136	13.6%	22385
Euro c/kg	958	900	6.4%	Infinite Wool SA	517	3.3%	2879
AWEX EMI	1082	1019	6.2%	Segard Masurel SA	513	3.3%	9298
Exchange Rates				Mohair & Wool Trader	302	1.9%	1605
Currency Unit	This Week	Previous Week	% Change	New England Wool SA			923
R/USD	8.7599	8.8281	0.8%	Chargeurs Wool SA			559
R/Euro	11.4722	11.4066	-0.6%				
R/AUD	9.1715	9.2275	0.6%				
USD/AUD	1.0473	1.0449	-0.2%				

Analysis of Offerings by Broker This Week (Bales)

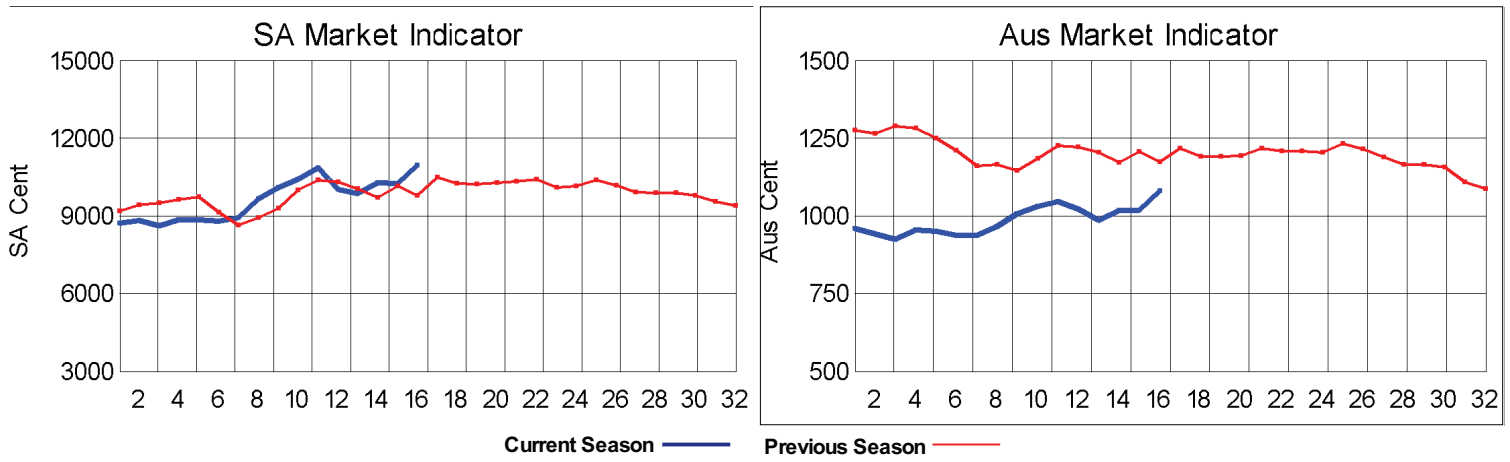
Broker	Merino Fleeces	Merino Bellies	Merino Lambs	Merino Backs	Merino Locks	* Other	Total	% Sold
BKB	5164	536	1154	789	466	1091	9200	99.0%
CMW	2871	297	701	487	236	355	4947	98.4%
MAS	345	30	72	25	60	215	747	96.1%
SBL	150	36	36	10	46	90	368	100.0%
VLW	261	58	31	23	45	43	461	99.8%
Total	8791	957	1994	1334	853	1794	15723	98.7%

* Crossbred types, Coarse and Coloured and Inferior



Receipts 2012/2013 Season

Season to Date (Kg.) 24,633,103.3 Previous Season to Date 23,564,601.4 Percentage Change: 4.53%



Average Fleece Wool Prices (c/kg. clean)

Spinners and Good Topmaking Styles (AWEX Types MF4 and MF5)

Micron	100+mm	90mm	80mm	70mm	60mm	50mm	40mm	30mm	20mm	10mm
18.0				12364	12069	11770				
18.5		12174	12463	12003	11620	11818	11197			
19.0		11713	12055	11863	11626	11034	10905			
19.5		11523	11609	11486	11214	10873	9847			
20.0		11277	11211	11129	10839	10421	9761			
20.5		10968	11210	11051	10882	10143	8888			
21.0		10931	11024	11016	10708	10007	8661			
21.5		10820	10886	10839	10522	10022	8968			
22.0		10876	10847	10682	10607	10116	8222			
22.5			10602	10543	10277	8997				
23.0		10201	10725	10584	10367	8448				
23.5				10397	9870					
24.0										

* Based on a minimum of 3 lots sold per category

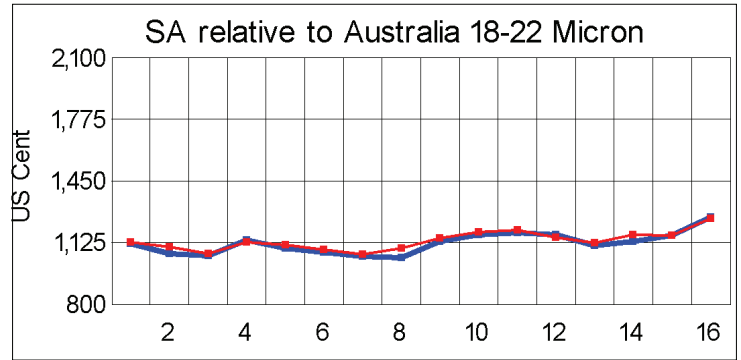
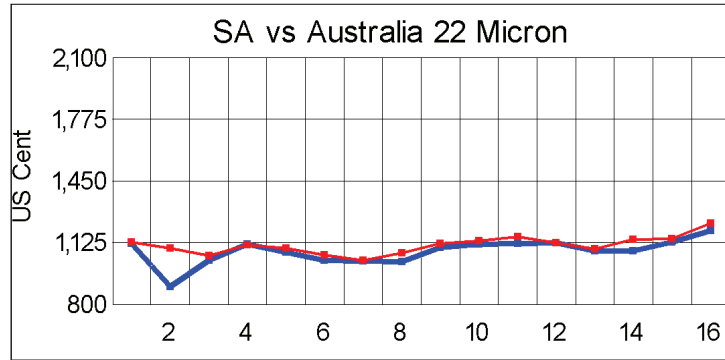
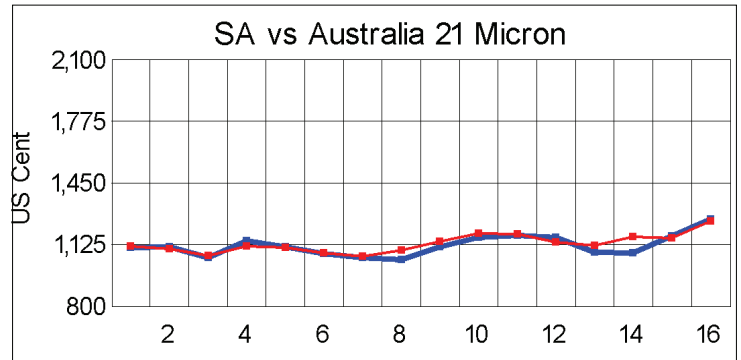
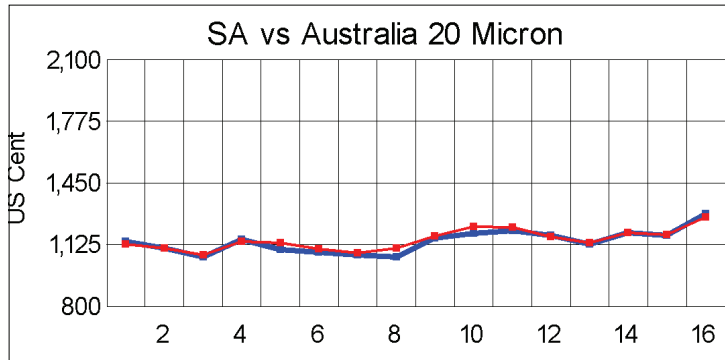
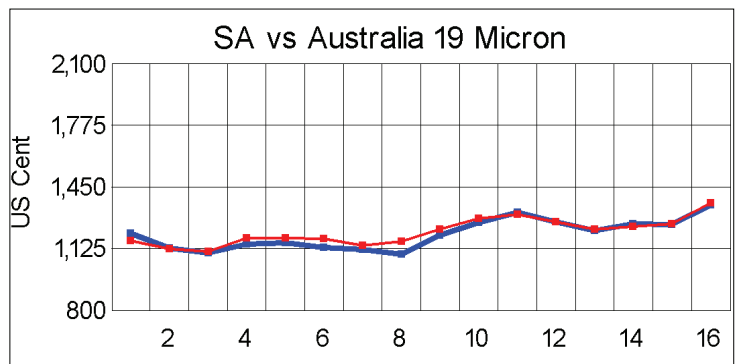
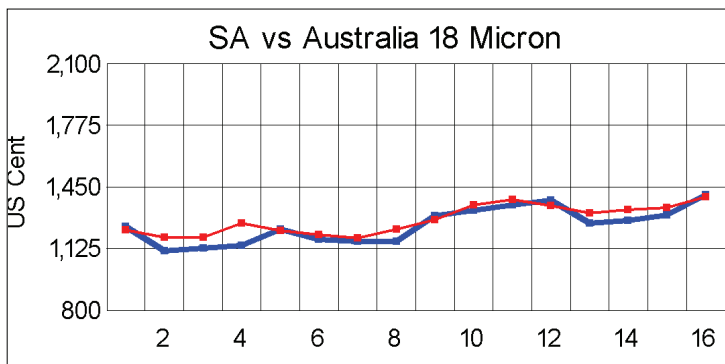
Average Topmaking Styles (AWEX MF6)

Micron	100+mm	90mm	80mm	70mm	60mm	50mm	40mm	30mm	20mm	10mm
18.0										
18.5										
19.0						11188	9907			
19.5			11605	11035		10455	7784			
20.0			10889	10905		10105				
20.5			10871	10552	10729	8675				
21.0			10906	9805	10221	10364	8242			
21.5			10551	10625	10138	8212	8096			
22.0				10141	9629					
22.5			10493	10149						
23.0										
23.5				8817						
24.0										

* Based on a minimum of 3 lots sold per category

Other Selected Types/Qualities

	Long			Medium		
	19μ	20μ	21μ	19μ	20μ	21μ
Good Quality						
Lambswool	11861	11066	10791	10820	10162	9691
Bellies	10946	10682		10536	10351	10034
Locks				8889	7771	6229
Average Quality						
Lambswool	11307	10272	10551	10375	9812	8526
Bellies	11049	10531	9830	10118	8726	7688
Locks		8332	5203	7749	6769	5532
Inferior Quality						
Fleacewool	11489	10725	10410	9845	9786	
Lambswool	11048	10682		11023	9743	
Bellies		9589		9642	7808	8126
Locks		5709	5461	4875	4927	5249



— SA in USc
— Aus in USc

— SA in USc
— Aus in USc

Market Commentary

WOOL PRICES RISE SHARPLY

Port Elizabeth: The wool market rose sharply at the final sale before the Christmas recess with the Cape Wools Merino indicator reaching an all-time high when it gained 7% on the previous week to close at R109,91/kg (clean).

This not only is higher than last season's highest level, but it also represents a 25,8% increase on the opening sale and is up almost 12% on the corresponding sale last year. In Australia, the market also posted considerable increases.

There was excellent competition in the sale's room from all sectors of the trade despite the large offering of 15 723 bales, the largest in the past two seasons. A high sales percentage of 99% was obtained.

The rand at R8,82, it was 0,8% stronger against the dollar compared with last week's average rate. At R11,47, it had lost 0,6% on average of its value against the euro.

Prices rose across the board with 19-micron long fleece wools rising by almost 8%.

Major buyers were Modiano SA (4 726 bales), Standard Wool SA (4 288 bales), Lempriere SA (3 039 bales) and Stucken & Co (2 136 bales).

The average clean prices for the different categories good top-making (MF5), long fleeces were as follows: 18 microns gained 3,6% to R122,76/kg, 18,5 microns were up 5,9% at R121,31/kg, 19 microns were 7,8% dearer to close at R119,77/kg, 19,5 microns rose 6,9% to R114,85/kg, 20 microns were up 6,9% at R111,36/kg, 20,5 microns strengthened by 7,1% to R109,22/kg, 21 microns gained 6,9% at R109,63/kg, 21,5 microns rose by 6% to close at R107,70/kg, and 22 microns were up 6,1% to close at R107,56/kg.

Sales will resume on 9 January next year.