

# National Weekly Wool Market Report

Season: 2012/2013

Sale Date: 27&28 November 2012



CAPE WOOLS SA

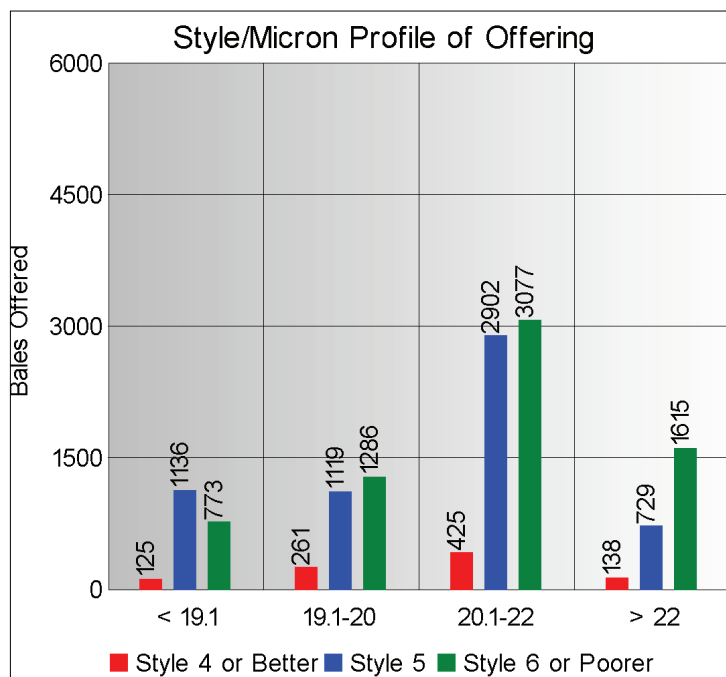
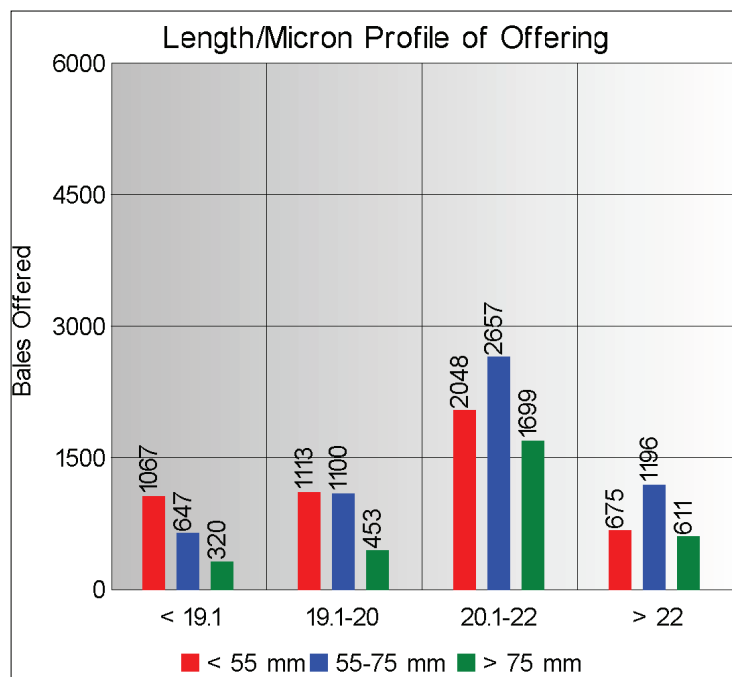
Tel: 27-41-4844301  
 Fax: 27-41-4846792  
 E-mail: stats@capewools.co.za  
 Website: www.capewools.co.za

Market Indicators				Buyers			
Indicator Unit	Current Sale	Last Sale	Change	Company	Bales Purchased This Week	% of Purchases	Total Bales Purchased This Season
SA c/kg	10270	10299	-0.3%	G Modiano SA	3891	28.6%	32277
Ave. to date (12/13)	9517	9464	0.6%	Standard Wool SA	3566	26.3%	38357
Ave. to date (11/12)	9626			Lempriere SA	2685	19.8%	24272
US c/kg	1163	1158	0.4%	Stucken & Co	1886	13.9%	20249
Euro c/kg	900	907	-0.7%	Segard Masurel SA	496	3.7%	8785
AWEX EMI	1019	1019	0.0%	Infinite Wool SA	433	3.2%	2362
Exchange Rates				Mohair & Wool Trader	337	2.5%	1303
Currency Unit	This Week	Previous Week	% Change	New England Wool SA	2	0.0%	923
R/USD	8.8281	8.8908	0.7%	Chargeurs Wool SA			559
R/Euro	11.4066	11.3591	-0.4%				
R/AUD	9.2275	9.2111	-0.2%				
USD/AUD	1.0449	1.0357	-0.9%				

## Analysis of Offerings by Broker This Week (Bales)

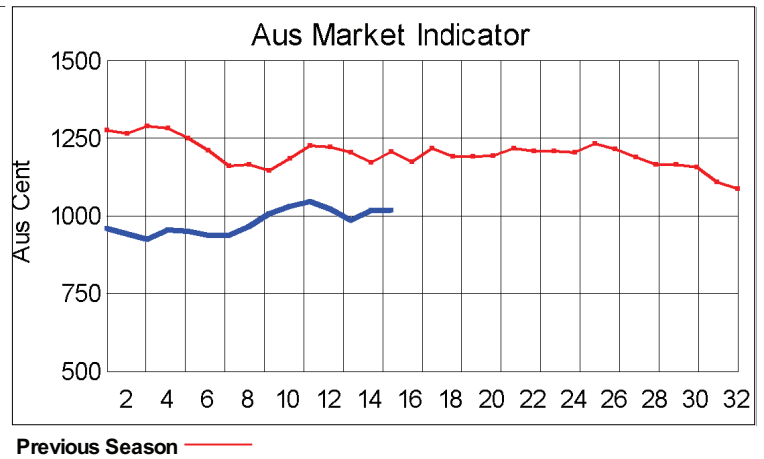
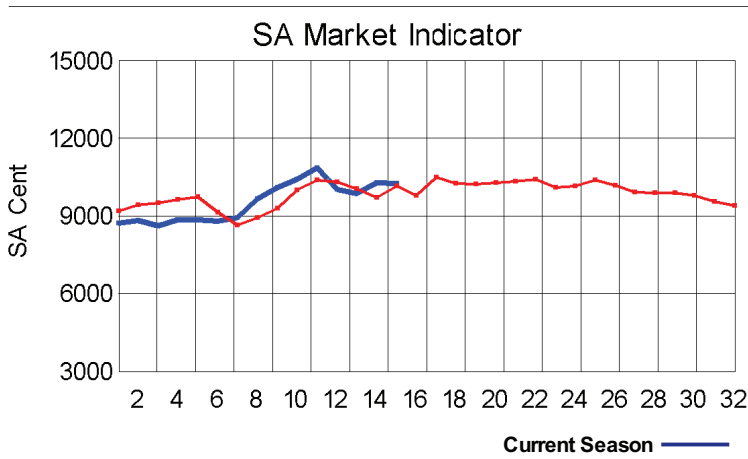
Broker	Merino Fleeces	Merino Bellies	Merino Lambs	Merino Backs	Merino Locks	* Other	Total	% Sold
BKB	4410	689	986	771	474	893	8223	97.9%
CMW	1865	197	576	318	263	200	3419	98.1%
JLW	23	4	13	1	1	8	50	90.0%
MAS	516	49	91	63	55	107	881	96.8%
SBL	233	39	33	27	34	67	433	96.5%
VLW	327	35	73	46	20	79	580	99.7%
<b>Total</b>	<b>7374</b>	<b>1013</b>	<b>1772</b>	<b>1226</b>	<b>847</b>	<b>1354</b>	<b>13586</b>	<b>97.9%</b>

\* Crossbred types, Coarse and Coloured and Inferior



## Receipts 2012/2013 Season

Season to Date (Kg.) 22,999,538.4 Previous Season to Date 22,343,555.2 Percentage Change: 2.94%



**Average Fleece Wool Prices (c/kg. clean)**

**Spinners and Good Topmaking Styles (AWEX Types MF4 and MF5)**

Micron	100+mm	90mm	80mm	70mm	60mm	50mm	40mm	30mm	20mm	10mm
18.0				11848	11786					
18.5			11482	11523	11276	10830	10370			
19.0			11269	11008	10794	10327	9297			
19.5		11216	10932	10796	10658	10251	9472			
20.0		10450	10559	10344	10346	9795	8847			
20.5		10306	10323	10287	10196	9544	8820			
21.0		10427	10321	10297	10187	9428	8259			
21.5		10381	10309	10324	9627	9401	8199			
22.0		10268	10121	10087	9815	9251				
22.5		9902	10014	9926	9561					
23.0		9614	9863	9743						
23.5			9526	9483						
24.0				9337						

\* Based on a minimum of 3 lots sold per category

**Average Topmaking Styles (AWEX MF6)**

Micron	100+mm	90mm	80mm	70mm	60mm	50mm	40mm	30mm	20mm	10mm
18.0										
18.5										
19.0				10793						
19.5										
20.0				10469	9943					
20.5			10368	10153			7939			
21.0			10027	10244	10094	8921	8569			
21.5			10250	10206	9933					
22.0				9847	9693					
22.5			9349	9496	8332					
23.0				8423						
23.5										
24.0										

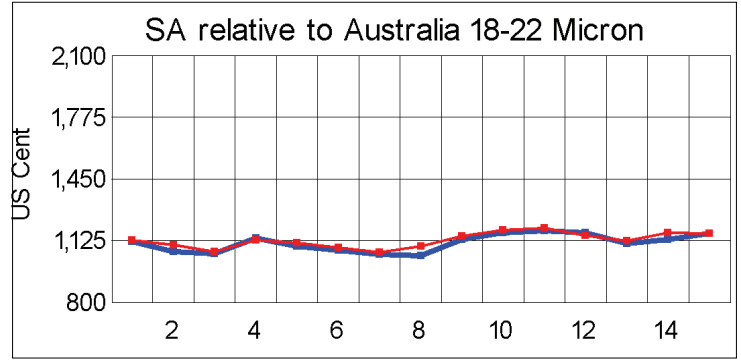
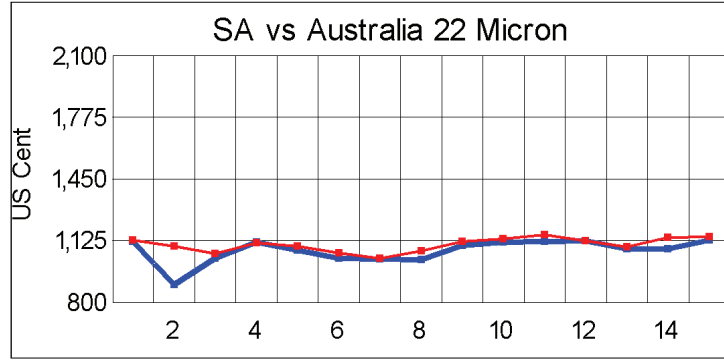
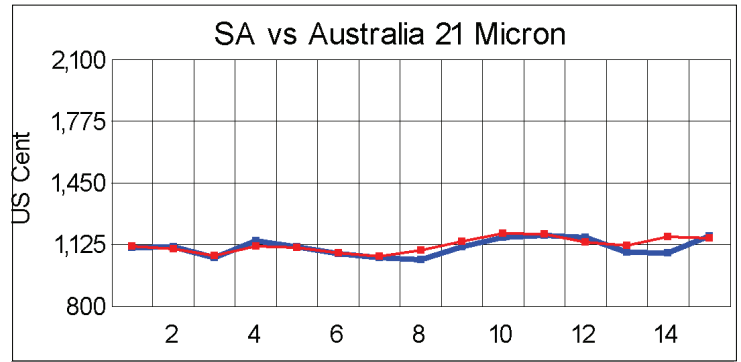
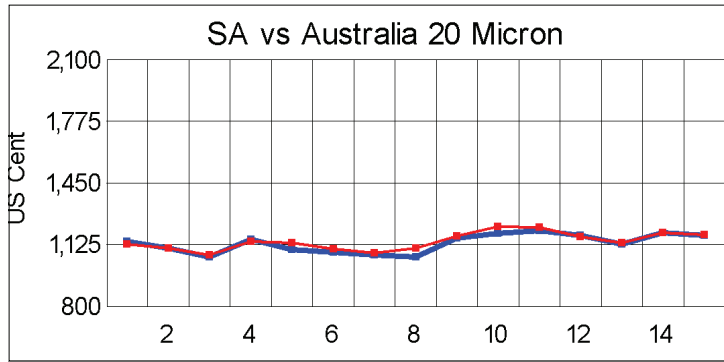
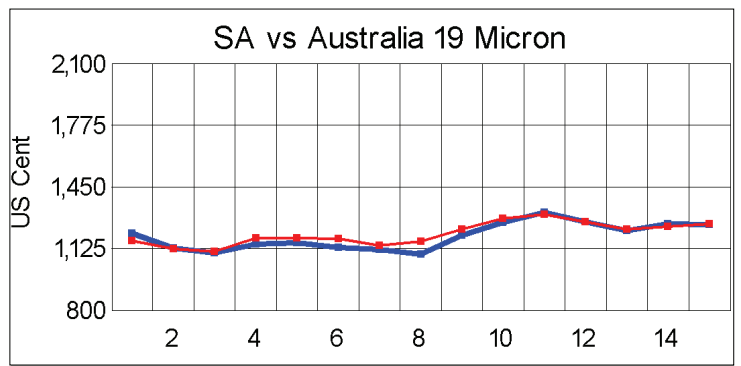
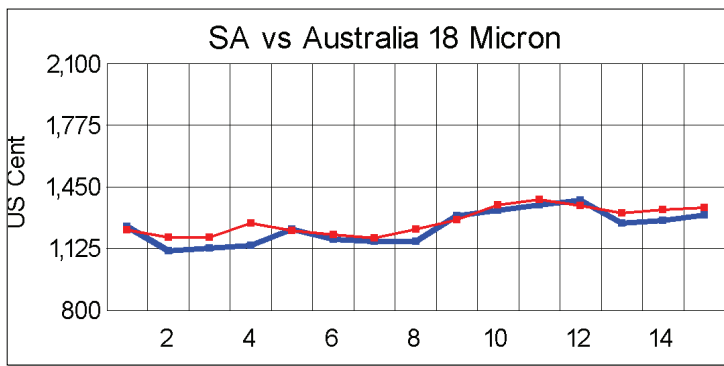
\* Based on a minimum of 3 lots sold per category

**Other Selected Types/Qualities**

**Long**

**Medium**

	19μ	20μ	21μ	19μ	20μ	21μ
<b>Good Quality</b>						
Lambswool	11064	10153	9960	10063	9524	9065
Bellies	10224	9720		9938	9321	9371
Locks				8416	7531	8125
<b>Average Quality</b>						
Lambswool	10797	8865	8481	8035	8211	8526
Bellies	10481	9685	8796	9314	9003	8172
Locks				7945	6172	5259
<b>Inferior Quality</b>						
Fleecewool	10258	9657	9996	8408	10029	8541
Lambswool	7553				8178	7120
Bellies	5874	5499	7780	9249	7884	7205
Locks		5830	4486	5620	5420	4146



— SA in USc  
— Aus in USc

— SA in USc  
— Aus in USc

## Market Commentary

### WOOL MARKET UNCHANGED

**Port Elizabeth:** The wool market held up well at this week's sale despite a very large offering and the Cape Wools Merino indicator closed virtually unchanged - down a marginal 0,3% at R102,70/kg (clean). This is 17,5% higher than at the opening sale.

There was keen competition on the auction floor between grease-wool exporters and processors and 98% of the offering of 13 600 bales was sold.

The rand had little influence on the market and at R8,82, it was 0,7% stronger against the dollar compared with last week's average rate. At R11,40, it had lost 0,4% on average of its value against the euro.

A fresh seasonal high was posted when a bale of 15,4 microns belonging to N.C. Pringle from Adelaide fetched a greasy wool price of R120,00/kg. The previous record was R112,45/kg. Prices for long fleece wool were mixed.

Major buyers were Modiano SA (3 891 bales), Standard Wool SA (3 566 bales), Lempriere SA (2 685 bales) and Stucken & Co (1 886 bales).

The average clean prices for the different categories good top-making (MF5), long fleeces were as follows: 18 microns gained 1,6% to R118,55/kg, 18,5 microns were down 2,5% at R114,57/kg, 19 microns were 1,9% dearer to close at R111,09/kg, 19,5 microns dropped 0,7% to R107,40/kg, 20 microns were down a marginal 0,2% at R104,18/kg, 20,5 microns softened 1,5% to R102,02/kg, 21 microns were unchanged at R102,56/kg, 21,5 microns rose 2,5% to close at R101,63/kg, and 22 microns were up 1% to close at R101,38/kg.

Approximately 17 600 bales will be offered at next week's sale, which will be the last sale before the Christmas recess.