

National Weekly Wool Market Report

Season: 2012/2013

Sale Date: 20&21 November 2012



Tel: 27-41-4844301
 Fax: 27-41-4846792
 E-mail: stats@capewools.co.za
 Website: www.capewools.co.za

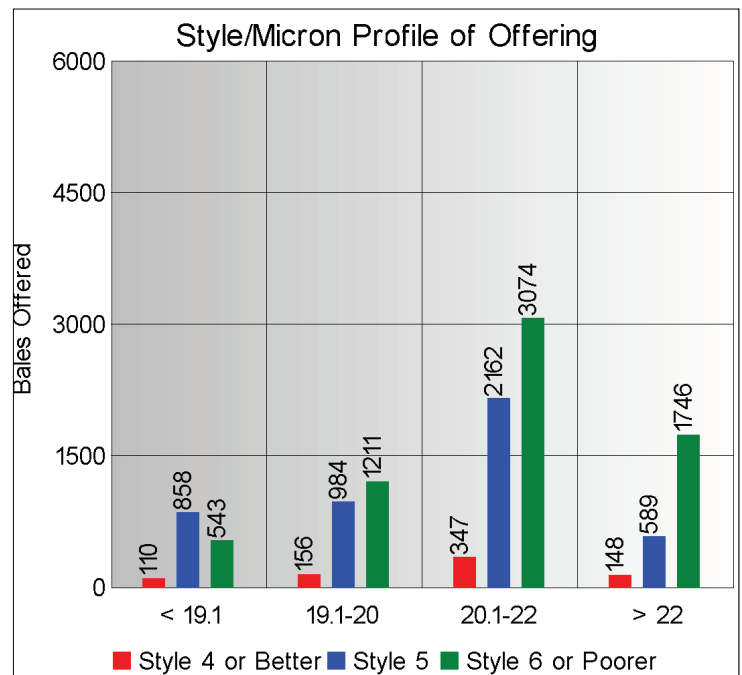
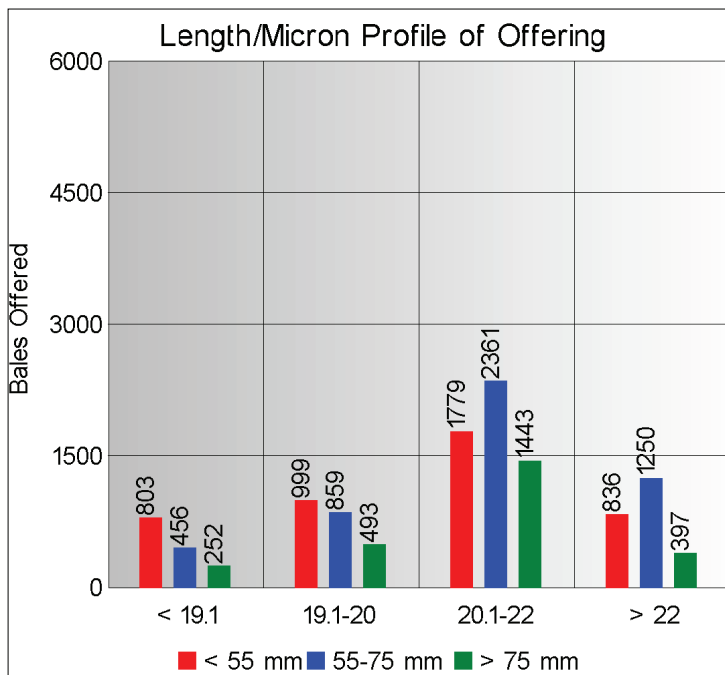
Market Indicators				Buyers			
Indicator Unit	Current Sale	Last Sale	Change	Company	Bales Purchased This Week	% of Purchases	Total Bales Purchased This Season
SA c/kg	10299	9873	4.3%	G Modiano SA	4114	34.5%	28343
Ave. to date (12/13)	9464	9399	0.7%	Standard Wool SA	2864	24.0%	34751
Ave. to date (11/12)	9588			Lempriere SA	2099	17.6%	21501
US c/kg	1158	1126	2.9%	Stucken & Co	1513	12.7%	18366
Euro c/kg	907	885	2.5%	Segard Masurel SA	790	6.6%	8289
AWEX EMI	1019	986	3.4%	Mohair & Wool Trader	234	2.0%	966
				Infinite Wool SA	163	1.4%	1929
				New England Wool SA			921
				Chargeurs Wool SA			559

Exchange Rates			
Currency Unit	This Week	Previous Week	% Change
R/USD	8.8908	8.7681	-1.4%
R/Euro	11.3591	11.1605	-1.8%
R/AUD	9.2111	9.1539	-0.6%
USD/AUD	1.0357	1.0444	0.8%

Analysis of Offerings by Broker This Week (Bales)

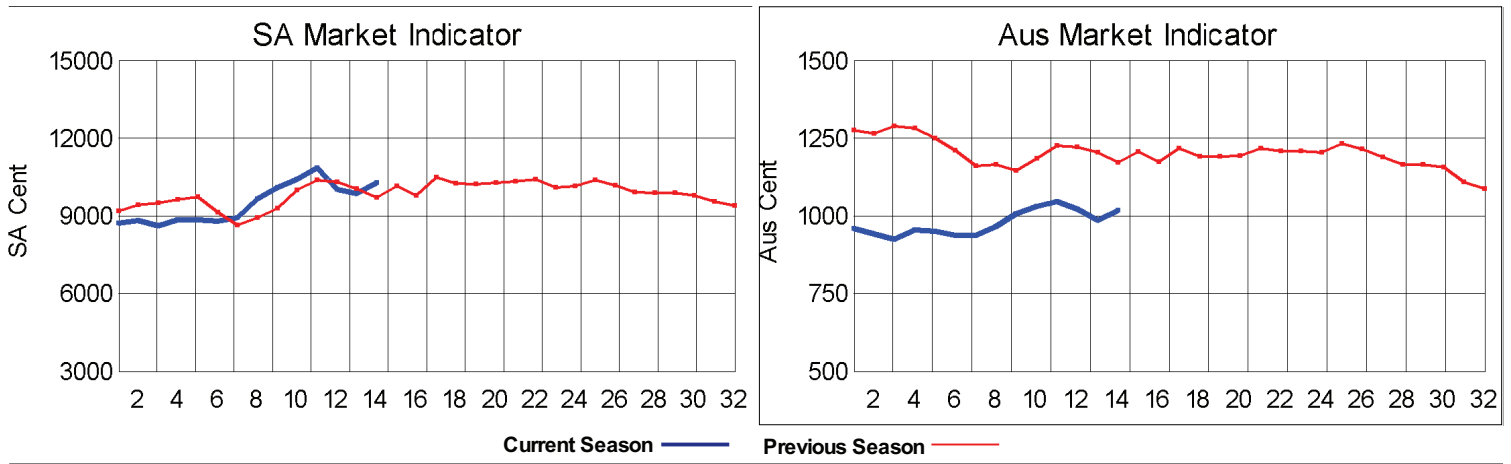
Broker	Merino Fleeces	Merino Bellies	Merino Lambs	Merino Backs	Merino Locks	* Other	Total	% Sold
BKB	4305	770	809	835	533	1028	8280	98.3%
CMW	1900	286	453	375	296	338	3648	99.8%
MAS	0	0	0	0	0	0	0	
SBL	0	0	0	0	0	0	0	
VLW	0	0	0	0	0	0	0	
Total	6205	1056	1262	1210	829	1366	11928	98.7%

* Crossbred types, Coarse and Coloured and Inferior



Receipts 2012/2013 Season

Season to Date (Kg.) 21,313,814.8 Previous Season to Date 20,381,064.0 Percentage Change: 4.58%



Average Fleece Wool Prices (c/kg. clean)

Spinners and Good Topmaking Styles (AWEX Types MF4 and MF5)

Micron	100+mm	90mm	80mm	70mm	60mm	50mm	40mm	30mm	20mm	10mm
18.0				12103						
18.5			11713	11578		10870				
19.0			11245	11132	10768	10679	10279			
19.5		10906	10898	10745		9941	9903			
20.0		10567	10562	11350	10217	9781	9298			
20.5		10427	10414	10386	10043	9632				
21.0			10329	10341	10104	9287				
21.5		10227	10932	10133	9962	9100				
22.0		10117	9995	10032	9666	8849	8259			
22.5		9848	10003			9254				
23.0				9530						
23.5										
24.0				8467						

* Based on a minimum of 3 lots sold per category

Average Topmaking Styles (AWEX MF6)

Micron	100+mm	90mm	80mm	70mm	60mm	50mm	40mm	30mm	20mm	10mm
18.0										
18.5										
19.0					10670	10276				
19.5										
20.0			10084	10211	9985	9748				
20.5			12481	10041	9744	9736				
21.0			10146	10141	9991		8794			
21.5		10175		9582						
22.0			9799	9827	8707					
22.5				9011						
23.0										
23.5										
24.0										

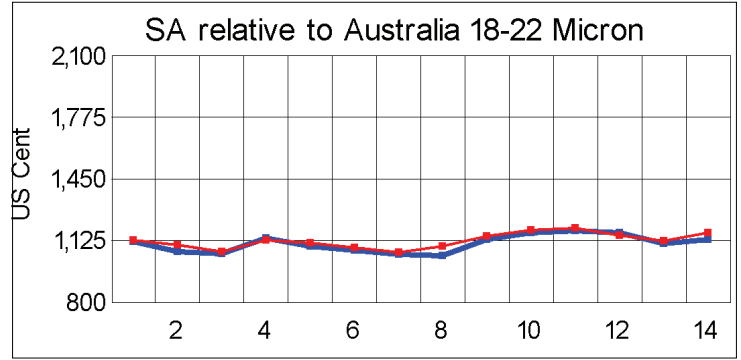
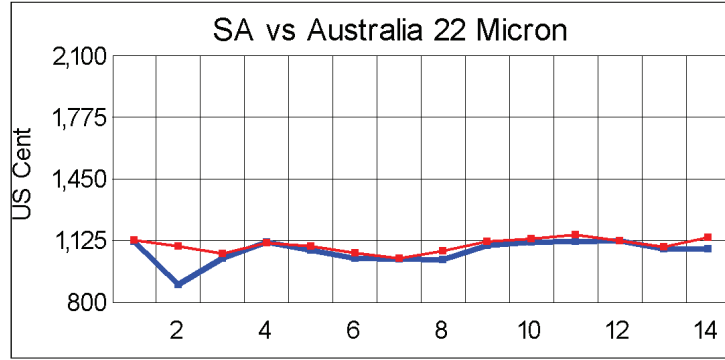
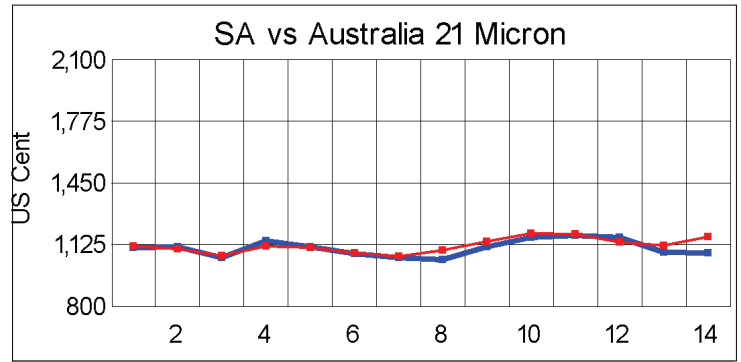
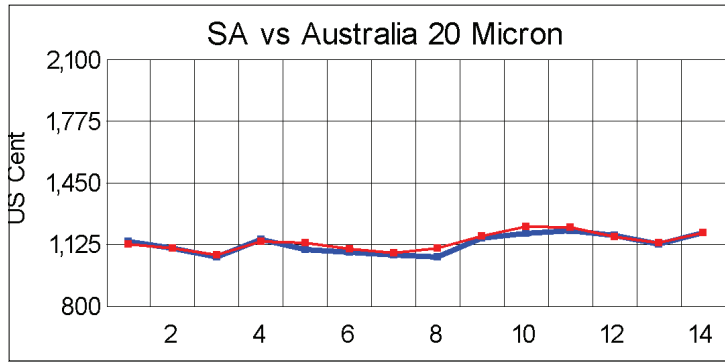
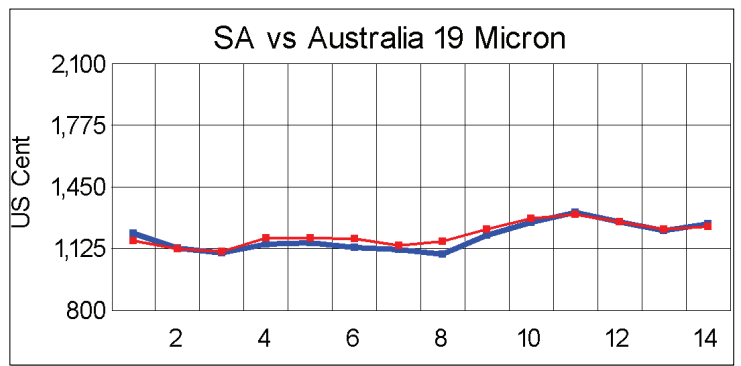
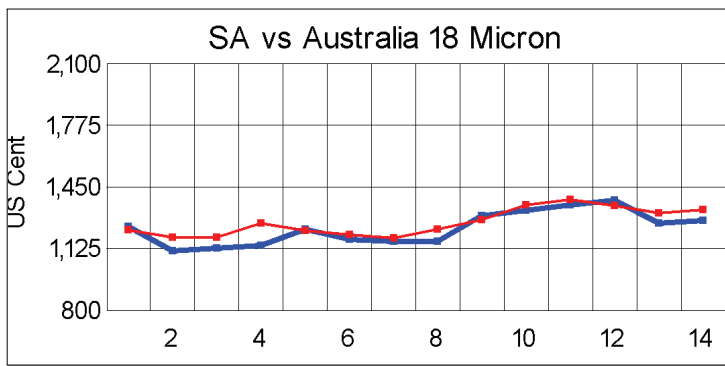
* Based on a minimum of 3 lots sold per category

Other Selected Types/Qualities

Long

Medium

	19μ	20μ	21μ	19μ	20μ	21μ
Good Quality						
Lambswool	11105	10542	10048	10275	9594	8989
Bellies	10134	9938		10376	9373	
Locks	9180			9395	7503	5504
Average Quality						
Lambswool	10033	9241	9200	9945	9324	7153
Bellies	9963	9907	9204	9695	8961	8047
Locks		5815		6880	6316	6805
Inferior Quality						
Fleecewool	10427	9835	9563		9786	9792
Lambswool	10632	10342	9273			
Bellies	8152	9230		9739	8399	8465
Locks			5126	6650	5221	6522



— SA in USc
— Aus in USc

— SA in USc
— Aus in USc

Market Commentary

SHARP RISE IN WOOL PRICES

Port Elizabeth: Wool prices rose sharply at this week's sale and the Cape Wools Merino Indicator gained 4,3% to close the day at R102,99/kg (clean). This is up by almost 18% on the opening sale.

The increase can be attributed to an extent to a weaker rand, which has lost value due to global risk aversion after the eurozone finance ministers failed to agree on a debt-reduction package for Greece. At R8,89, it was down 1,4% against the dollar compared with last week's average rate. The currency, however, fluctuated during the day and at one stage reached a three-year low against the greenback. At R11,35, it had lost 1,8% on average of its value against the euro.

The market was also catching up with Australia, where prices rose sharply at the past two sales. Prices for long fleece wool were up across the board with the broader wools gaining the most.

The offering comprised 11 928 bales of which 99% was sold. Major buyers were Modiano SA (4 114 bales), Standard Wool SA (2 864 bales), Lempriere SA (2 099 bales) and Stucken & Co (1 513 bales).

Brokers are reporting an increase in the flow of wool from farms and receipts to date are up 4,5% compared with the corresponding period last season.

The average clean prices for the different categories good top-making (MF5), long fleeces were as follows: 18 microns gained 1,3% to R116,70/kg, 18,5 microns were up 3,3% at R117,55/kg, 19 microns were 1,2% dearer to close at R108,97/kg, 19,5 microns gained 3,8% at R108,17/kg, 20 microns were 4,8% dearer at R104,36/kg, 20,5 microns gained 5% to R103,59/kg, 21 microns were up 4,1% to R102,51/kg, 21,5 microns rose 2,2% to close at R99,19/kg, and 22 microns were up 4,6% to close at R9100,33/kg.

Approximately 14 200 bales will be offered at next week's sale.