

National Weekly Wool Market Report

Season: 2012/2013

Sale Date: 6 & 7 November 2012



CAPE WOOLS SA

Tel: 27-41-4844301
 Fax: 27-41-4846792
 E-mail: stats@capewools.co.za
 Website: www.capewools.co.za

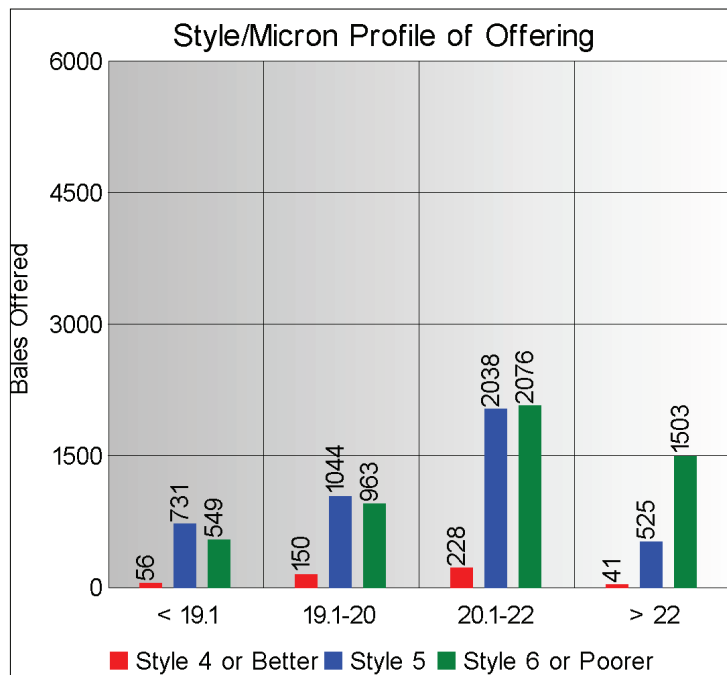
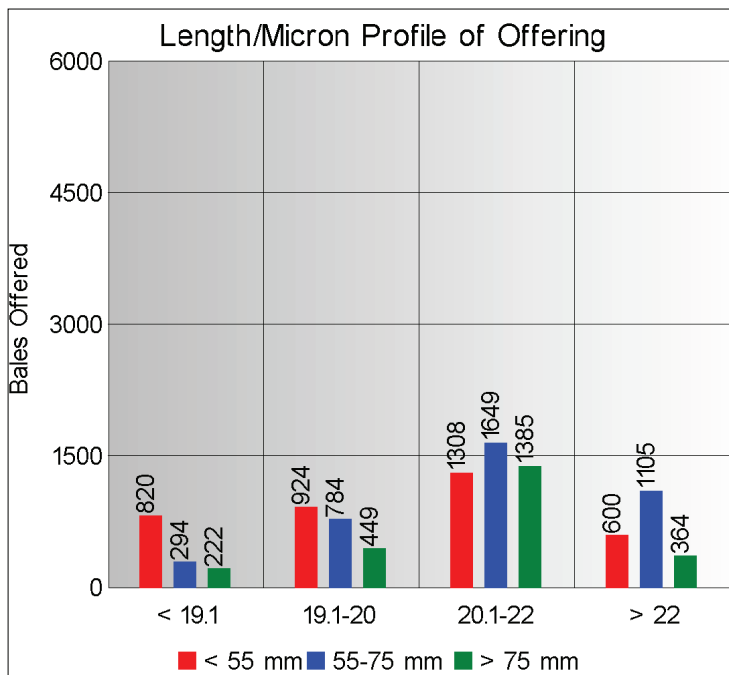
Market Indicators				Buyers			
Indicator Unit	Current Sale	Last Sale	Change	Company	Bales Purchased This Week	% of Purchases	Total Bales Purchased This Season
SA c/kg	10029	10437	-3.9%	G Modiano SA	3264	33.0%	21986
Ave. to date (12/13)	9360	9299	0.7%	Standard Wool SA	2277	23.0%	28914
Ave. to date (11/12)	9535			Lempriere SA	1784	18.0%	17312
US c/kg	1168	1211	-3.5%	Stucken & Co	1275	12.9%	15136
Euro c/kg	910	933	-2.4%	Segard Masurel SA	727	7.3%	6729
AWEX EMI	1024	1048	-2.3%	New England Wool SA	194	2.0%	898
				Mohair & Wool Trader	8	0.1%	612
				Infinite Wool SA			1119
				Chargeurs Wool SA			559

Exchange Rates			
Currency Unit	This Week	Previous Week	% Change
R/USD	8.5844	8.6206	0.4%
R/Euro	11.0205	11.1914	1.5%
R/AUD	8.9757	8.9492	-0.3%
USD/AUD	1.0457	1.0385	-0.7%

Analysis of Offerings by Broker This Week (Bales)

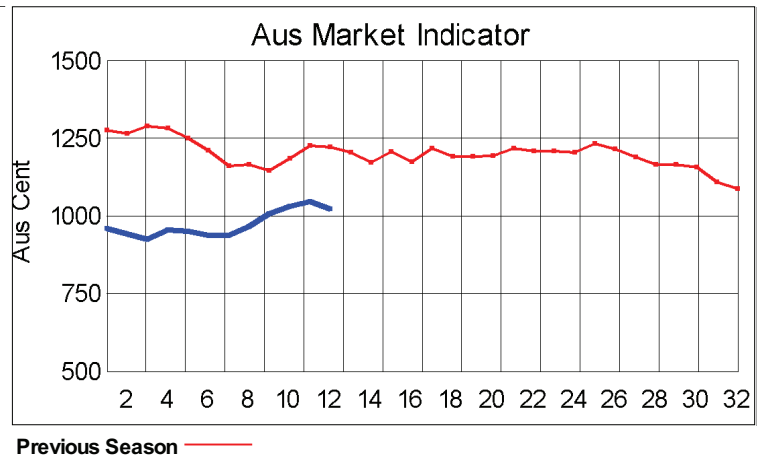
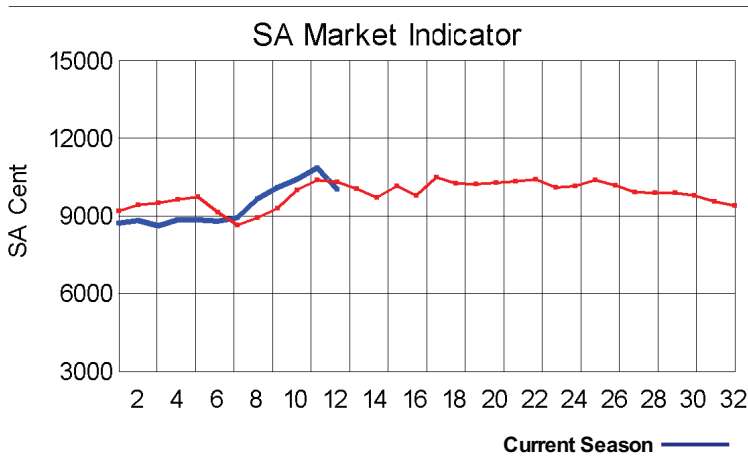
Broker	Merino Fleeces	Merino Bellies	Merino Lambs	Merino Backs	Merino Locks	* Other	Total	% Sold
BKB	4182	545	907	633	442	604	7313	95.0%
CMW	1519	119	320	162	207	264	2591	99.7%
MAS	0	0	0	0	0	0	0	
SBL	0	0	0	0	0	0	0	
VLW	0	0	0	0	0	0	0	
Total	5701	664	1227	795	649	868	9904	96.2%

* Crossbred types, Coarse and Coloured and Inferior



Receipts 2012/2013 Season

Season to Date (Kg.) 17,923,414.7 Previous Season to Date 17,673,124.9 Percentage Change: 1.42%



Average Fleece Wool Prices (c/kg. clean)

Spinners and Good Topmaking Styles (AWEX Types MF4 and MF5)

Micron	100+mm	90mm	80mm	70mm	60mm	50mm	40mm	30mm	20mm	10mm
18.0			11693							
18.5		11147	11463	11170			10409			
19.0		10910	10980	10848		9437	10235			
19.5		10627	10379	10402	10378	9946	9565			
20.0		10007	9963	9934	9818	9280	8846			
20.5		9944	9934	9940	9812	9387	7908			
21.0		9775	9836	9754	9552	9309	8926			
21.5		9738	9712	9730	9526		8061			
22.0		9692	9626			9457				
22.5				9325						
23.0			9408							
23.5										
24.0										

* Based on a minimum of 3 lots sold per category

Average Topmaking Styles (AWEX MF6)

Micron	100+mm	90mm	80mm	70mm	60mm	50mm	40mm	30mm	20mm	10mm
18.0										
18.5							9400			
19.0				10752			9549			
19.5				9804						
20.0			9762	9944	9699					
20.5			9964	9733						
21.0			9702	9621	9117					
21.5			9613	9405		8511				
22.0			9421	8791	9229					
22.5			8783	8557						
23.0										
23.5										
24.0										

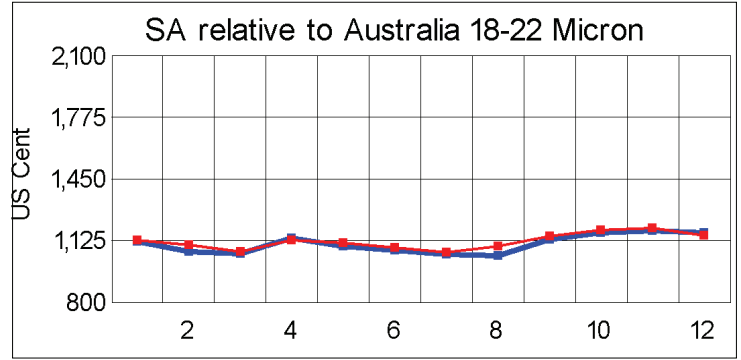
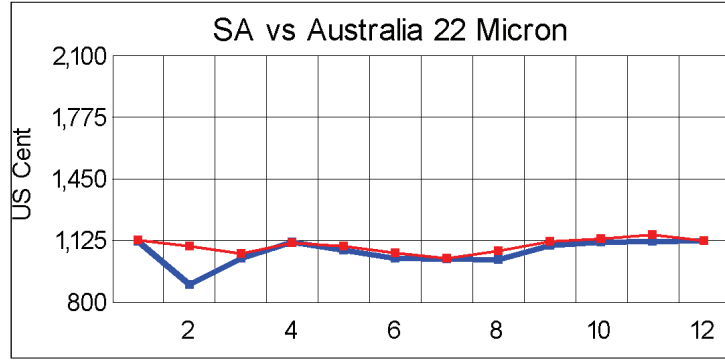
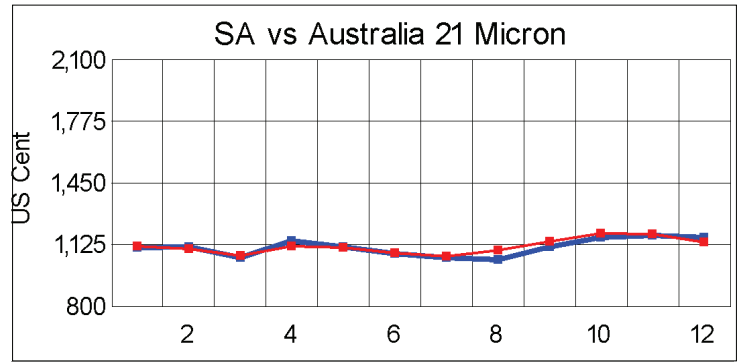
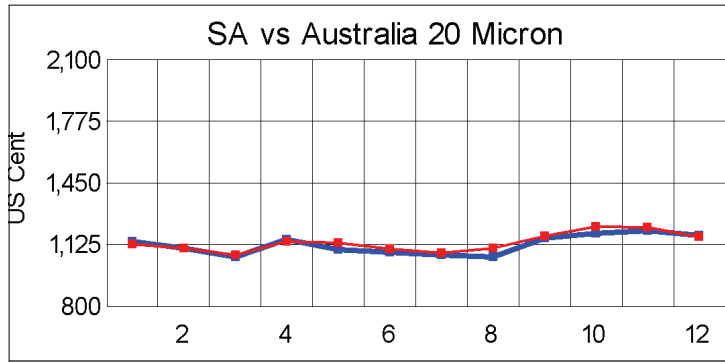
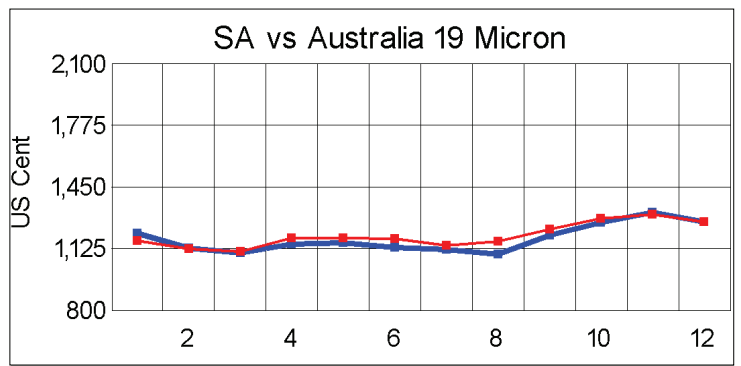
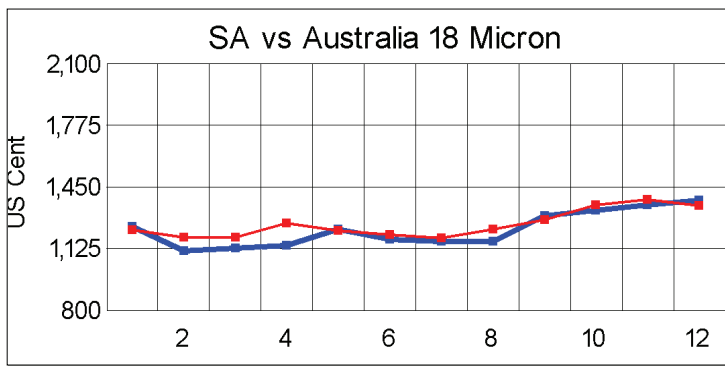
* Based on a minimum of 3 lots sold per category

Other Selected Types/Qualities

Long

Medium

	19μ	20μ	21μ	19μ	20μ	21μ
Good Quality						
Lambswool	10920	10293		10243	9423	7916
Bellies	10306		8831	8614	7810	8748
Locks				8191	8142	
Average Quality						
Lambswool	10282	8306	9018	9496	8327	8446
Bellies	10122	9065	8449	9744	9096	8142
Locks				8734	7499	
Inferior Quality						
Fleecewool	10533	9763	8901	9799	10216	7182
Lambswool	9499		5222	8124		
Bellies		7541		9527	8719	6950
Locks	5792	4674		5329	5787	4875



— SA in USc
— Aus in USc

— SA in USc
— Aus in USc

Market Commentary

WOOL MARKET SOFTENS

Port Elizabeth: After a five-week rally, which saw the Cape Wools Merino indicator gaining 17%, wool prices softened at this week's sale with the indicator shedding 3,9% to close at R100,29/kg (clean).

There were concerns that the huge hike in prices was unsustainable since it was not being driven by increased consumer demand. In Australia, the market was also weaker.

The rand, at R8,58 was a marginal 0,4% stronger against the dollar compared with last week's average rate, and at R11,02, it had gained 1,5% against the euro.

The offering comprised 9 904 bales of which 96% was sold. Major buyers were Modiano SA (3 264 bales), Standard Wool SA (2 277 bales), Lempiere SA (1 784 bales) and Stucken & Co (1 275 bales).

Prices were down across the board with the medium wools posting the biggest decreases.

The average clean prices for the different categories good top-making (MF5), long fleeces were as follows: 18 microns dropped 2,7% to R116,32/kg, 18,5 microns were down 1,9% at R113,22/kg, 19 microns were 3,4% cheaper to close at R108,90/kg, 19,5 microns were down 4,4% to R103,96/kg, 20 microns were 4,7% cheaper at R100,18/kg, 20,5 microns dropped 3,5% to R99,30/kg, 21 microns were down 4% to R97,96/kg, 21,5 microns shed 3,5% to close at R97,27/kg, and 22 microns dropped 3,2% to close at R96,64/kg.

Approximately 10 500 bales will be offered at next week's sale.

Please note that last week's indicator was adjusted downward to R104,47/kg (clean) from R108,63.