

National Weekly Wool Market Report

Season: 2012/2013

Sale Date: 16 & 17 October 2012



CAPE WOOLS SA

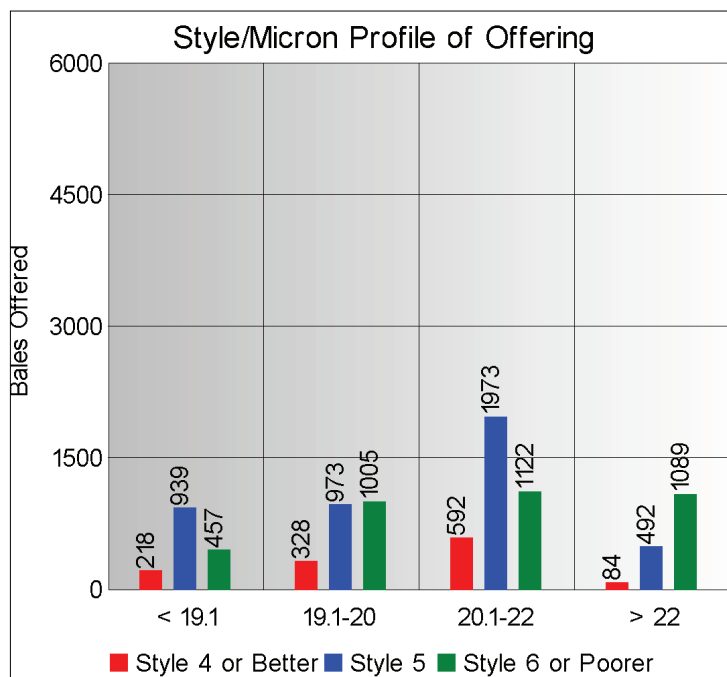
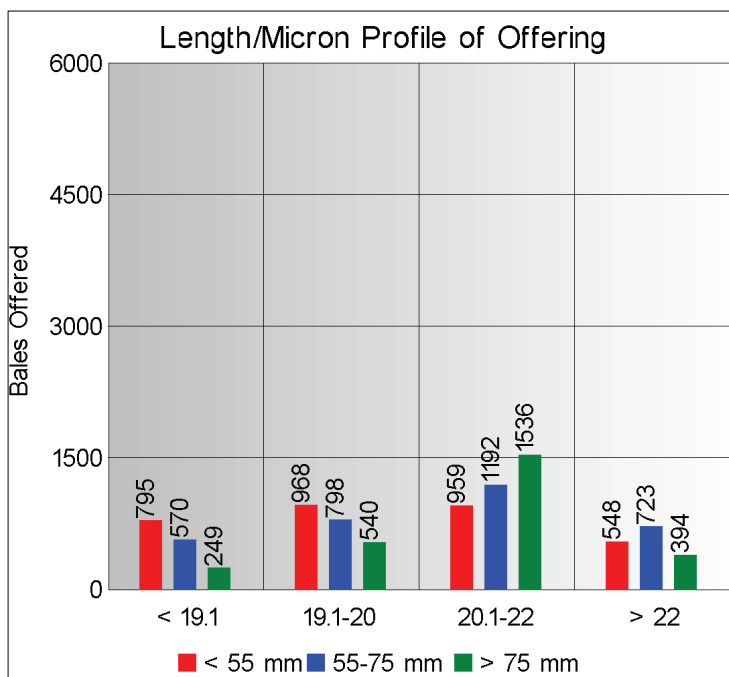
Tel: 27-41-4844301
 Fax: 27-41-4846792
 E-mail: stats@capewools.co.za
 Website: www.capewools.co.za

Market Indicators				Buyers			
Indicator Unit	Current Sale	Last Sale	Change	Company	Bales Purchased This Week	% of Purchases	Total Bales Purchased This Season
SA c/kg	10119	9686	4.5%	Standard Wool SA	2969	32.0%	22185
Ave. to date (12/13)	9056	8923	1.5%	G Modiano SA	2124	22.9%	14236
Ave. to date (11/12)	9296			Stucken & Co	1758	19.0%	10948
US c/kg	1170	1111	5.3%	Lempriere SA	1748	18.9%	12400
Euro c/kg	892	868	2.7%	Segard Masurel SA	392	4.2%	4791
AWEX EMI	1008	967	4.2%	Infinite Wool SA	137	1.5%	1095
Exchange Rates				Chargeurs Wool SA	19	0.2%	346
Currency Unit	This Week	Previous Week	% Change	Mohair & Wool Trader	11	0.1%	111
R/USD	8.6511	8.7155	0.7%	New England Wool SA	9	0.1%	645
R/Euro	11.3404	11.1527	-1.7%				
R/AUD	8.9289	8.8278	-1.1%				
USD/AUD	1.0321	1.0127	-1.9%				

Analysis of Offerings by Broker This Week (Bales)

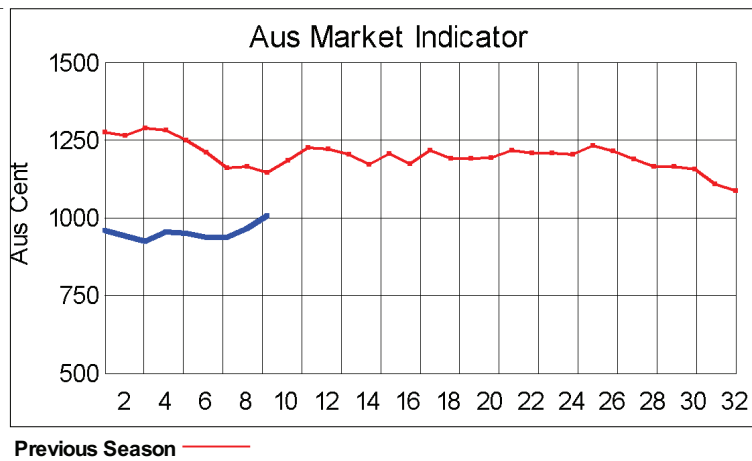
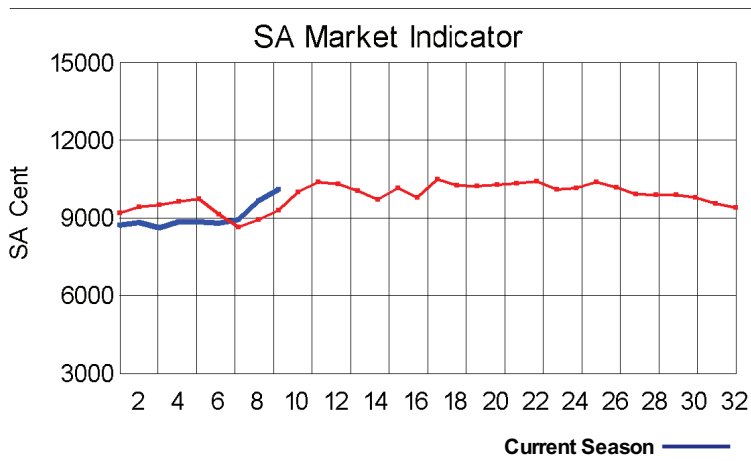
Broker	Merino Fleeces	Merino Bellies	Merino Lambs	Merino Backs	Merino Locks	* Other	Total	% Sold
BKB	2975	375	642	390	373	549	5304	98.5%
CMW	1402	141	318	129	213	239	2442	99.7%
JLW	47	5	3	5	1	0	61	100.0%
MAS	402	46	87	46	60	177	818	98.4%
SBL	78	31	28	10	58	21	226	100.0%
VLW	235	18	40	39	15	74	421	99.3%
Total	5139	616	1118	619	720	1060	9272	98.9%

* Crossbred types, Coarse and Coloured and Inferior



Receipts 2012/2013 Season

Season to Date (Kg.) 12,620,355.1 Previous Season to Date 12,962,948.6 Percentage Change: -2.64%



Average Fleece Wool Prices (c/kg. clean)

Spinners and Good Topmaking Styles (AWEX Types MF4 and MF5)

Micron	100+mm	90mm	80mm	70mm	60mm	50mm	40mm	30mm	20mm	10mm
18.0			11335	11321			9188			
18.5			10934	10868	10437	10335				
19.0		10734	10743	10577	10400	9828	8981			
19.5		10340	10406	10367	10309	9746				
20.0		10150	10186	10188	10091	9296	7913			
20.5		10037	10116	9998	9803	9304				
21.0		9899	9997	10009		8433	8114			
21.5		9953	9906	9860	9514					
22.0		9827	9720	9632		8409				
22.5		9456	9498			7330				
23.0		9266								
23.5										
24.0										

* Based on a minimum of 3 lots sold per category

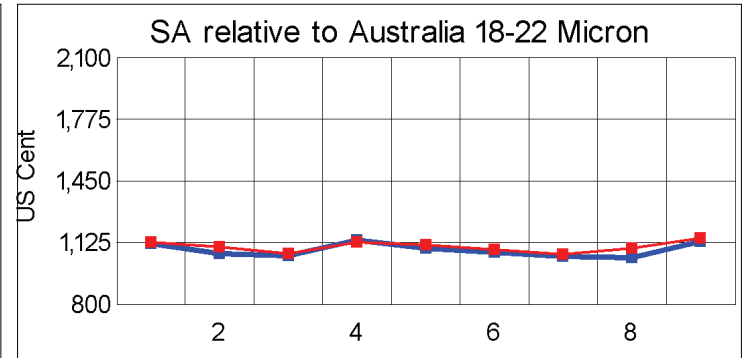
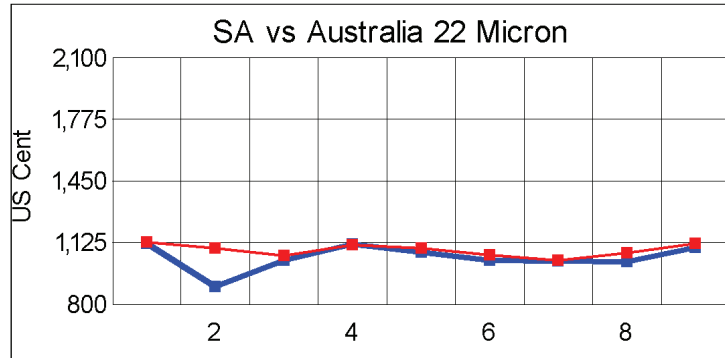
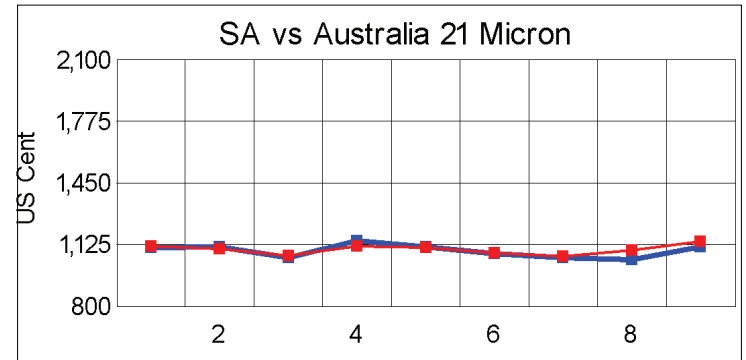
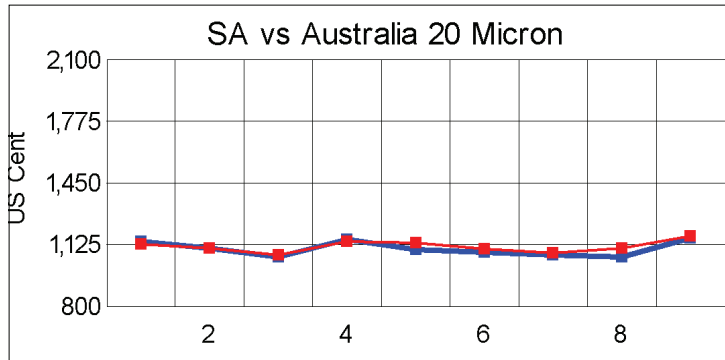
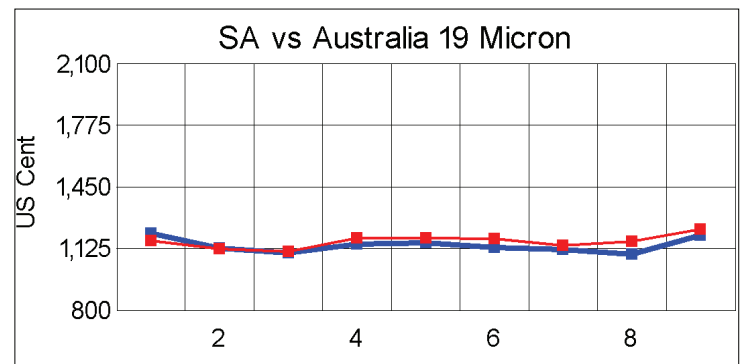
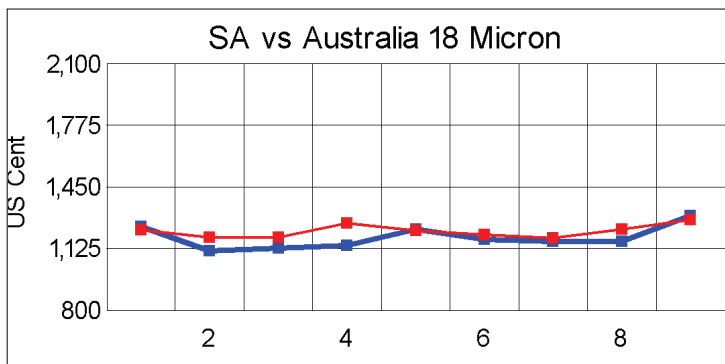
Average Topmaking Styles (AWEX MF6)

Micron	100+mm	90mm	80mm	70mm	60mm	50mm	40mm	30mm	20mm	10mm
18.0										
18.5										
19.0										
19.5						9944				
20.0				10040						
20.5				10059		8579				
21.0			9980	9890						
21.5										
22.0			9581	9314	8833					
22.5				8836	9102					
23.0										
23.5										
24.0										

* Based on a minimum of 3 lots sold per category

Other Selected Types/Qualities

	Long			Medium		
	19μ	20μ	21μ	19μ	20μ	21μ
Good Quality						
Lambswool	10646	10100	9701	9274	9213	7618
Bellies	9997	9805		9923	9567	8889
Locks		6070	7413	7781	7703	6298
Average Quality						
Lambswool	10602	10406		8149	7511	8380
Bellies	9477	9124	7972	9089	8956	7745
Locks		6858		7715	7209	6361
Inferior Quality						
Fleecewool	9386	9571	9671	9706	8898	7872
Lambswool				7358		
Bellies	9869			7991	8407	7833
Locks		5320		6222	5547	3741



— SA in USc
— Aus in USc

— SA in USc
— Aus in USc

Market Commentary

ANOTHER SHARP INCREASE IN WOOL PRICES

Port Elizabeth: Wool prices rose sharply for a second week in a row with the market indicator gaining 4,5% at this week's sale to close at R101,19/kg (clean). This is up almost 15% on the opening level and represents an increase of 7,5% on the same sale last season.

Improved demand, a hike in Australian prices and a slightly weaker rand all contributed to the price rise.

Although the rand has gained some ground since last week, at R8,65, it still was 0,7% weaker against the US dollar compared with last week's average rate. At R11,34, the currency had lost 1,7% of its value against the euro.

The offering comprised 9 272 bales, which was larger than the offerings seen in the past few weeks, and a high sales percentage of 99% was achieved. Major buyers were Standard Wool SA (2 969 bales), Modiano SA (2 124 bales), Lempriere SA (1 758 bales), Stucken & Co (1 758 bales) and Lempriere SA (1 758 bales).

Prices rose across the board and all micron categories long fleeces gained between 3% and 4,5%.

The average clean prices for the different categories good top-making (MF5), long fleeces were as follows: 18 microns gained 3,4% at R110,61/kg, 18,5 microns rose 4,5% to R109,27/kg, 19 microns were 4,6% dearer to close at R106,28/kg, 19,5 microns were up 4% to R103,58/kg, 20 microns were 4,9% dearer at R101,38/kg, 20,5 microns gained 4,6% at R100,44/kg, 21 microns rose 3,6% to R99,09/kg, 21,5 microns were up 4% at R98,44/kg and 22 microns rose by 3,9% to close at R97,25/kg.

Approximately 7 000 bales will be on offer at next week's sale.