

# National Weekly Wool Market Report

Season: 2012/2013

Sale Date: 10 October 2012



CAPE WOOLS SA

Tel: 27-41-4844301  
 Fax: 27-41-4846792  
 E-mail: stats@capewools.co.za  
 Website: www.capewools.co.za

Market Indicators				Buyers			
Indicator Unit	Current Sale	Last Sale	Change	Company	Bales Purchased This Week	% of Purchases	Total Bales Purchased This Season
SA c/kg	9686	8944	8.3%	Standard Wool SA	2546	39.2%	19216
Ave. to date (12/13)	8923	8814	1.2%	G Modiano SA	1248	19.2%	12112
Ave. to date (11/12)	9294			Lempriere SA	1087	16.8%	10652
US c/kg	1111	1065	4.3%	Stucken & Co	931	14.3%	9190
Euro c/kg	868	825	5.3%	Segard Masurel SA	337	5.2%	4399
AWEX EMI	967	940	2.9%	Infinite Wool SA	163	2.5%	958
				New England Wool SA	85	1.3%	636
				Mohair & Wool Trader	47	0.7%	100
				Chargeurs Wool SA			327

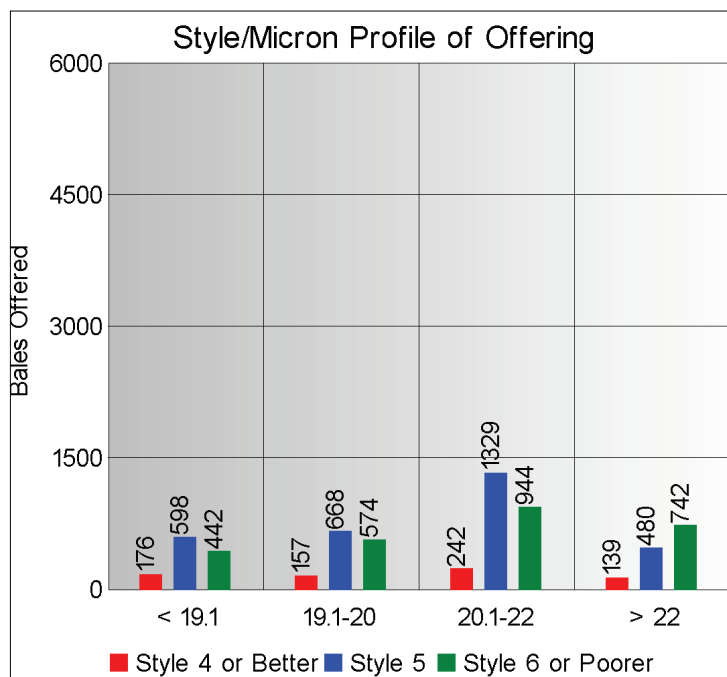
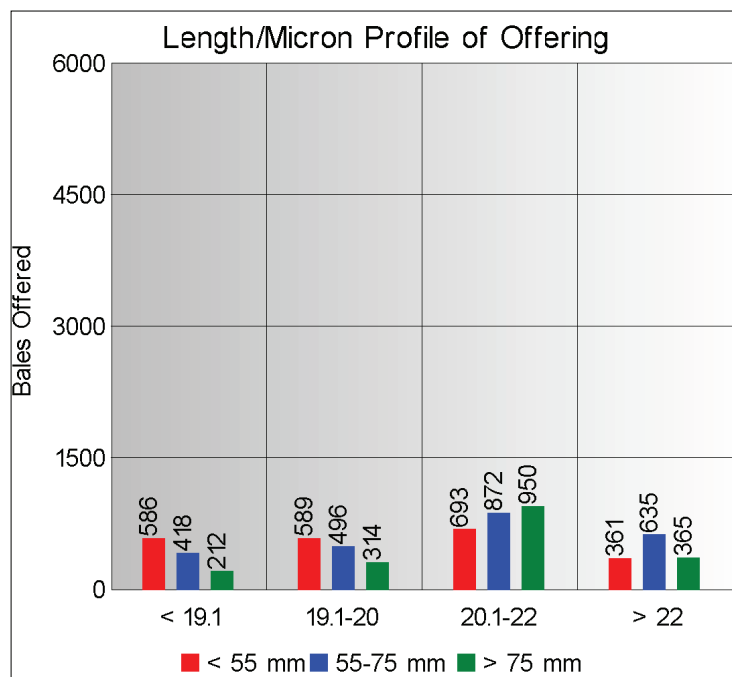
  

Exchange Rates			
Currency Unit	This Week	Previous Week	% Change
R/USD	8.7155	8.3950	-3.8%
R/Euro	11.1527	10.8421	-2.9%
R/AUD	8.8278	8.5768	-2.9%
USD/AUD	1.0127	1.0216	0.9%

## Analysis of Offerings by Broker This Week (Bales)

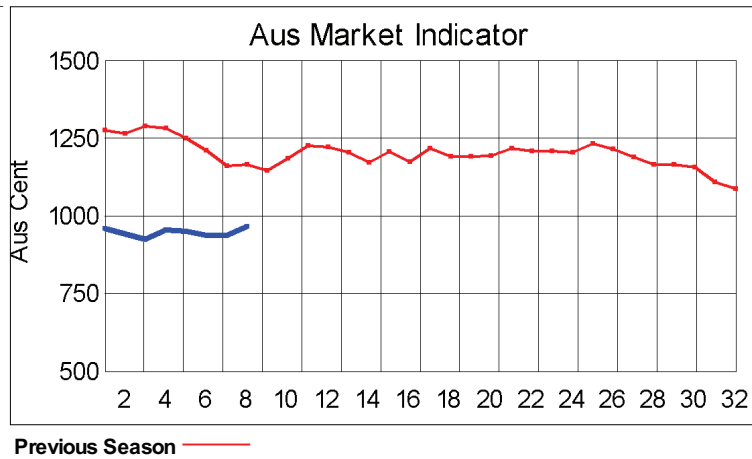
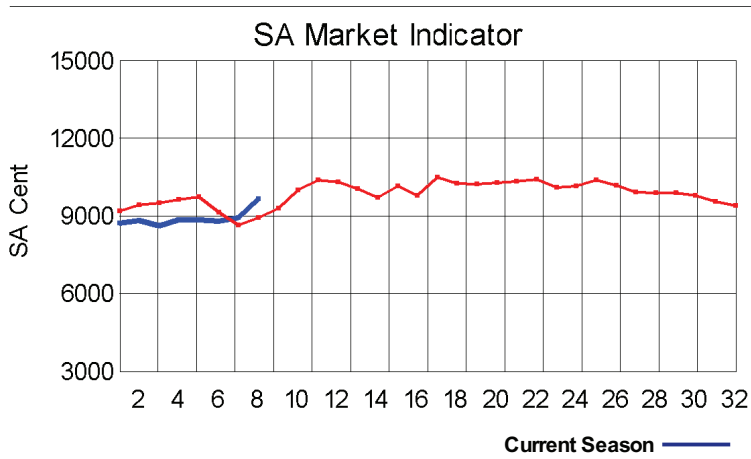
Broker	Merino Fleeces	Merino Bellies	Merino Lambs	Merino Backs	Merino Locks	* Other	Total	% Sold
BKB	2514	362	553	325	336	382	4472	99.2%
CMW	1092	98	224	216	150	239	2019	99.6%
MAS	0	0	0	0	0	0	0	
SBL	0	0	0	0	0	0	0	
VLW	0	0	0	0	0	0	0	
<b>Total</b>	<b>3606</b>	<b>460</b>	<b>777</b>	<b>541</b>	<b>486</b>	<b>621</b>	<b>6491</b>	<b>99.3%</b>

\* Crossbred types, Coarse and Coloured and Inferior



## Receipts 2012/2013 Season

Season to Date (Kg.) 11,401,850.0 Previous Season to Date 11,872,882.2 Percentage Change: -3.97%



Current Season — Previous Season

**Average Fleece Wool Prices (c/kg. clean)**  
**Spinners and Good Topmaking Styles (AWEX Types MF4 and MF5)**

Micron	100+mm	90mm	80mm	70mm	60mm	50mm	40mm	30mm	20mm	10mm
18.0			10770	10758	10339	9541				
18.5			10522	10533	10302					
19.0			10237	10131	9834					
19.5			9991	9917		9408	8023			
20.0		9697	9657	9639	9419	8598	7956			
20.5		9642	9625	9570	9284	8596				
21.0		9526	9560	9557		9004				
21.5		9451	9502	9366	9086	8882	7101			
22.0			9450	8979	9191					
22.5			9146							
23.0			9165							
23.5			8517	8686						
24.0										

\* Based on a minimum of 3 lots sold per category

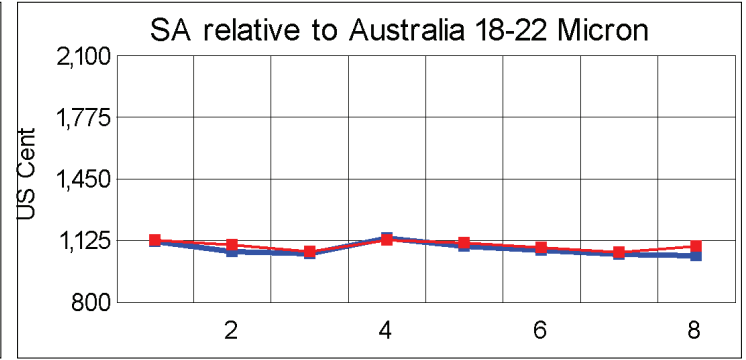
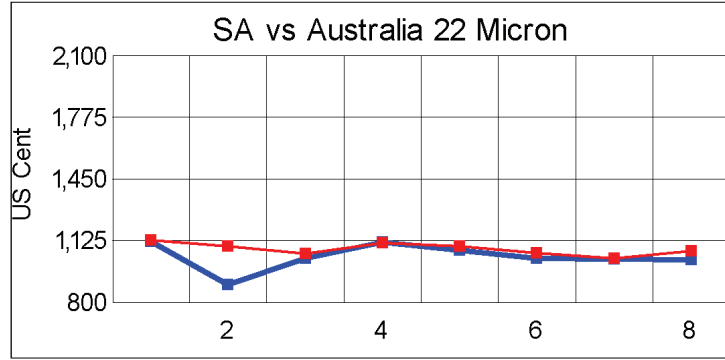
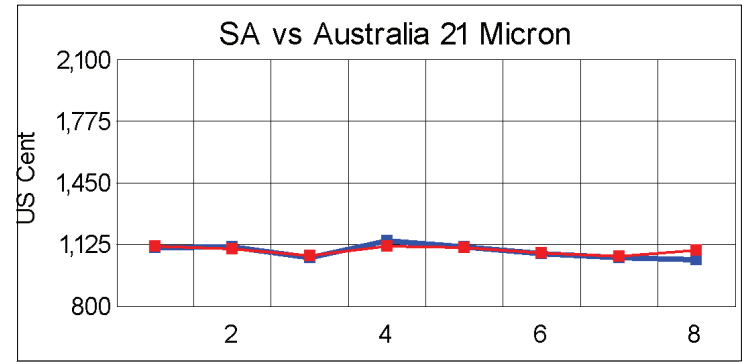
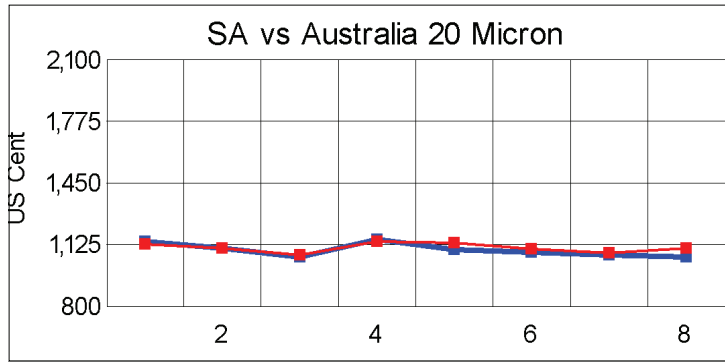
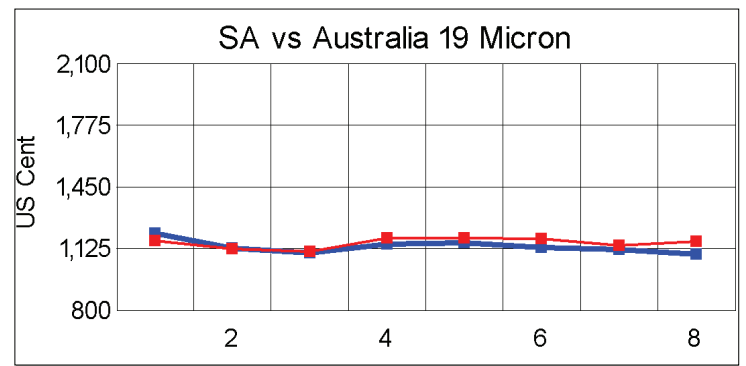
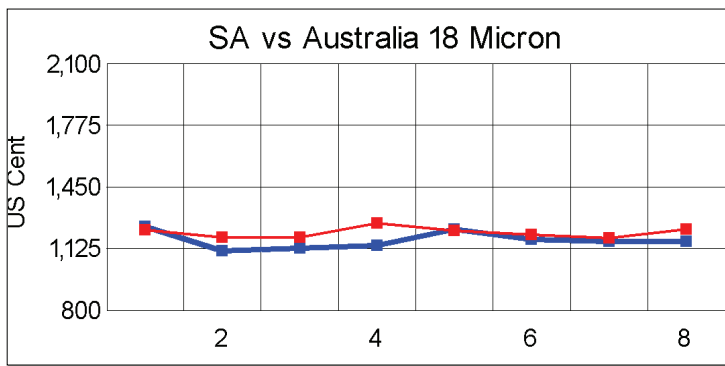
**Average Topmaking Styles (AWEX MF6)**

Micron	100+mm	90mm	80mm	70mm	60mm	50mm	40mm	30mm	20mm	10mm
18.0										
18.5										
19.0										
19.5						9153				
20.0										
20.5			9449	9395						
21.0			9445	9314						
21.5				9015						
22.0			9172	9004						
22.5			8693							
23.0										
23.5										
24.0										

\* Based on a minimum of 3 lots sold per category

**Other Selected Types/Qualities**

	Long			Medium		
	19μ	20μ	21μ	19μ	20μ	21μ
<b>Good Quality</b>						
Lambswool	10074	9618		8626	8502	7275
Bellies			8689		7695	
Locks				7451	6961	
<b>Average Quality</b>						
Lambswool	9932	9520		8652	7473	8531
Bellies	9784	9317	8708	8890	8292	7701
Locks				7242	6266	5586
<b>Inferior Quality</b>						
Fleecewool	10154	9384	9214			7926
Lambswool				8816		
Bellies	7146		7693	8305	7721	7144
Locks				6013	5067	5239



— SA in USc  
— Aus in USc

— SA in USc  
— Aus in USc

## Market Commentary

### STEEP INCREASE IN WOOL PRICES

**Port Elizabeth:** This week's sale saw a sharp increase in prices compared with last week and the Cape Wools Merino indicator gained 8,3% to close at R96,86/kg (clean).

This was due to a much weaker rand, an increase in the Australian market and possibly also as a result of buyers filling export quotas.

After almost touching R9 to the US dollar on Monday, the rand on Tuesday and Wednesday this week made a slight comeback but at R8,71, was still 3,8% down against the US dollar compared with the average rate at the previous sale. The rand at R11,15, had also lost 2,9% of its value against the euro.

It was a small sale with only 6 491 bales on offer of which 99% was sold. Major buyers were Standard Wool SA (2 546 bales), Modiano SA (1 248 bales), Lempriere SA (1 087 bales) and Stucken & Co (931 bales).

Fine wools were in keen demand with prices increasing significantly. The quality of the fine wools offered was excellent. Medium wools, particularly 22 microns, were also highly sought after.

The average clean prices for the different categories good top-making (MF5), long fleeces were as follows: 18 microns gained 7,8% at R107,02/kg, 18,5 microns rose 6,4% to R104,60/kg, 19 microns were 5,6% dearer to close at R101,57/kg, 19,5 microns gained 5,3% to R99,58/kg, 20 microns were 6,2% dearer at R96,64/kg, 20,5 microns gained 6,9% at R96,00/kg, 21 microns rose 7% to R95,61/kg, 21,5 microns were up 7,3% at R94,65/kg and 22 microns were up 8% to close at R93,58/kg.

Approximately 9 000 bales will be offered at next week's sale.