

# National Weekly Wool Market Report

Season: 2012/2013

Sale Date: 18 & 19 September 2012



Tel: 27-41-4844301  
 Fax: 27-41-4846792  
 E-mail: stats@capewools.co.za  
 Website: www.capewools.co.za

Market Indicators				Buyers			
Indicator Unit	Current Sale	Last Sale	Change	Company	Bales Purchased This Week	% of Purchases	Total Bales Purchased This Season
SA c/kg	8882	8858	0.3%	G Modiano SA	2575	32.2%	7804
Ave. to date (12/13)	8789	8766	0.3%	Standard Wool SA	1719	21.5%	12838
Ave. to date (11/12)	9513			Lempriere SA	1403	17.6%	6919
US c/kg	1088	1087	0.1%	Stucken & Co	1240	15.5%	5204
Euro c/kg	835	844	-1.1%	Segard Masurel SA	778	9.7%	3151
AWEX EMI	952	956	-0.4%	New England Wool SA	31	0.4%	483
				Infinite Wool SA	3	0.0%	361
				Mohair & Wool Trader			
				Chargeurs Wool SA			237

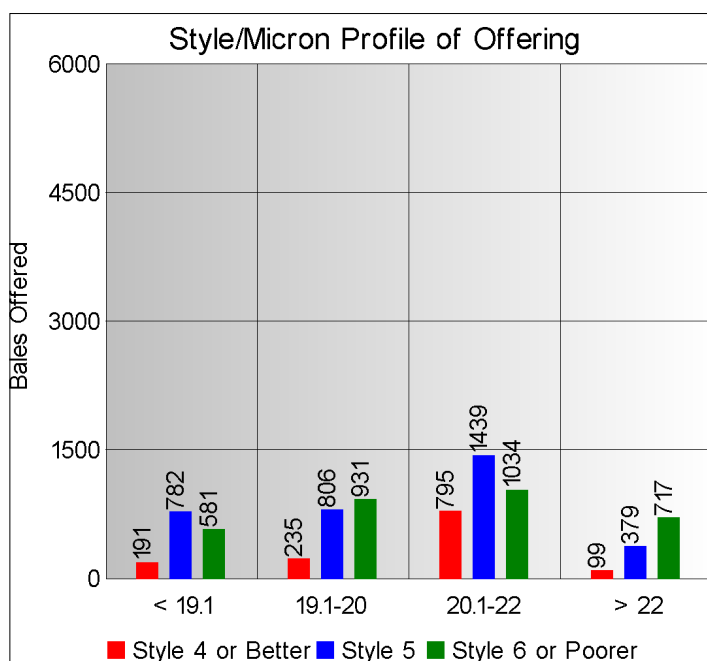
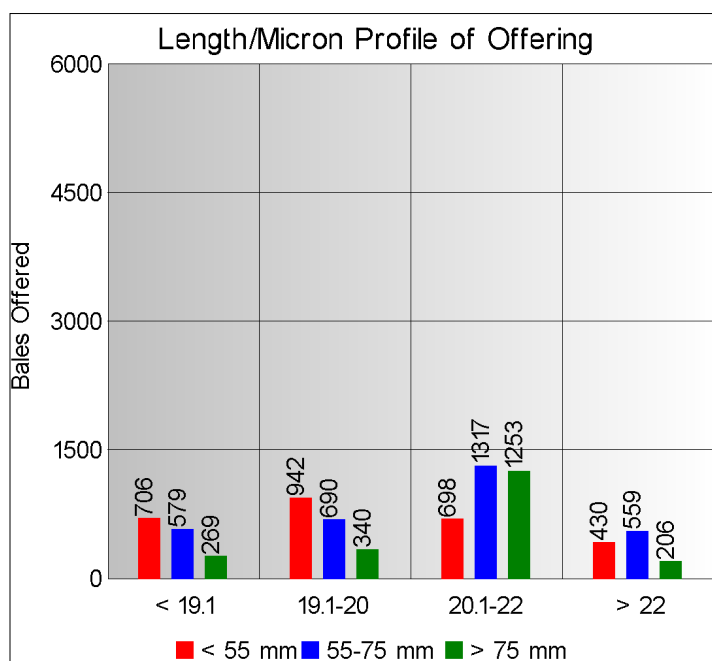
  

Exchange Rates			
Currency Unit	This Week	Previous Week	% Change
R/USD	8.1629	8.1476	-0.2%
R/Euro	10.6375	10.4974	-1.3%
R/AUD	8.5268	8.5444	0.2%
USD/AUD	1.0444	1.0490	0.4%

## Analysis of Offerings by Broker This Week (Bales)

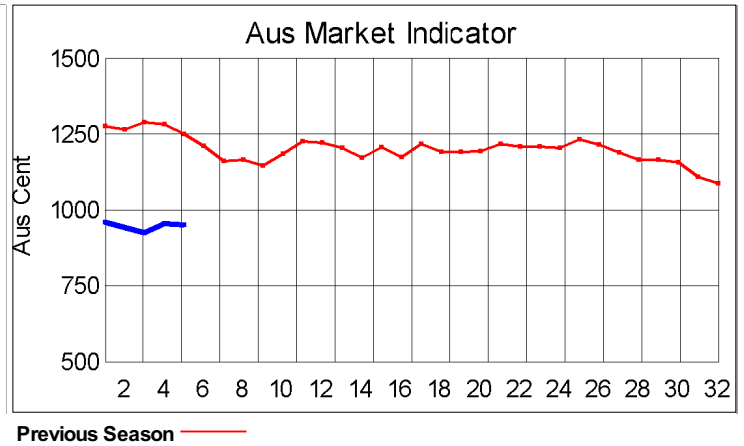
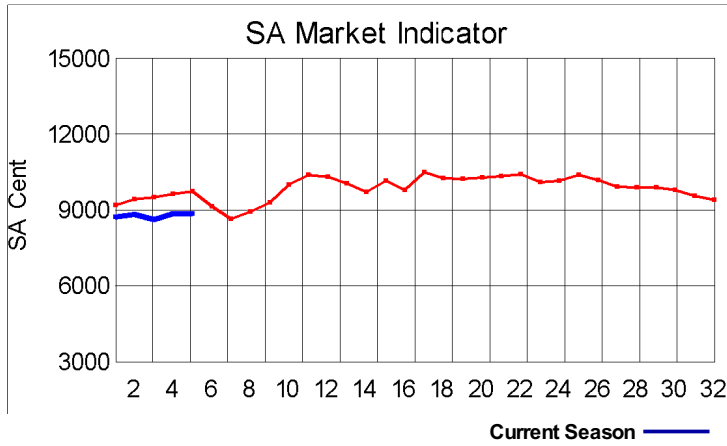
Broker	Merino Fleeces	Merino Bellies	Merino Lambs	Merino Backs	Merino Locks	* Other	Total	% Sold
BKB	2022	308	464	215	275	318	3602	96.3%
CMW	1384	171	295	174	166	237	2427	97.0%
JLW	118	13	27	6	16	14	194	100.0%
MAS	594	70	117	26	69	148	1024	99.6%
SBL	103	25	42	12	41	25	248	98.4%
VLW	288	30	54	27	18	77	494	95.3%
<b>Total</b>	<b>4509</b>	<b>617</b>	<b>999</b>	<b>460</b>	<b>585</b>	<b>819</b>	<b>7989</b>	<b>97.0%</b>

\* Crossbred types, Coarse and Coloured and Inferior



## Receipts 2012/2013 Season

Season to Date (Kg.) 7,500,633.0 Previous Season to Date 7,552,710.3 Percentage Change: -0.69%



**Average Fleece Wool Prices (c/kg. clean)**

**Spinners and Good Topmaking Styles (AWEX Types MF4 and MF5)**

Micron	100+mm	90mm	80mm	70mm	60mm	50mm	40mm	30mm	20mm	10mm
18.0			10068	9977						
18.5			9907	9801	9442	8719				
19.0		9577	9742	9557			8224			
19.5		9444	9478	9548	9112	8380	7866			
20.0		9168	9340	9270	8703	8235	7763			
20.5		9110	9151	9084	8812	8034				
21.0		9113	9068	9101	8835	7397		6624		
21.5		8966	9078	9025	8773			6447		
22.0		8970	8987	9127	8656					
22.5			8952	8846						
23.0			8895	9019						
23.5			8642	8853						
24.0										

\* Based on a minimum of 3 lots sold per category

**Average Topmaking Styles (AWEX MF6)**

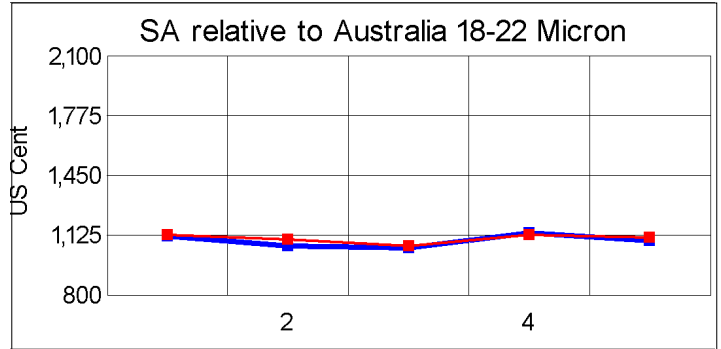
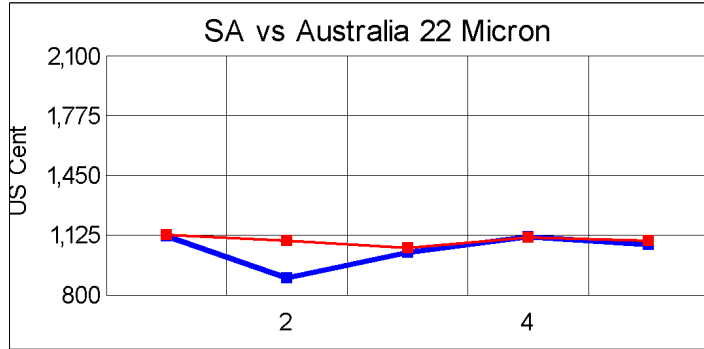
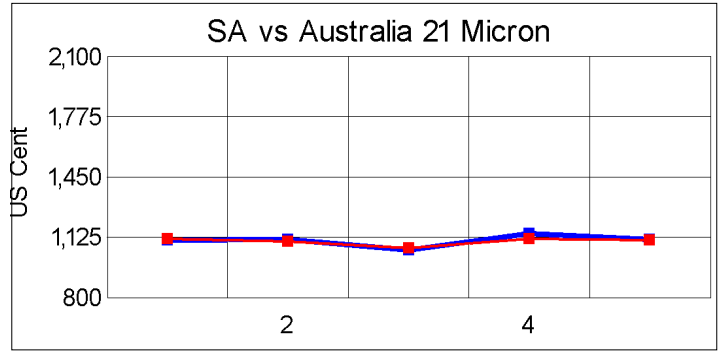
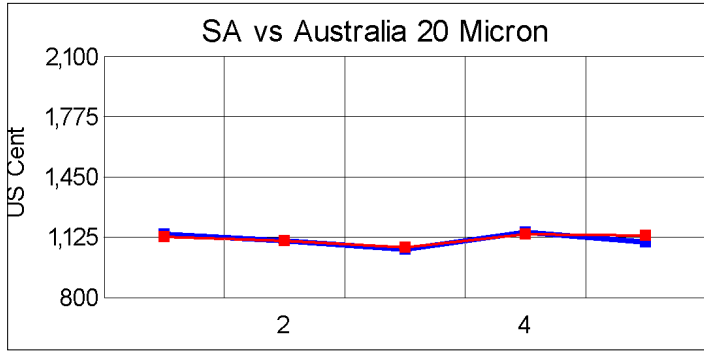
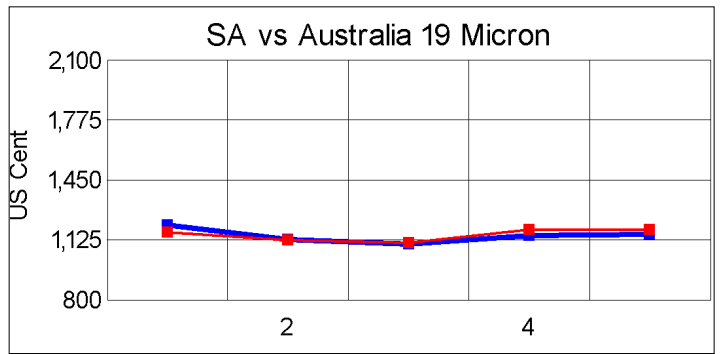
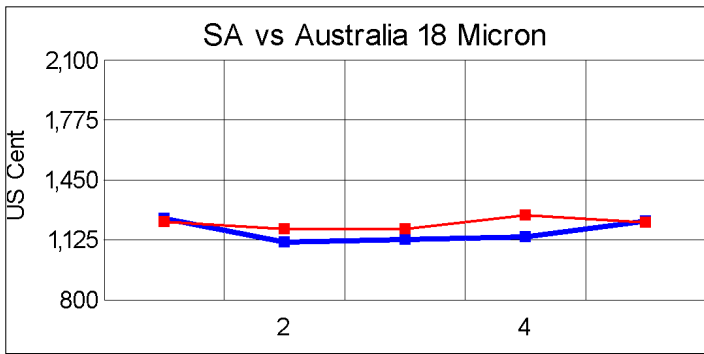
Micron	100+mm	90mm	80mm	70mm	60mm	50mm	40mm	30mm	20mm	10mm
18.0										
18.5										
19.0										
19.5										
20.0			9307	9102	8237					
20.5				8949	8822					
21.0										
21.5			8879	8602	7782					
22.0										
22.5										
23.0										
23.5										
24.0										

\* Based on a minimum of 3 lots sold per category

**Other Selected Types/Qualities**

**Long Medium**

	19μ	20μ	21μ	19μ	20μ	21μ
<b>Good Quality</b>						
Lambswool	9629	9225	8972	8198	7387	6492
Bellies	9116	8354	7816	8239	7820	7140
Locks				6933	6681	5547
<b>Average Quality</b>						
Lambswool	9515	9170	8244	8179	7040	5705
Bellies	8161	8088	7846	8076	7712	6823
Locks				6478	5880	6136
<b>Inferior Quality</b>						
Fleecewool	8578	8668	8293	7703		8013
Lambswool	8761			7722	7066	
Bellies	8000	7830		7498	7200	
Locks		4668	4480	5105	4479	3303



— SA in USc  
— Aus in USc

— SA in USc  
— Aus in USc

### Market Commentary

#### WOOL MARKET UNCHANGED

**Port Elizabeth:** The wool market held on to last week's gains and the Cape Wools merino indicator closed the day up by a marginal 0,3% at R88,82/kg (clean).

Although traders say trading conditions remain tough, there was solid demand from the various sectors of the trade and 97% of the offering of 7 989 bales was cleared to the trade. The small weekly offerings the last few weeks may have supported current price levels.

Prices were a mixed bag with fine fleece wools (18 microns and finer) fetching substantially lower prices compared with last week, while 18,5 to 19,5 microns were dearer. There was keen demand for short wools with these type fetching good prices.

At R8,16, the average rate of the rand was down by a marginal 0,2% against the dollar compared with last week, but it was 1,3% weaker against the euro, trading at R10,64.

Major buyers were Modiano SA (2 575 bales), Standard Wool SA (1 719 bales), Lempriere SA (1 403 bales) and Stucken & Co (1 240 bales).

The average clean prices for the different categories good top-making (MF5), long fleeces were as follows: 18 microns were down 2,9% at R99,73/kg, 18,5 microns gained 0,5% to R97,60/kg, 19 microns were up 0,3% at R96,57/kg, 19,5 microns increased by 0,3% to R94,75/kg, 20 microns were 0,7% cheaper at R92,62/kg, 20,5 microns were down 1,8% at R91,05/kg, 21 microns shed 0,6% at R90,58/kg, 21,5 microns were 1,4% cheaper at R89,61/kg and 22 microns were down 1,5% to close at R89,58/kg.

Approximately 5 500 bales will be on offer next week.