

# National Weekly Wool Market Report

Season: 2012/2013

Sale Date: 12 September 2012



Tel: 27-41-4844301  
 Fax: 27-41-4846792  
 E-mail: stats@capewools.co.za  
 Website: www.capewools.co.za

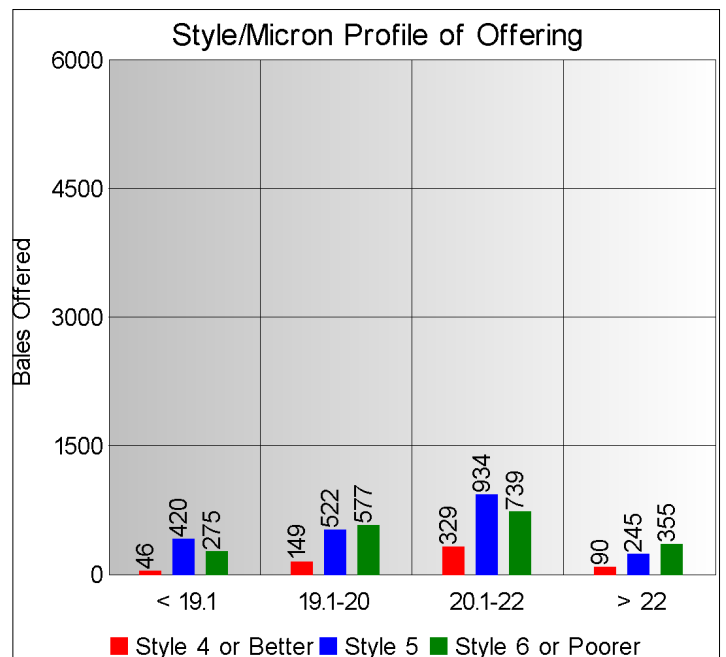
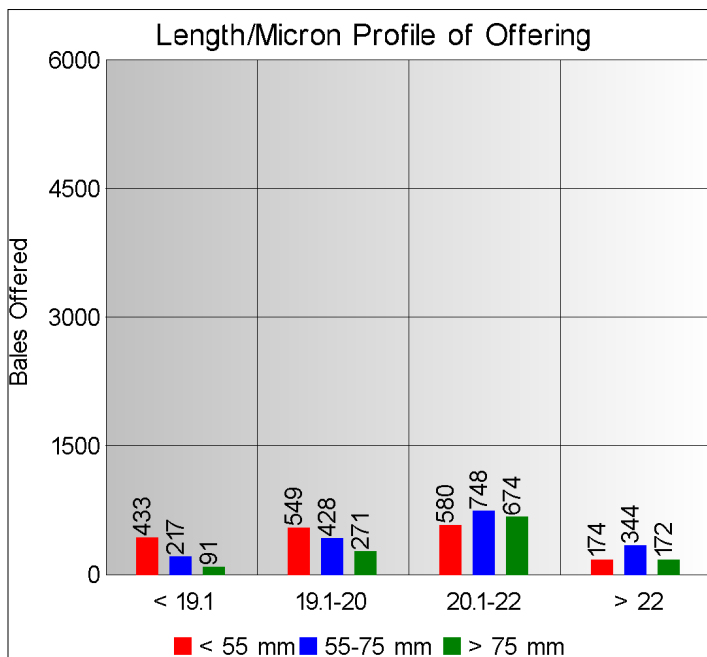
Market Indicators				Buyers			
Indicator Unit	Current Sale	Last Sale	Change	Company	Bales Purchased This Week	% of Purchases	Total Bales Purchased This Season
SA c/kg	8858	8626	2.7%	Standard Wool SA	1379	29.5%	11119
Ave. to date (12/13)	8766	8735	0.4%	G Modiano SA	1057	22.6%	5229
Ave. to date (11/12)	9451			Lempriere SA	859	18.4%	5516
US c/kg	1087	1025	6.0%	Stucken & Co	653	14.0%	3964
Euro c/kg	844	819	3.0%	Segard Masurel SA	483	10.3%	2373
AWEX EMI	956	927	3.1%	Chargeurs Wool SA	49	1.1%	237
				Infinite Wool SA	14	0.3%	358
				New England Wool SA	4	0.1%	452
				Mohair & Wool Trader			

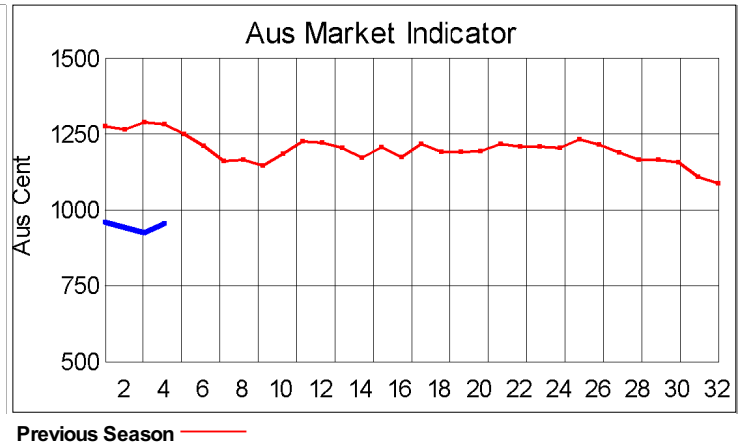
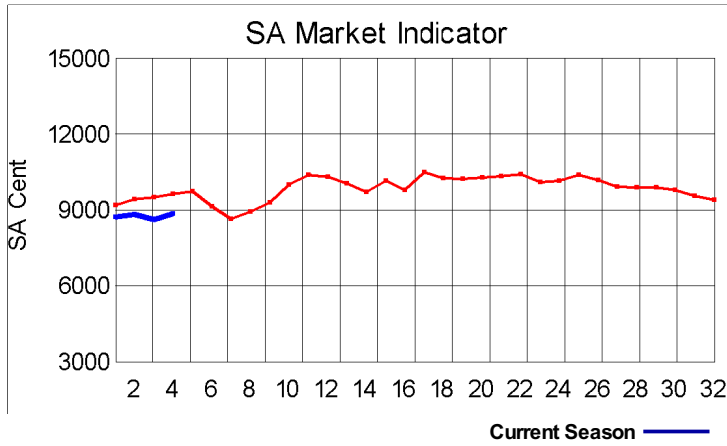
Exchange Rates			
Currency Unit	This Week	Previous Week	% Change
R/USD	8.1476	8.4132	3.2%
R/Euro	10.4974	10.5337	0.3%
R/AUD	8.5444	8.5657	0.2%
USD/AUD	1.0490	1.0185	-3.0%

Analysis of Offerings by Broker This Week (Bales)								
Broker	Merino Fleeces	Merino Bellies	Merino Lambs	Merino Backs	Merino Locks	* Other	Total	% Sold
BKB	1627	235	289	182	277	390	3000	98.2%
CMW	919	124	263	118	113	144	1681	92.3%
MAS	0	0	0	0	0	0	0	
SBL	0	0	0	0	0	0	0	
VLW	0	0	0	0	0	0	0	
<b>Total</b>	<b>2546</b>	<b>359</b>	<b>552</b>	<b>300</b>	<b>390</b>	<b>534</b>	<b>4681</b>	<b>96.1%</b>

\* Crossbred types, Coarse and Coloured and Inferior



Receipts 2012/2013 Season			
Season to Date (Kg.)	6,496,225.3	Previous Season to Date	6,579,840.1
		Percentage Change:	-1.27%



**Average Fleece Wool Prices (c/kg. clean)**

**Spinners and Good Topmaking Styles (AWEX Types MF4 and MF5)**

Micron	100+mm	90mm	80mm	70mm	60mm	50mm	40mm	30mm	20mm	10mm
18.0										
18.5				9735						
19.0		9571	9668	9606						
19.5		9438	9465	9428		7868	7377			
20.0		9421	9350	9325	9132		7082			
20.5		9333	9284	9189		8132				
21.0		9097	9125	9175	8869	7851	6971			
21.5			9077	9020	8707					
22.0			9163	9081	8887					
22.5			9030							
23.0						6772				
23.5				8894						
24.0										

\* Based on a minimum of 3 lots sold per category

**Average Topmaking Styles (AWEX MF6)**

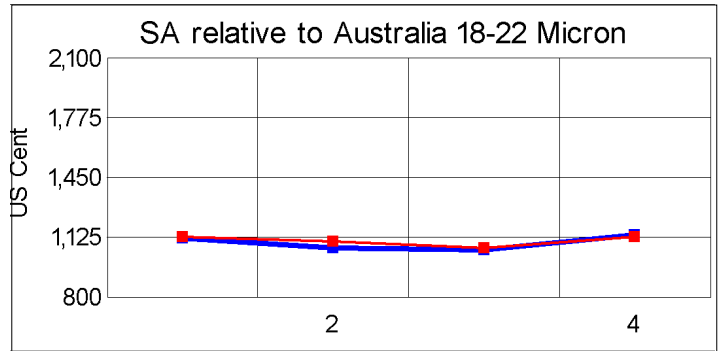
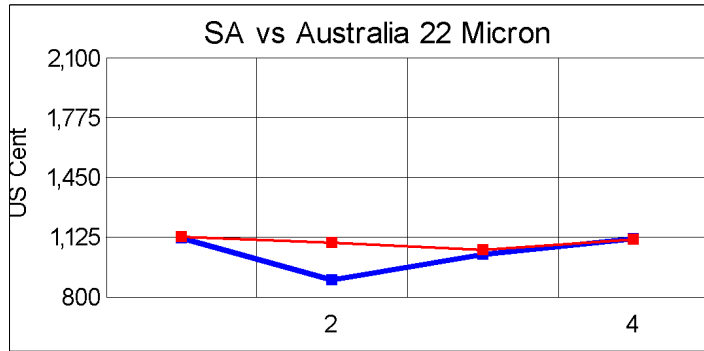
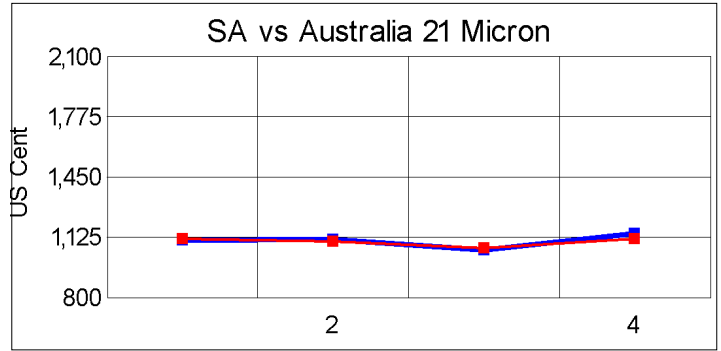
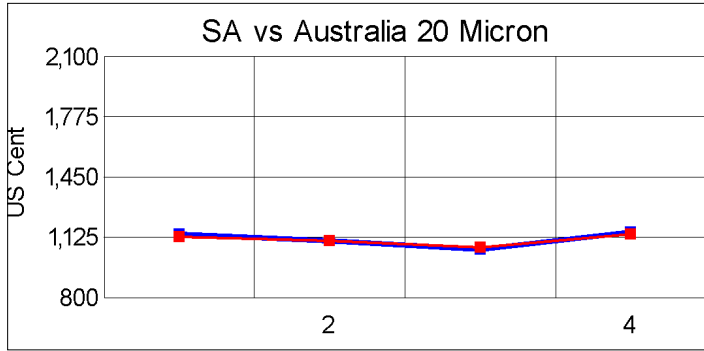
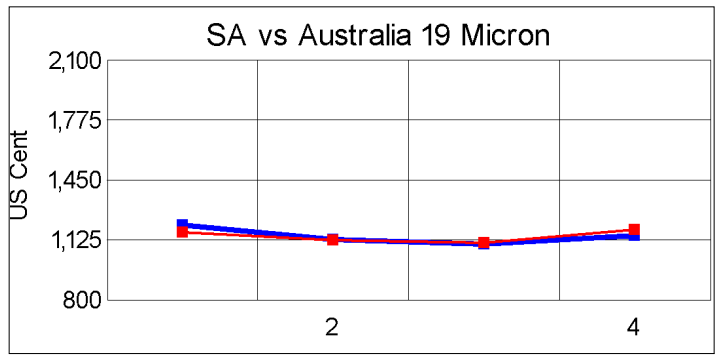
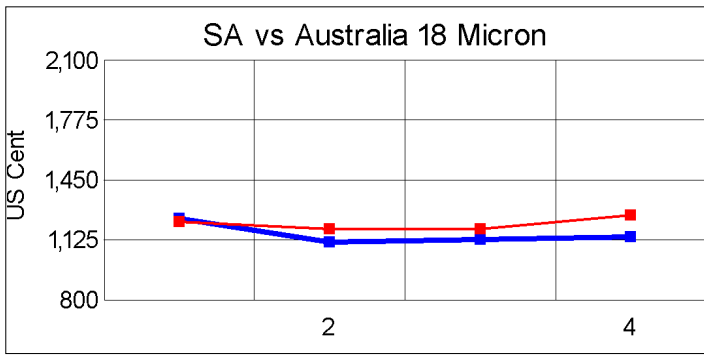
Micron	100+mm	90mm	80mm	70mm	60mm	50mm	40mm	30mm	20mm	10mm
18.0										
18.5										
19.0							7518			
19.5				9267						
20.0					8478					
20.5				9059	8786					
21.0				9062	8980					
21.5			8994							
22.0										
22.5										
23.0										
23.5										
24.0										

\* Based on a minimum of 3 lots sold per category

**Other Selected Types/Qualities**

Long Medium

	19μ	20μ	21μ	19μ	20μ	21μ
<b>Good Quality</b>						
Lambswool	9486	9195	9011	7780	7613	
Bellies	8648	8664	8547	7807	7626	
Locks	6449			6787	6398	
<b>Average Quality</b>						
Lambswool	9225	8716	8499	6966	7326	7877
Bellies	8435	8093		7892	7520	8003
Locks	7553			6664	6216	
<b>Inferior Quality</b>						
Fleecewool	8795	8299		8832	7859	7728
Lambswool	8644					
Bellies				7174	7004	6845
Locks				4897	5494	5266



— SA in USc  
— Aus in USc

— SA in USc  
— Aus in USc

## Market Commentary

### WOOL MARKET STRENGTHENS

**Port Elizabeth:** The wool market was stronger at this week's sale and the Cape Wools Merino indicator gained 2,7% on last week to close at R88,58/kg (clean).

This was in line with the Australian market where the indicator rose 3,1% on the back of possible shipping commitments this month.

Although a lift in prices was anticipated, it wasn't expected to rise as much as it did, particularly not in view of the much stronger rand following a weakening of the dollar. The rand at R8,14, was up 2,7% against the dollar, compared with last week's average rate. It was largely unchanged against the euro at R10,49.

Prices rose across all long fleece wool micron categories, but the biggest increases were in the 19,5 micron to 21,5 micron categories, which strengthened by around 3% and more.

It was a fairly small sale with 4 681 bales on offer of which 96% was sold. Major buyers were Standard Wool SA (1 379 bales), Modiano SA (1 057 bales), Lempriere SA (859 bales) and Stucken & Co (653 bales).

The average clean prices for the different categories good top-making (MF5), long fleeces were as follows: 18 microns were up 2,8% at R102,76/kg, 18,5 microns gained 2,5% to R97,07/kg, 19 microns were up 2,8% to R96,28/kg, 19,5 microns increased by 3,5% to R94,42/kg, 20 microns were 3,2% dearer at R93,26/kg, 20,5 microns were up 3% at R92,71/kg, 21 microns rose by 1,4% to R91,14/kg, 21,5 microns were 1,4% dearer at R90,90/kg and 22 microns gained 2% to also close at R90,90/kg.

Approximately 8 000 bales will come under the hammer at next week's sale.